



*ASSEMBLY INSTRUCTIONS*  
*COASTER FINE FURNITURE*



*Fine Furniture for every stage of life*

**552061**  
**SOFA**

ITEM : 552061



## ASSEMBLY INSTRUCTIONS

### ASSEMBLY TIPS:

- 1.Remove hardware from box and sort by size.
- 2.Please check to see that all hardware and parts are present prior to start of assembly.
- 3.Please follow attached instruction in the same sequence as numbered to assure fast & easy assembly.



### WARNING!







- 1.Don't attempt to repair or modify parts that are broken or defective. Please contact the store immediately.
- 2.This product is for home use only and not intended for commercial establishment.





ASSEMBLY TIME

5 MINUTES

## PARTS IDENTIFICATION

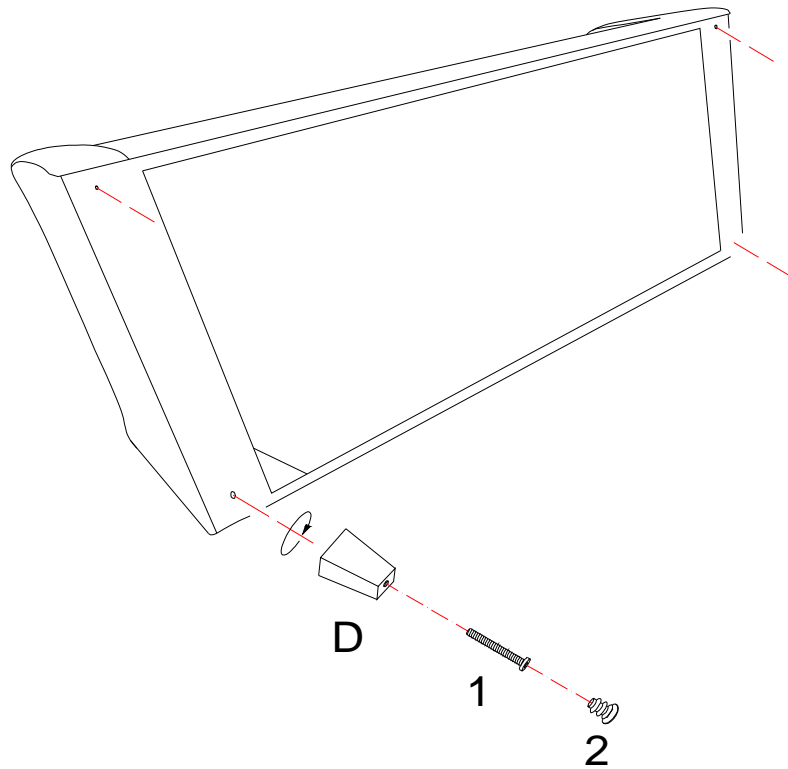
A	BACK CUSHION		2PCS
B	SEAT CUSHION		2PCS
C	SOFA FRAME		1PC
D	LEG		4PCS
E	PILLOW (SOLID)		2PCS
F	PILLOW (PATTERNED)		2PCS

Z HARDWARE PACKAGE			
NO	DESCRIPTION	FIGURE	QTY
1	MEDIUM BOLT 5/16" * 2-1/2"		4PCS
2	PLASTIC CAPS Ø 19.5*21.5mm		4PCS

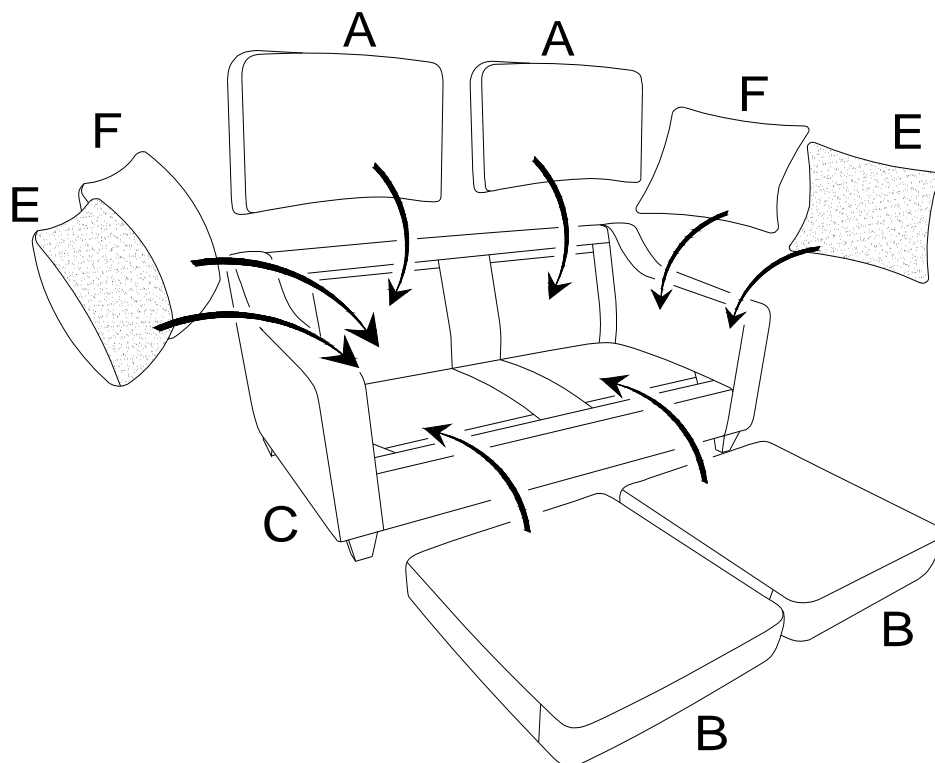
ITEM : 552061

ASSEMBLY INSTRUCTIONS

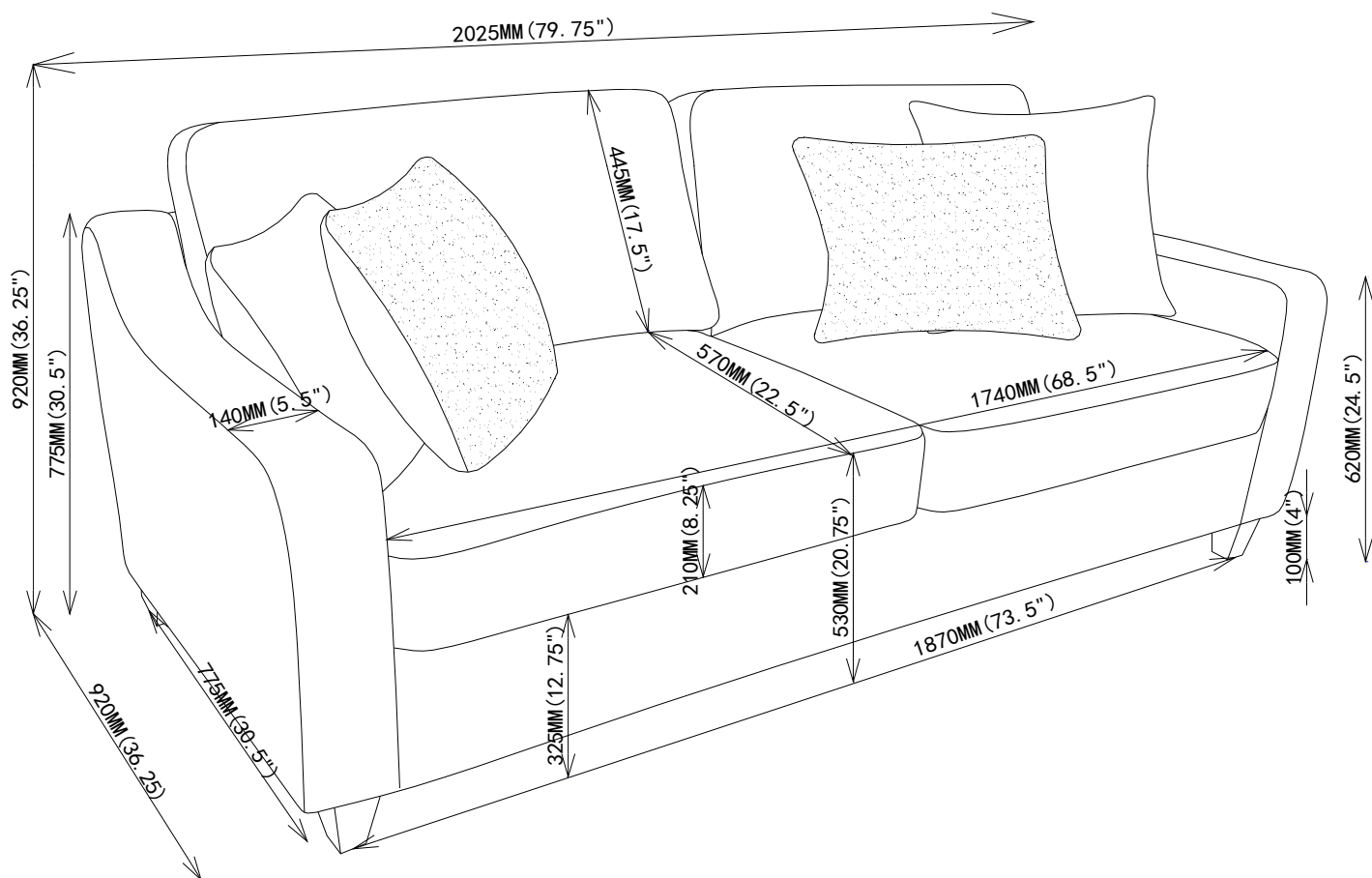
STEP 1



STEP 2



552061





*ASSEMBLY INSTRUCTIONS*  
*COASTER FINE FURNITURE*



*Fine Furniture for every stage of life*

**552062**  
**LOVESEAT**

ITEM : 552062



## ASSEMBLY INSTRUCTIONS

### ASSEMBLY TIPS:

- 1.Remove hardware from box and sort by size.
- 2.Please check to see that all hardware and parts are present prior to start of assembly.
- 3.Please follow attached instruction in the same sequence as numbered to assure fast & easy assembly.



### WARNING!

- 1.Don't attempt to repair or modify parts that are broken or defective. Please contact the store immediately.
- 2.This product is for home use only and not intended for commercial establishment.



ASSEMBLY TIME

5 MINUTES

## PARTS IDENTIFICATION



A BACK CUSHION  2PCS

B SEAT CUSHION  2PCS

C LOVESEAT FRAME  1PC

D LEG  4PCS

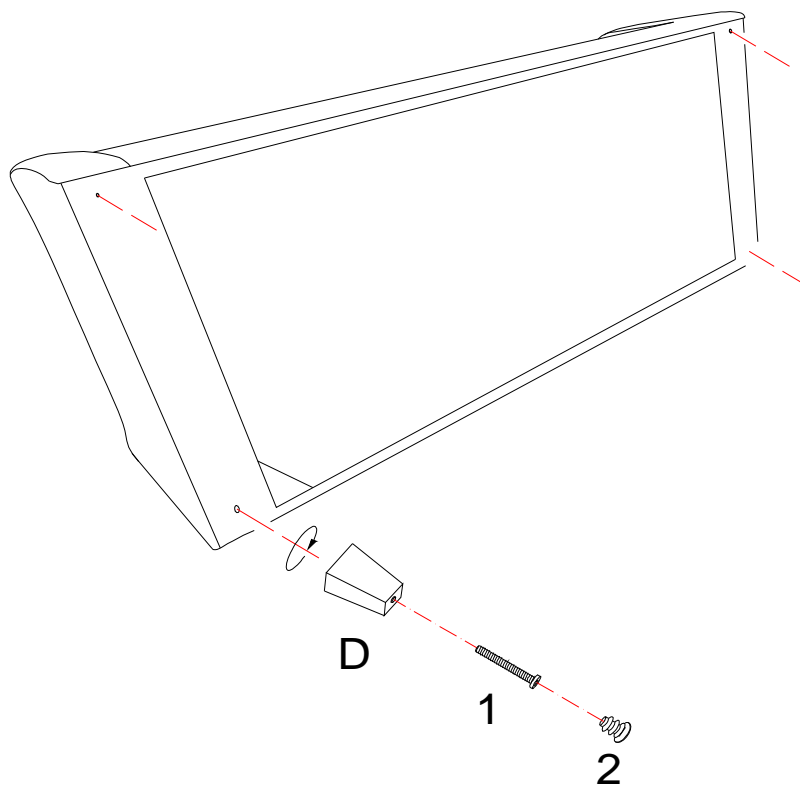
E PILLOW  2PCS

Z HARDWARE PACKAGE			
NO	DESCRIPTION	FIGURE	QTY
1	MEDIUM BOLT $\frac{5}{16}$ " * 2- $\frac{1}{2}$ "		4PCS
2	PLASTIC CAPS $\varnothing$ 19.5*21.5mm		4PCS

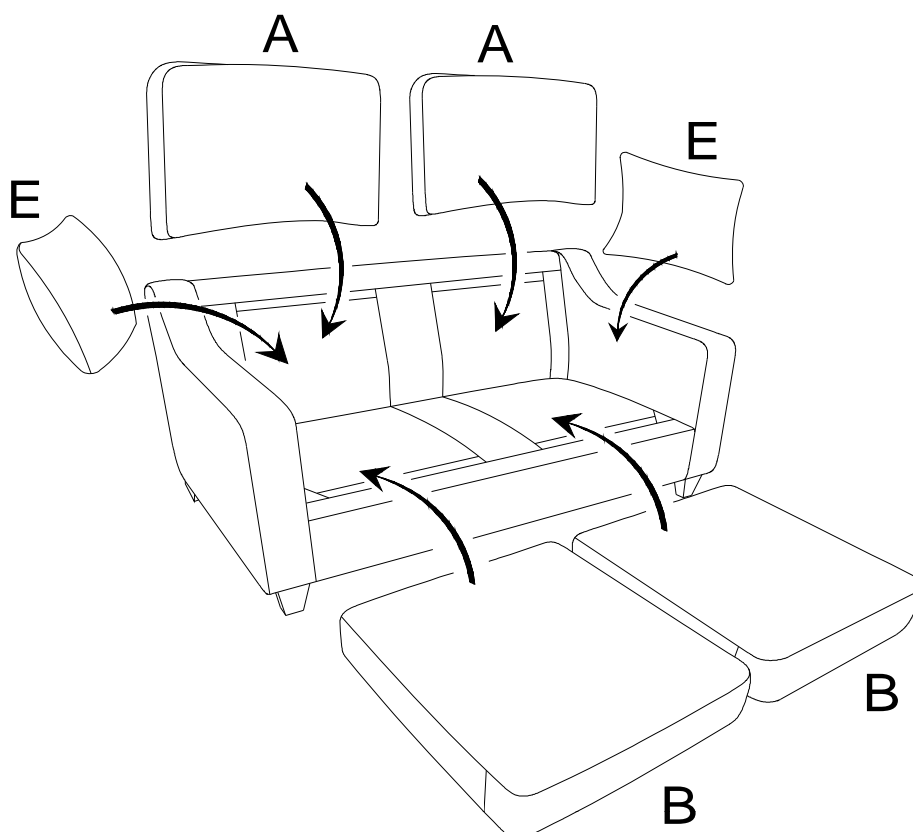
ITEM : 552062

ASSEMBLY INSTRUCTIONS

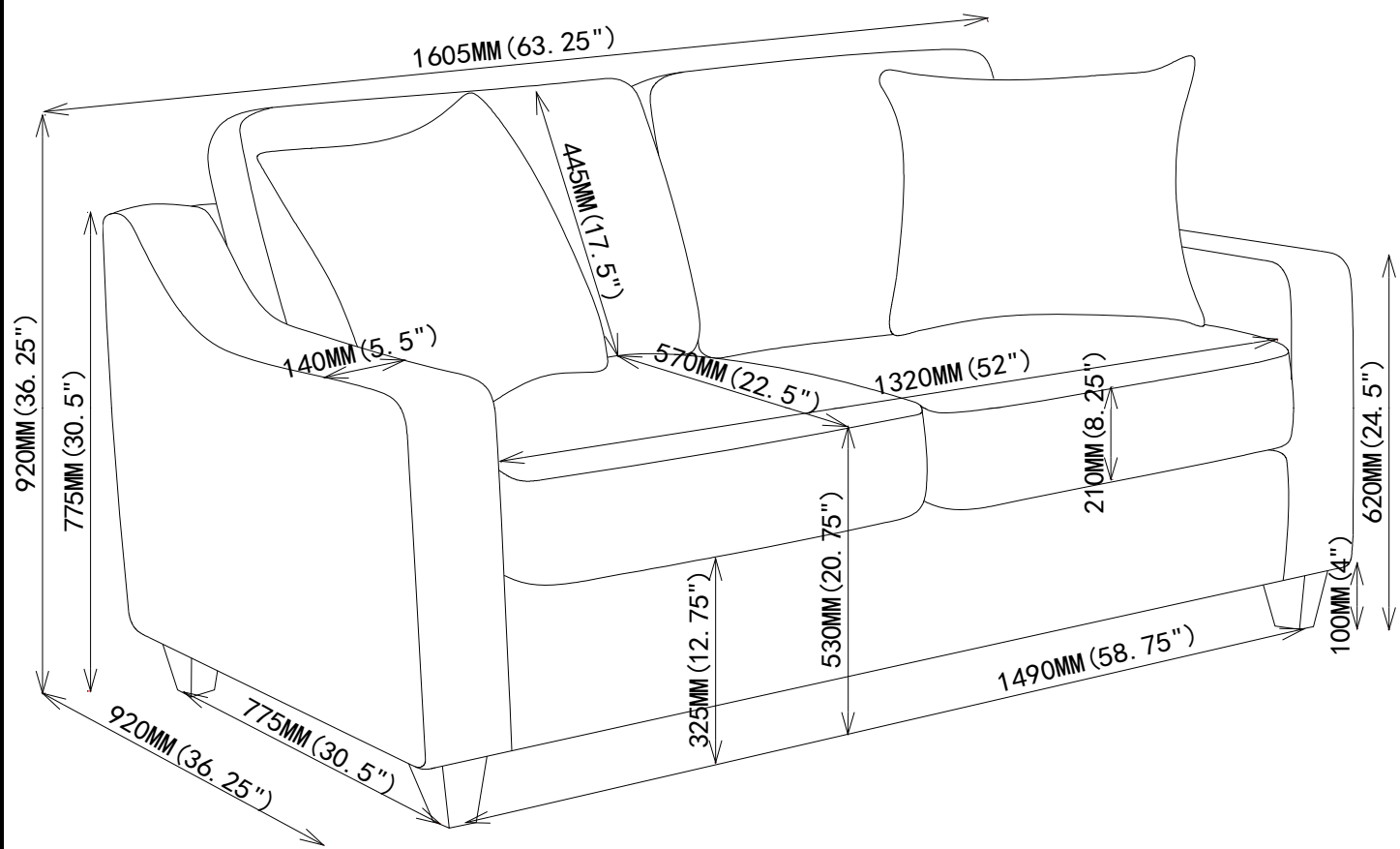
STEP 1



STEP 2



552062





*ASSEMBLY INSTRUCTIONS*  
*COASTER FINE FURNITURE*



*Fine Furniture for every stage of life*

**552063**  
**CHAIR**

ITEM : 220016-1  
ASSEMBLY INSTRUCTIONS



ASSEMBLY TIPS:

- 1.Remove hardware from box and sort by size.
- 2.Please check to see that all hardware and parts are present prior to start of assembly.
- 3.Please follow attached instruction in the same sequence as numbered to assure fast & easy assembly.







**WARNING!**  
1.Don't attempt to repair or modify parts that are broken or defective. Please contact the store immediately.  
2.This product is for home use only and not intended for commercial establishment.





ASSEMBLY TIME

5 MINUTES

PARTS IDENTIFICATION

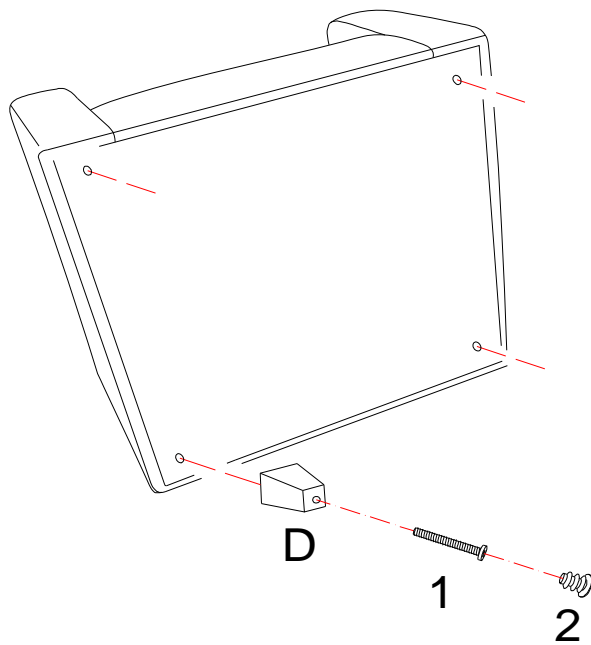
A	BACK CUSHION		1PC
B	SEAT CUSHION		1PC
C	CHAIR FRAME		1PC
D	LEG		4PCS

Z                      HARDWARE    PACKAGE			
NO	DESCRIPTION	FIGURE	QTY
1	MEDIUM BOLT 5/16 " * 2-1/2 "		4PCS
2	PLASTIC CAPS Ø 19.5*21.5mm		4PCS

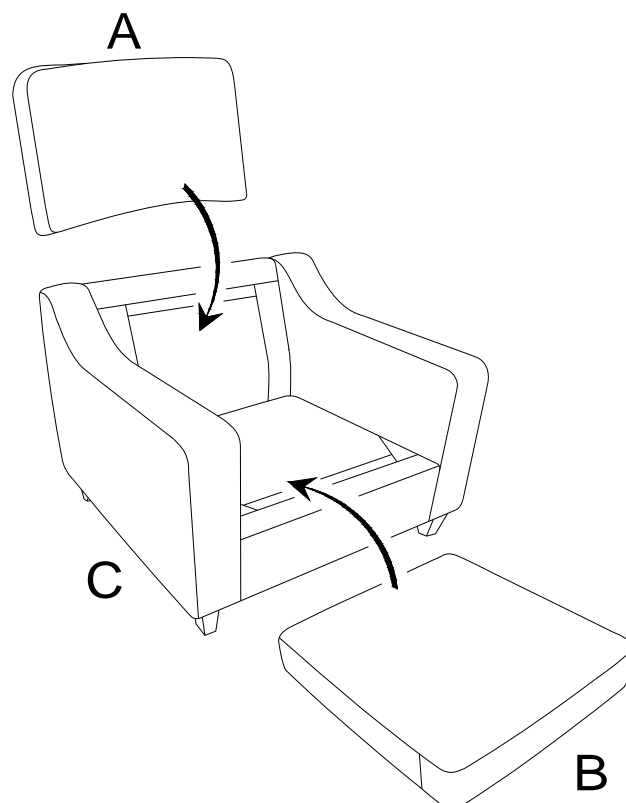
ITEM : 220016-1

ASSEMBLY INSTRUCTIONS

STEP 1



STEP 2



552063

