

*ASSEMBLY INSTRUCTIONS*  
*COASTER FINE FURNITURE*



*Fine Furniture for every stage of life*

**600181**  
**PUSH BACK RECLINER**

ITEM : 600181  
ASSEMBLY INSTRUCTIONS



ASSEMBLY TIPS:

- 1.Remove hardware from box and sort by size.
- 2.Please check to see that all hardware and parts are present prior to start of assembly.
- 3.Please follow attached instruction in the same sequence as numbered to assure fast & easy assembly.



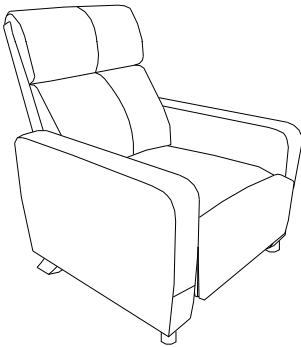
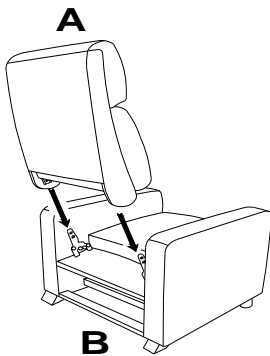
**WARNING!**  
1.Don't attempt to repair or modify parts that are broken or defective. Please contact the store immediately.  
2.This product is for home use only and not intended for commercial establishment.



ASSEMBLY TIME

5 MINUTES

PARTS IDENTIFICATION



A BACK CUSHION



1PC

B BASE



1PC

C FRONT LEG



2PCS

D REAR LEG



2PCS



Z HARDWARE PACKAGE			
NO	DESCRIPTION	FIGURE	QTY
1	BOLT 5/16" * 2.5"		2PCS
2	PLASTIC GASKET 5/16" * 49mm		2PCS

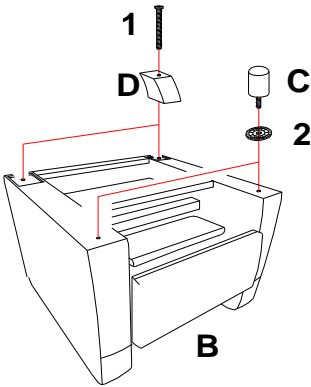
ITEM : 600181

ASSEMBLY INSTRUCTIONS

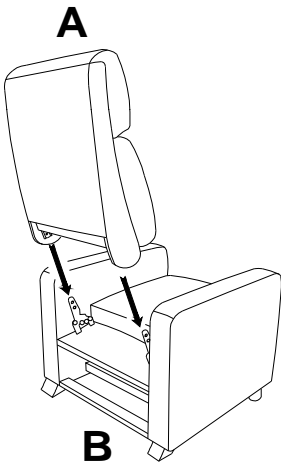


STEP 1


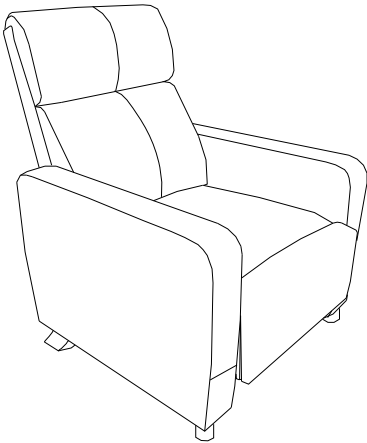
1		X 2	2		X 2
---	---	-----	---	---	-----



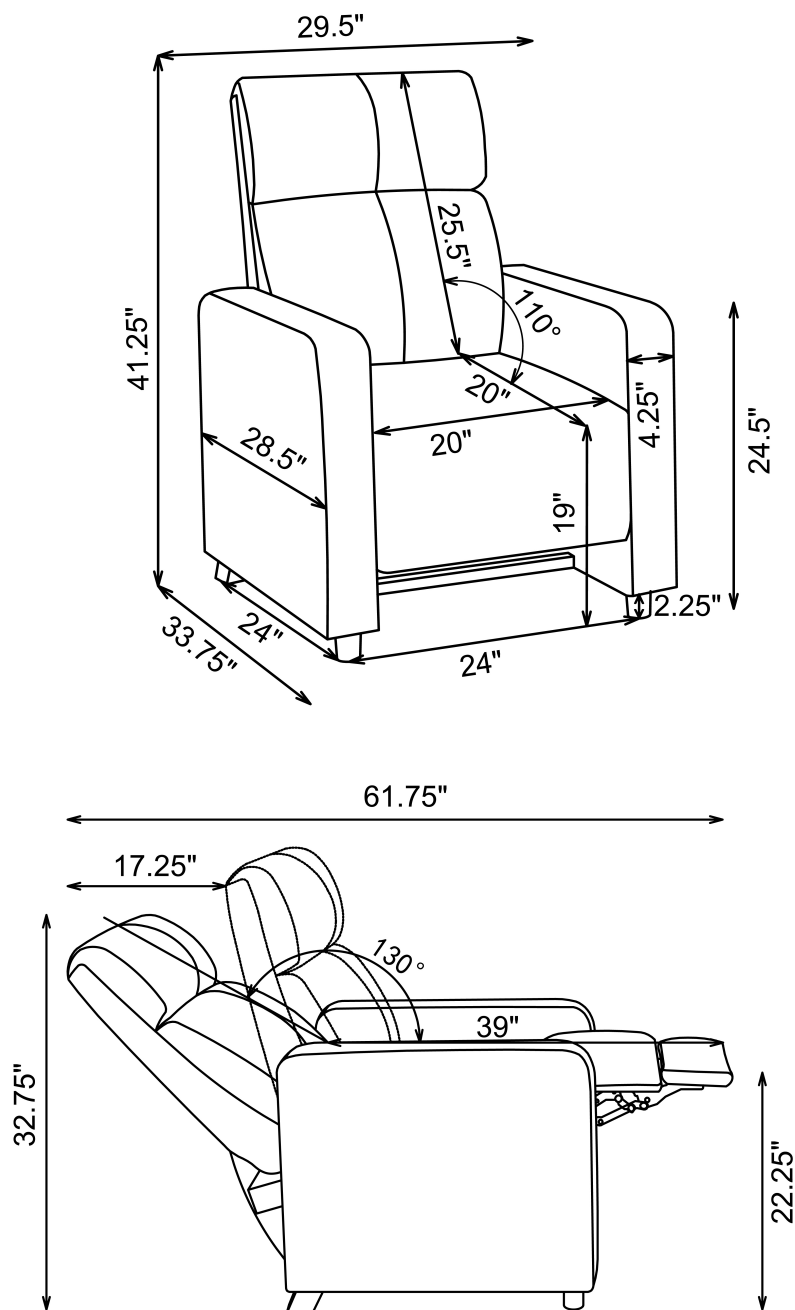
STEP 2




STEP 3



# 600181



Note: Dimension tolerance  $\pm 5\%$



*ASSEMBLY INSTRUCTIONS*  
*COASTER FINE FURNITURE*



*Fine Furniture for every stage of life*

**600181**  
**PUSH BACK RECLINER**

ITEM : 600181  
ASSEMBLY INSTRUCTIONS



ASSEMBLY TIPS:

- 1.Remove hardware from box and sort by size.
- 2.Please check to see that all hardware and parts are present prior to start of assembly.
- 3.Please follow attached instruction in the same sequence as numbered to assure fast & easy assembly.



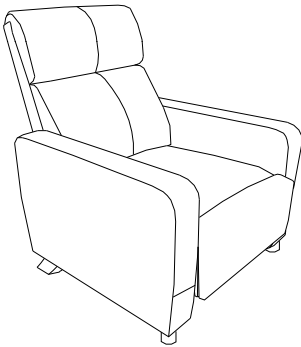
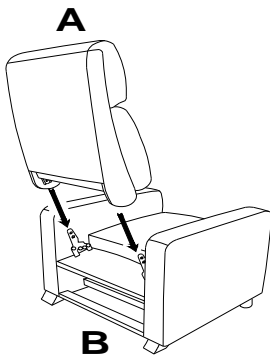
**WARNING!**  
1.Don't attempt to repair or modify parts that are broken or defective. Please contact the store immediately.  
2.This product is for home use only and not intended for commercial establishment.



ASSEMBLY TIME

5 MINUTES

PARTS IDENTIFICATION



A BACK CUSHION



1PC

B BASE



1PC

C FRONT LEG



2PCS

D REAR LEG



2PCS



Z HARDWARE PACKAGE			
NO	DESCRIPTION	FIGURE	QTY
1	BOLT 5/16" * 2.5"		2PCS
2	PLASTIC GASKET 5/16" * 49mm		2PCS

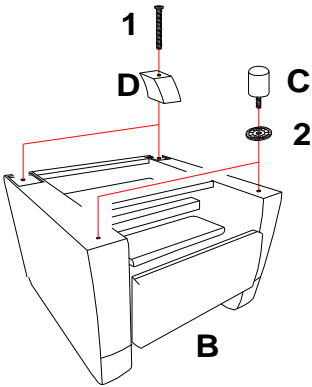
ITEM : 600181

ASSEMBLY INSTRUCTIONS

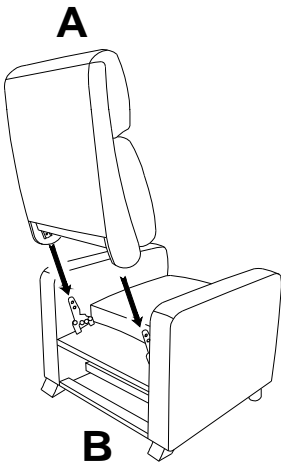


STEP 1


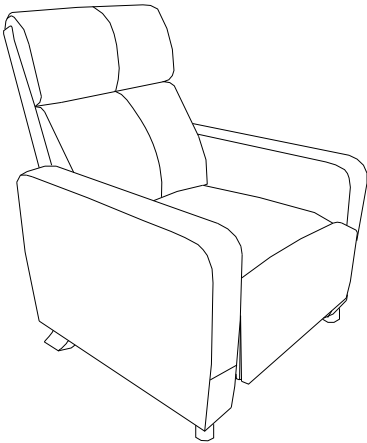
1		X 2	2		X 2
---	---	-----	---	---	-----



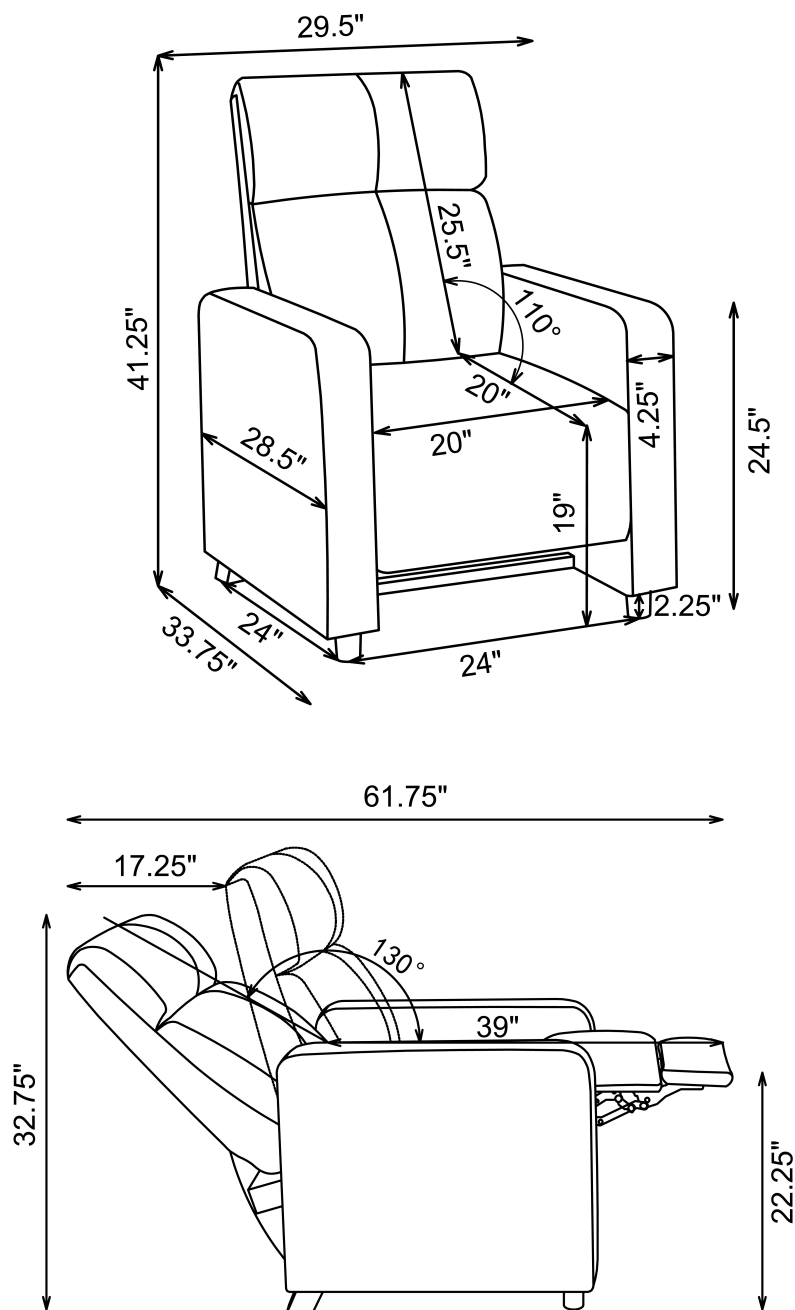
STEP 2




STEP 3



# 600181



Note: Dimension tolerance  $\pm 5\%$





*ASSEMBLY INSTRUCTIONS*  
*COASTER FINE FURNITURE*



*Fine Furniture for every stage of life*

**600182**  
**CONSOLE**

ITEM : 600182

## ASSEMBLY INSTRUCTIONS




### ASSEMBLY TIPS:

- 1.Remove hardware from box and sort by size.
- 2.Please check to see that all hardware and parts are present prior to start of assembly.
- 3.Please follow attached instruction in the same sequence as numbered to assure fast & easy assembly.



#### WARNING!

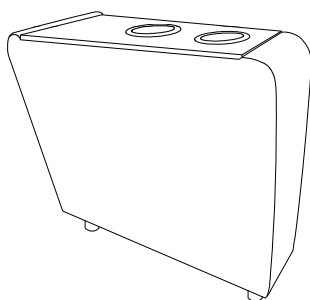
- 1.Don't attempt to repair or modify parts that are broken or defective. Please contact the store immediately.
- 2.This product is for home use only and not intended for commercial establishment.



ASSEMBLY TIME

5 MINUTES

## PARTS IDENTIFICATION



A CONSOLE




1PC

B LEG



3PCS

Z	HARDWARE PACKAGE		
NO	DESCRIPTION	FIGURE	QTY
1	PLASTIC GASKET 5/16" * 49mm		3PCS


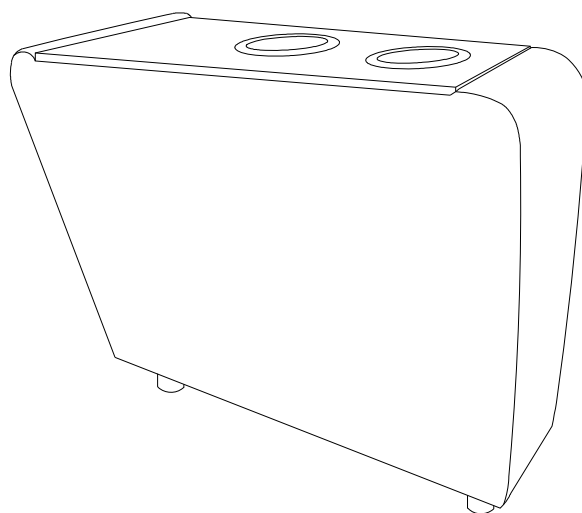
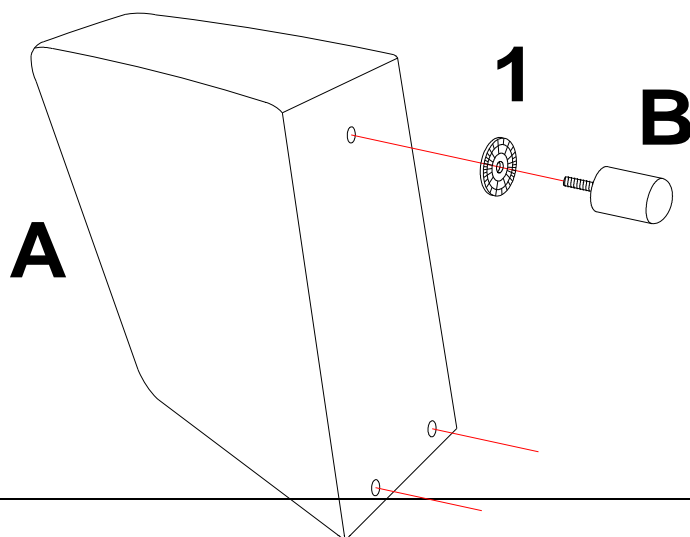
ITEM : 600182

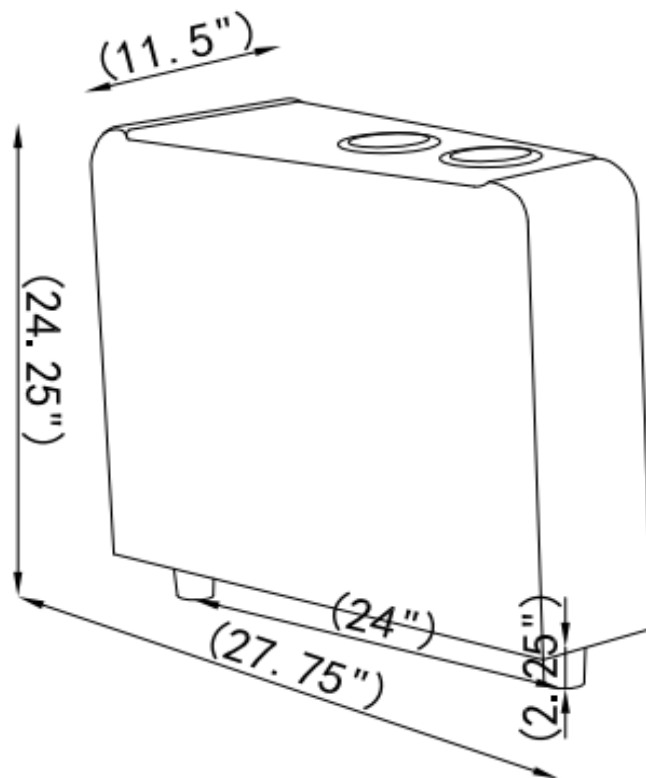
ASSEMBLY INSTRUCTIONS




STEP 1

1		X 3
---	---	-----





Note: Dimension tolerance  $\pm 5\%$



*ASSEMBLY INSTRUCTIONS*  
*COASTER FINE FURNITURE*



*Fine Furniture for every stage of life*

**600182**  
**CONSOLE**

ITEM : 600182

## ASSEMBLY INSTRUCTIONS




### ASSEMBLY TIPS:

- 1.Remove hardware from box and sort by size.
- 2.Please check to see that all hardware and parts are present prior to start of assembly.
- 3.Please follow attached instruction in the same sequence as numbered to assure fast & easy assembly.



#### WARNING!

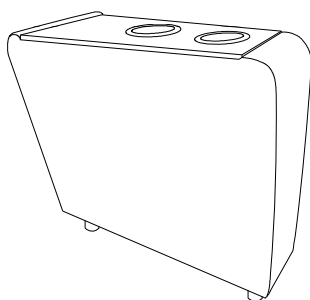
- 1.Don't attempt to repair or modify parts that are broken or defective. Please contact the store immediately.
- 2.This product is for home use only and not intended for commercial establishment.



ASSEMBLY TIME

5 MINUTES

## PARTS IDENTIFICATION



A CONSOLE




1PC

B LEG



3PCS

Z	HARDWARE PACKAGE		
NO	DESCRIPTION	FIGURE	QTY
1	PLASTIC GASKET 5/16" * 49mm		3PCS


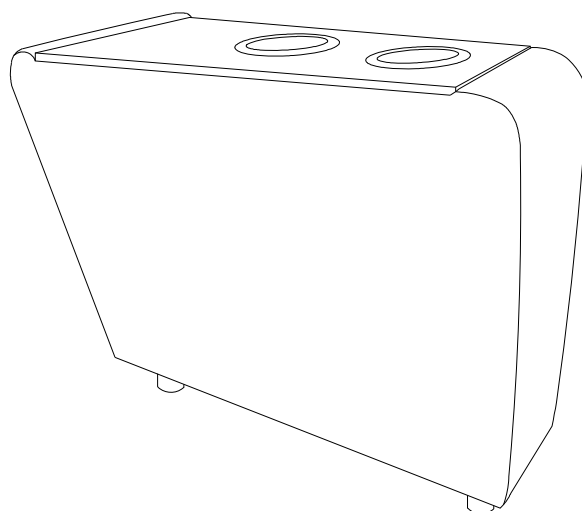
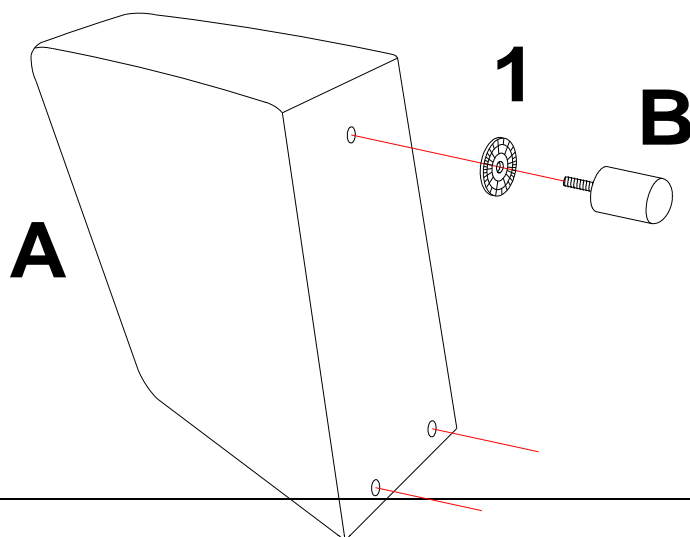
ITEM : 600182

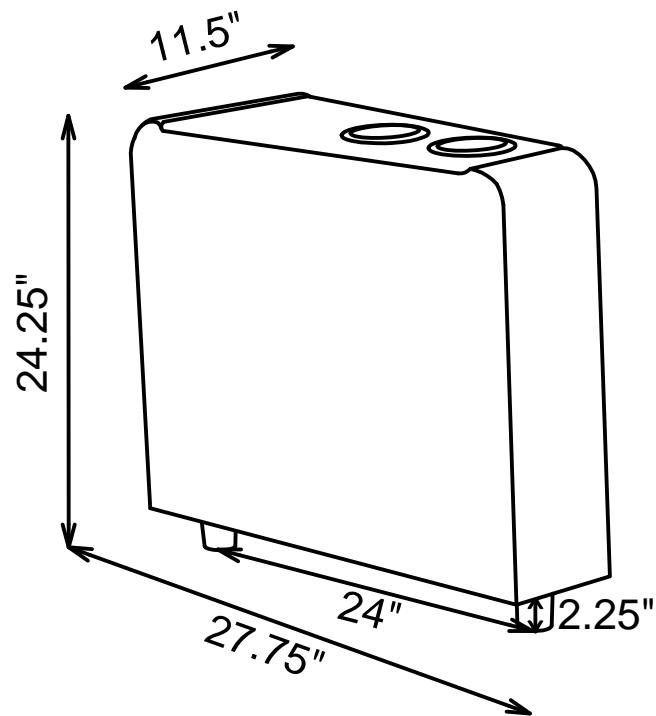
ASSEMBLY INSTRUCTIONS



STEP 1

1		X 3
---	---	-----





Note: Dimension tolerance  $\pm 5\%$

