



## *ASSEMBLY INSTRUCTIONS*

### *COASTER FINE FURNITURE*



*Fine Furniture for every stage of life*

**603504**  
**Motion Sofa**

ITEM: **603504**



## ASSEMBLY INSTRUCTIONS

### ASSEMBLY TIPS:

1. Remove hardware from box and sort by size.
2. Please check to see that all hardware and parts are present prior to start of assembly.
3. Please follow attached instructions in the same sequence as numbered to assure fast & easy assembly.



### WARNING!

1. Don't attempt to repair or modify parts that are broken or defective. Please contact the store immediately.
2. This product is for home use only and not intended for commercial establishments.



ASSEMBLY TIME

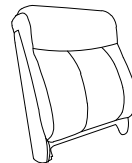
5 MINUTES

## PARTS IDENTIFICATION

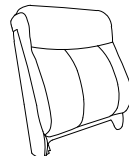
**A**      **LEFT BACK**      **1PC**



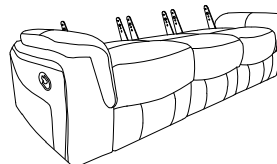
**B**      **MIDDLE BACK**      **1PC**



**C**      **RIGHT BACK**      **1PC**



**D**      **BASE**      **1PC**



**E**      **LEFT EAR**      **1PC**



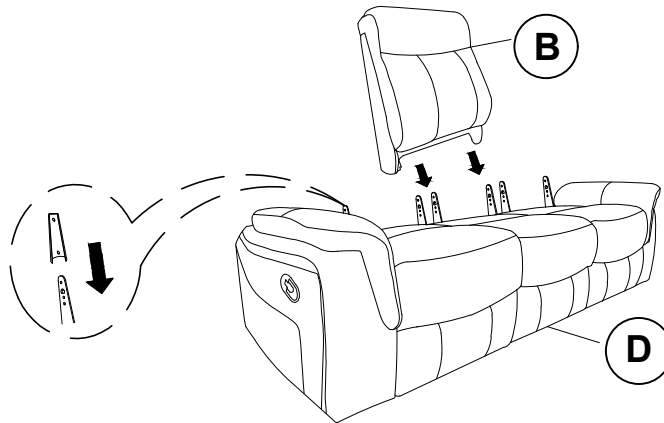
**F**      **RIGHT EAR**      **1PC**



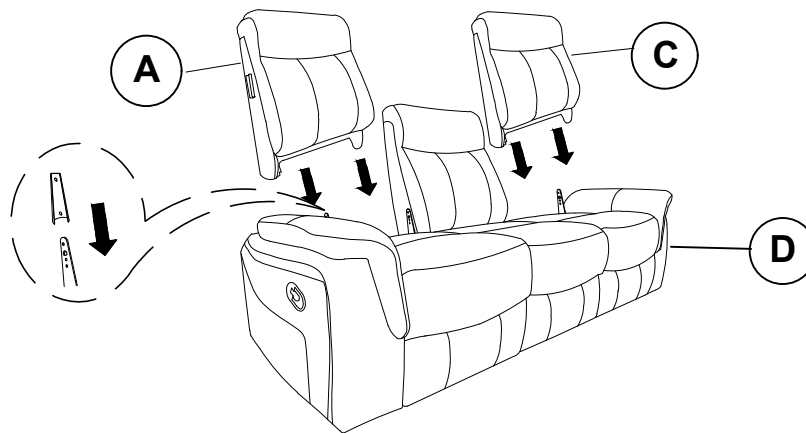
ITEM: **603504**

## ASSEMBLY INSTRUCTIONS

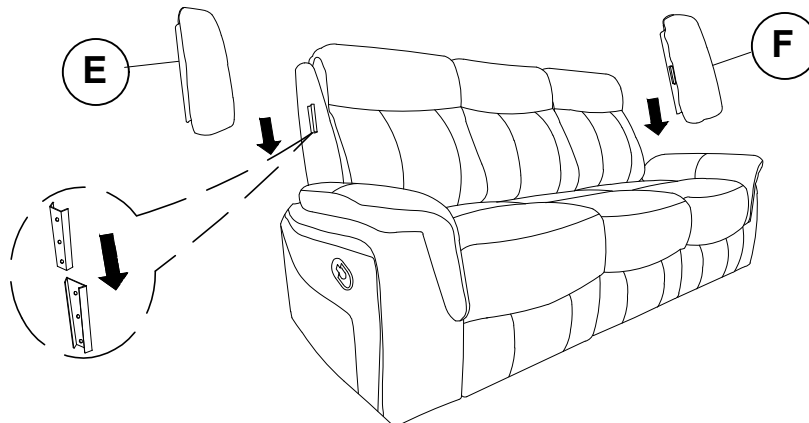
### STEP 1



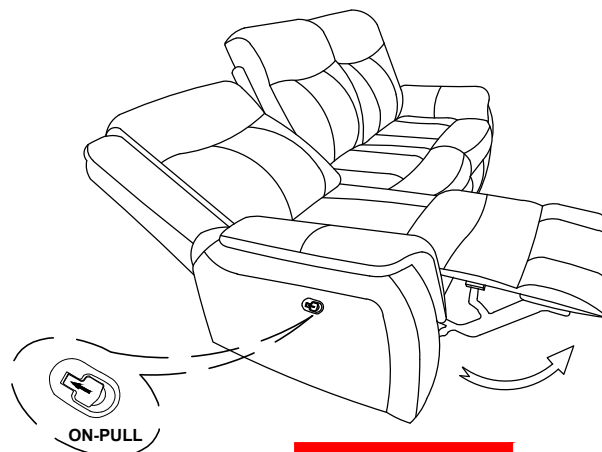
### STEP 2



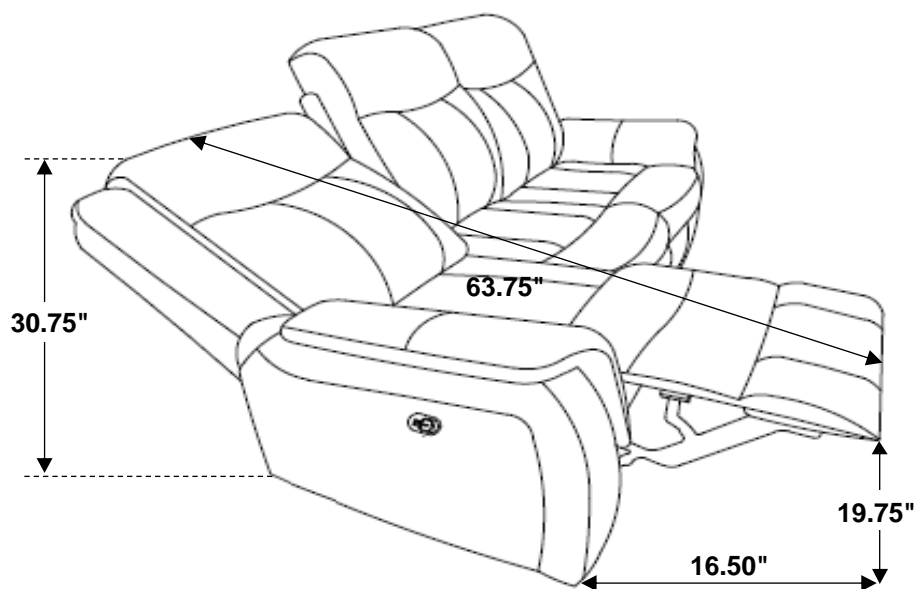
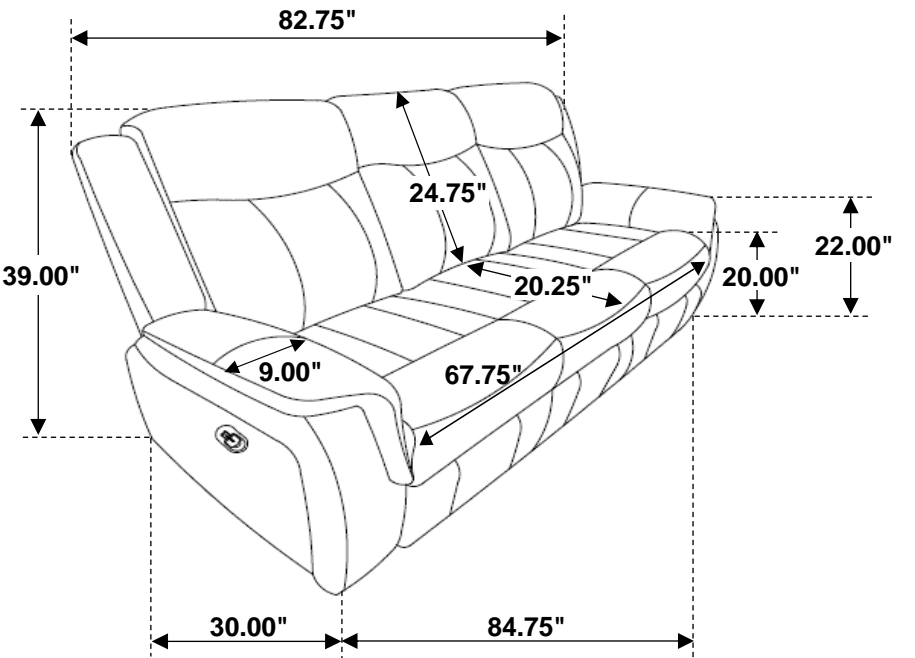
### STEP 3



### STEP 4 **COMPLETE**



ITEM: **603504**



**Note: Dimension tolerance  $\pm 5\%$**



## *ASSEMBLY INSTRUCTIONS*

### *COASTER FINE FURNITURE*



*Fine Furniture for every stage of life*

# **603505**

## ***Motion Loveseat With Console***

ITEM: **603505**



## ASSEMBLY INSTRUCTIONS

### ASSEMBLY TIPS:

1. Remove hardware from box and sort by size.
2. Please check to see that all hardware and parts are present prior to start of assembly.
3. Please follow attached instructions in the same sequence as numbered to assure fast & easy assembly.



### WARNING!



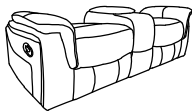



1. Don't attempt to repair or modify parts that are broken or defective. Please contact the store immediately.
2. This product is for home use only and not intended for commercial establishments.



ASSEMBLY TIME

5 MINUTES

## PARTS IDENTIFICATION

A	LEFT BACK		1PC
B	RIGHT BACK		1PC
C	BASE		1PC
D	CONSOLE BACK		1PC
E	LEFT EAR		1PC
F	RIGHT EAR		1PC

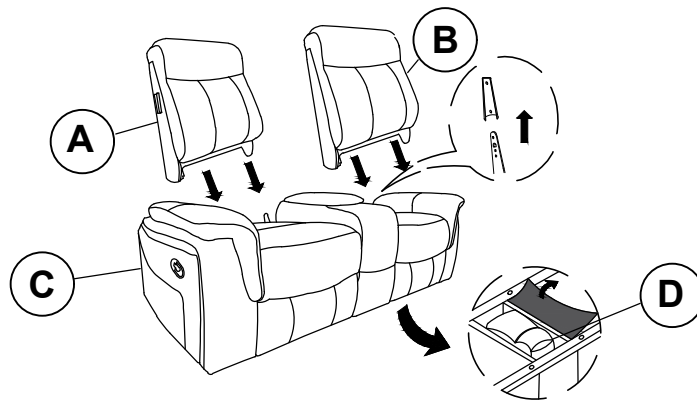
## HARDWARE IDENTIFICATION

1	ADJUSTABLE SCREW (Ø 5/16 "x2)		2PC S
---	----------------------------------	---	-------

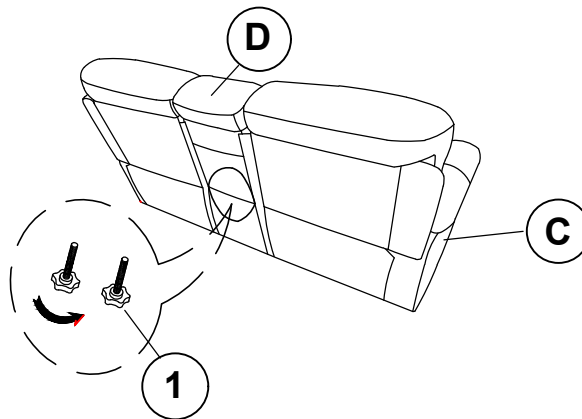
ITEM: **603505**

## ASSEMBLY INSTRUCTIONS

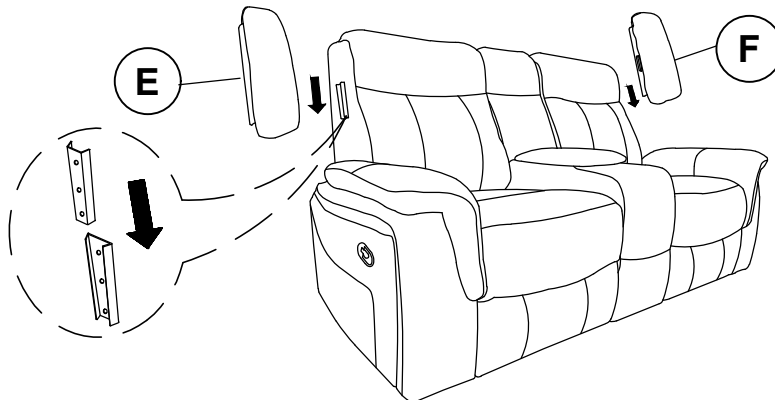
### STEP 1



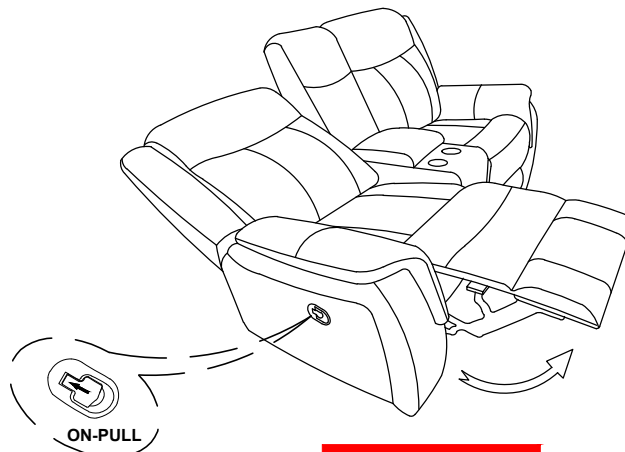
### STEP 2



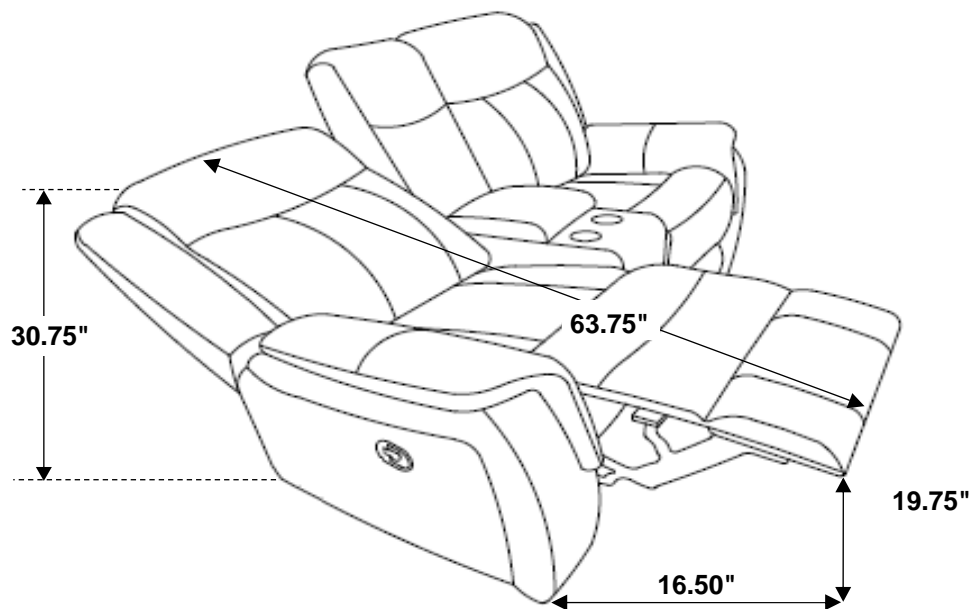
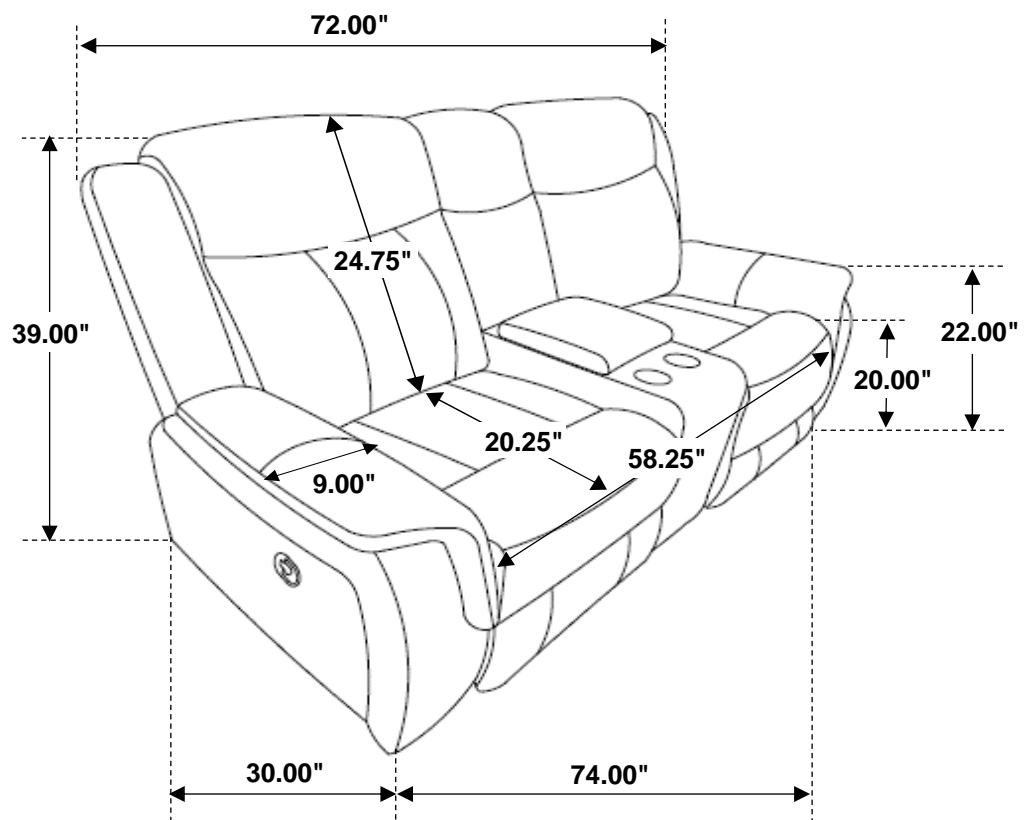
### STEP 3



### STEP 4 **COMPLETE**



ITEM: **603505**



**Note: Dimension tolerance  $\pm 5\%$**