



ASSEMBLY INSTRUCTIONS COASTER FINE FURNITURE



Fine Furniture for every stage of life

609560AC
ARMLESS CHAIR

ITEM: **609560AC**



ASSEMBLY INSTRUCTIONS

ASSEMBLY TIPS:

1. Remove hardware from box and sort by size.
2. Please check to see that all hardware and parts are present prior to start of assembly.
3. Please follow attached instructions in the same sequence as numbered to assure fast & easy assembly.



WARNING!

1. Don't attempt to repair or modify parts that are broken or defective. Please contact the store immediately.
2. This product is for home use only and not intended for commercial establishments.

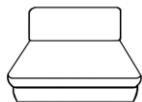


ASSEMBLY TIME

10 MINUTES

PARTS IDENTIFICATION

A



BASE

1PC


B



LEG

4PCS

C



BACK CUSHION

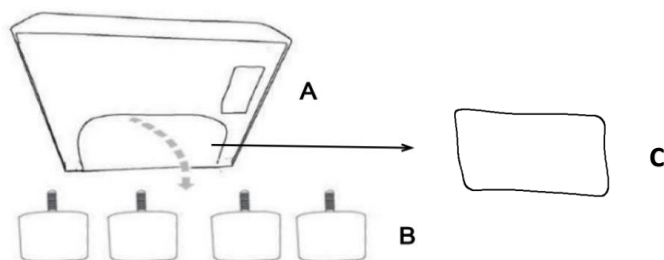
1PC

ITEM: **609560AC**

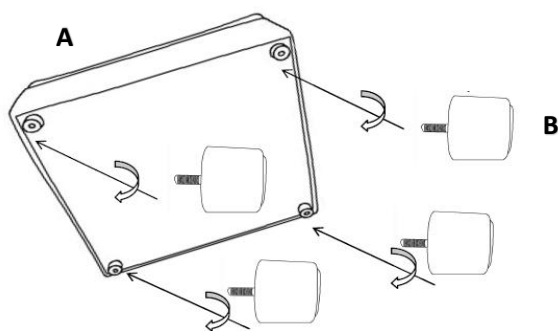


ASSEMBLY INSTRUCTIONS


STEP 1



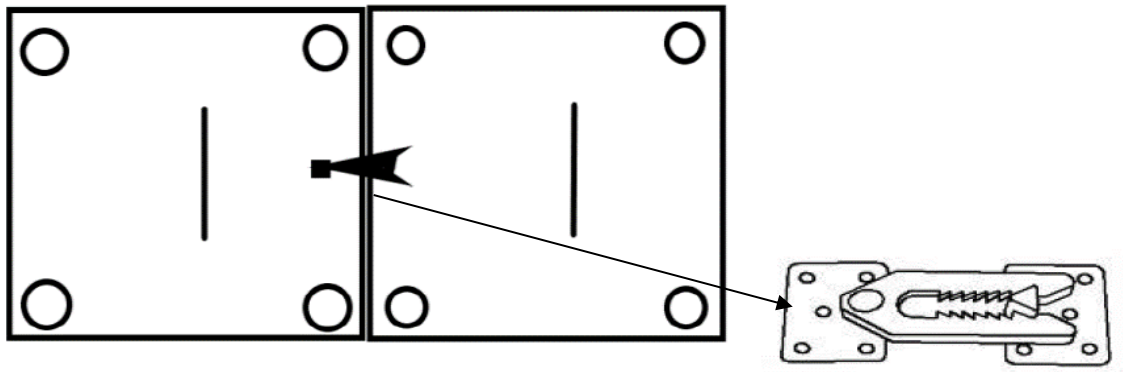
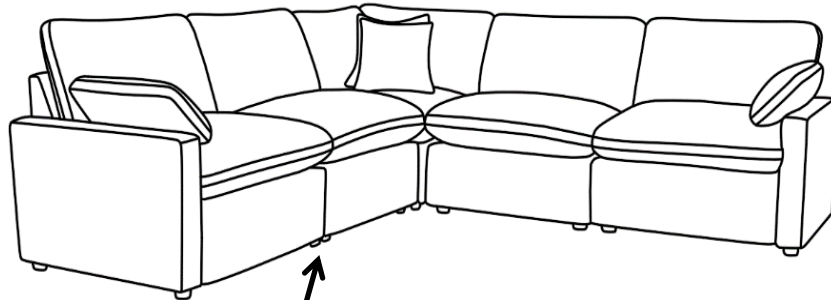
STEP 2



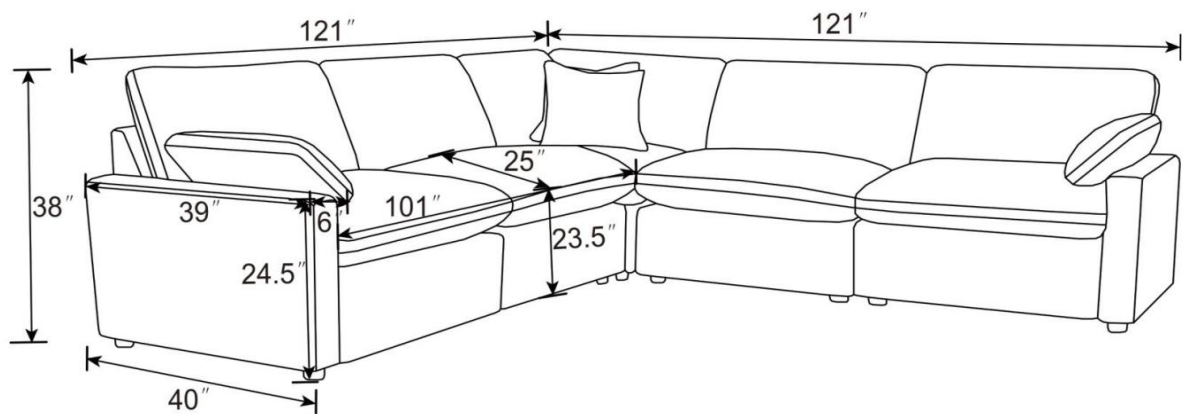
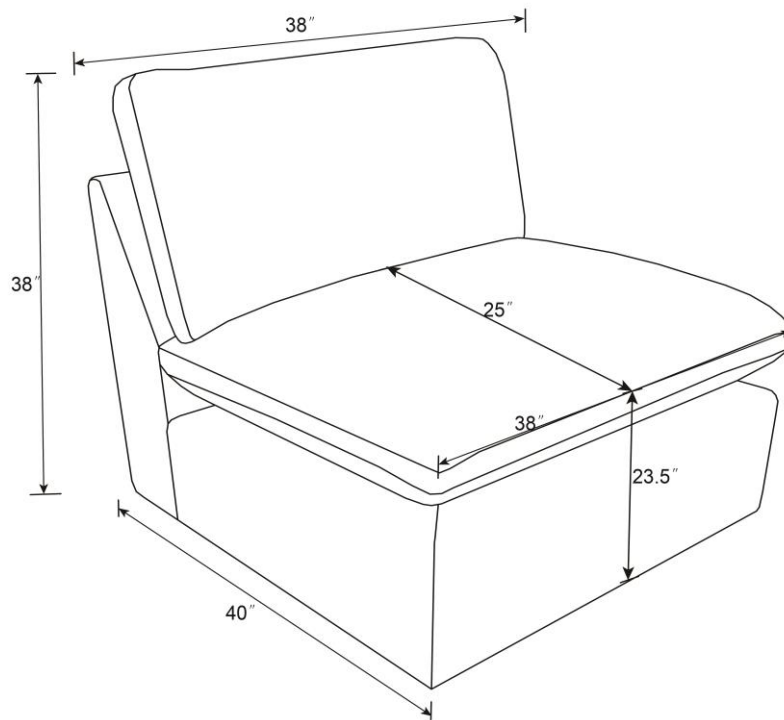
STEP 3 COMPLETE



ITEM:609560AC



ITEM:609560AC



Note: Dimension tolerance $\pm 5\%$



ASSEMBLY INSTRUCTIONS COASTER FINE FURNITURE



Fine Furniture for every stage of life

609560ARP **POWER ARMLESS RECLINER**

ITEM: **609560ARP**

ASSEMBLY INSTRUCTIONS

ASSEMBLY TIPS:

1. Remove hardware from box and sort by size.
2. Please check to see that all hardware and parts are present prior to start of assembly.
3. Please follow attached instructions in the same sequence as numbered to assure fast & easy assembly.



WARNING!

1. Don't attempt to repair or modify parts that are broken or defective. Please contact the store immediately.
2. This product is for home use only and not intended for commercial establishments.



ASSEMBLY TIME

20 MINUTES

PARTS IDENTIFICATION

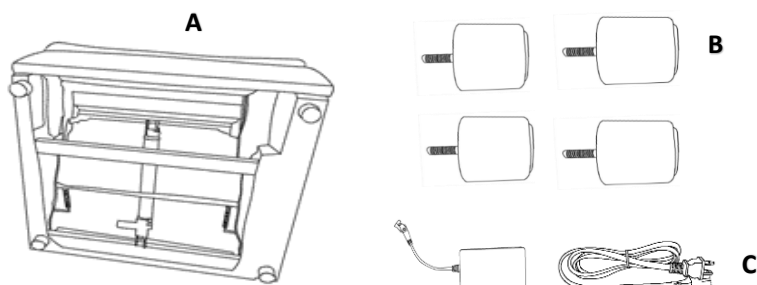
A		BASE	1PC
B		LEG	4PCS
C		TRANSFORMER/POWER CORD	1PC
D		BACK CUSHION	1PC
E		RECLINER BACK	1PC

ITEM: **609560ARP**

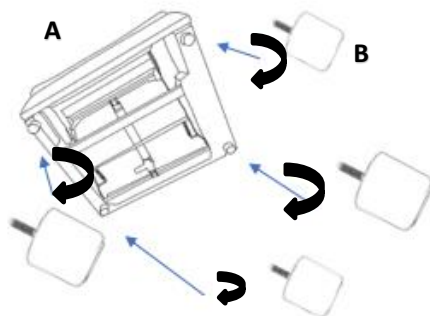


ASSEMBLY INSTRUCTIONS

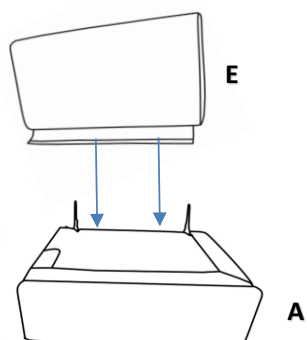
STEP 1



STEP 2



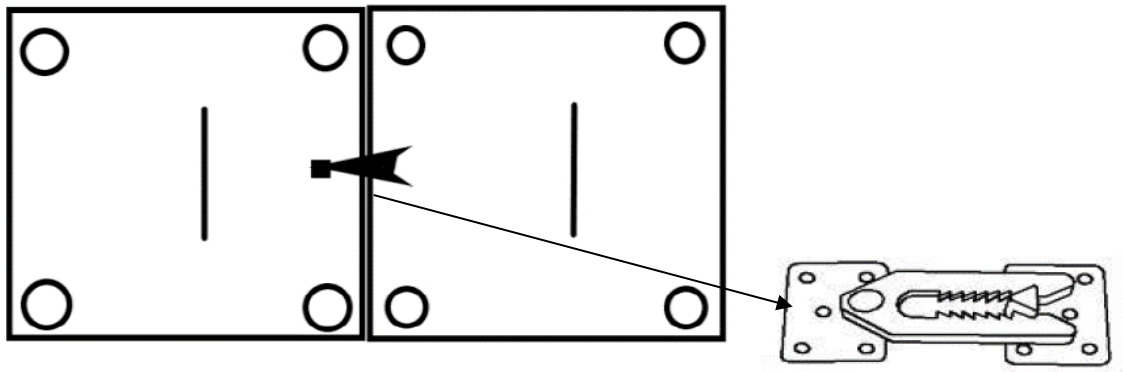
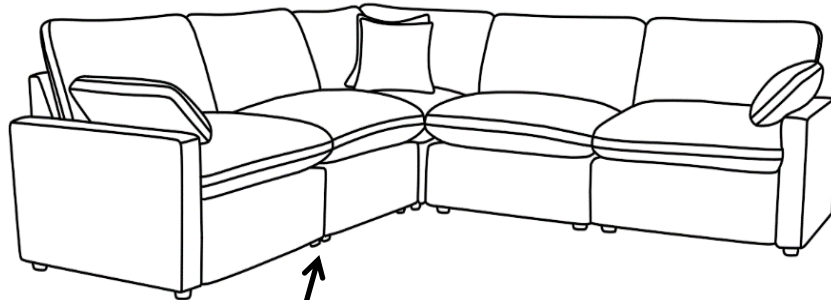
STEP 3



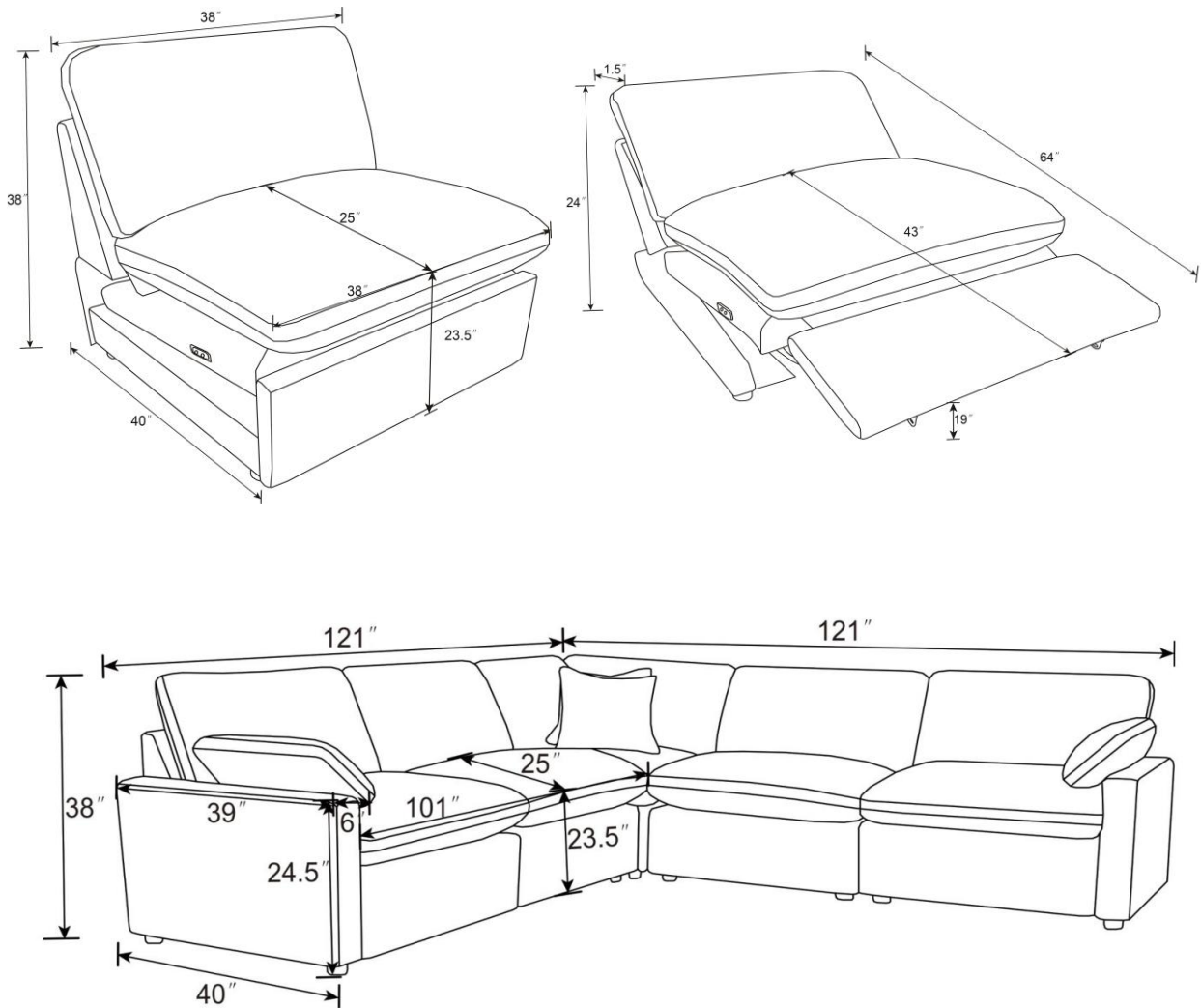
STEP 4 **COMPLETE**



ITEM:609560ARP



ITEM:609560ARP



Note: Dimension tolerance $\pm 5\%$



ASSEMBLY INSTRUCTIONS COASTER FINE FURNITURE



Fine Furniture for every stage of life

609560CON
CONSOLE

ITEM: **609560CON**



ASSEMBLY INSTRUCTIONS

ASSEMBLY TIPS:

1. Remove hardware from box and sort by size.
2. Please check to see that all hardware and parts are present prior to start of assembly.
3. Please follow attached instructions in the same sequence as numbered to assure fast & easy assembly.



WARNING!

1. Don't attempt to repair or modify parts that are broken or defective. Please contact the store immediately.
2. This product is for home use only and not intended for commercial establishments.

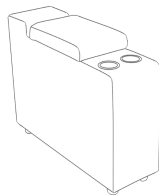


ASSEMBLY TIME

5 MINUTES

PARTS IDENTIFICATION

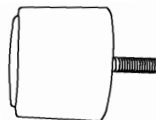
A



BASE

1PC

B



LEG

4PCS

C



POWER CORD

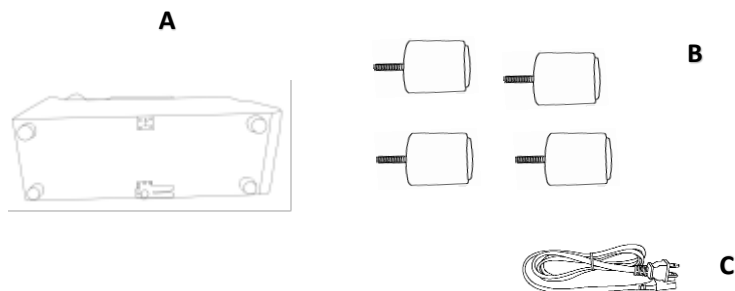
1PC

ITEM: **609560CON**

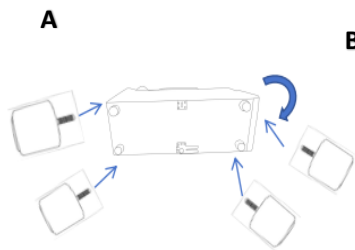


ASSEMBLY INSTRUCTIONS

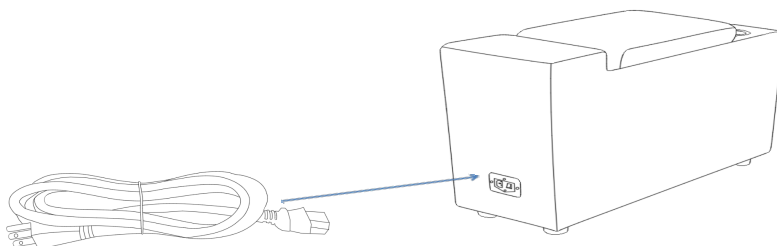
STEP 1



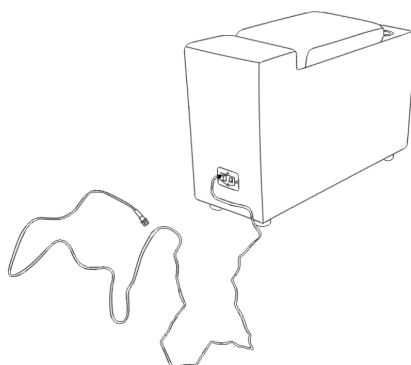
STEP 2



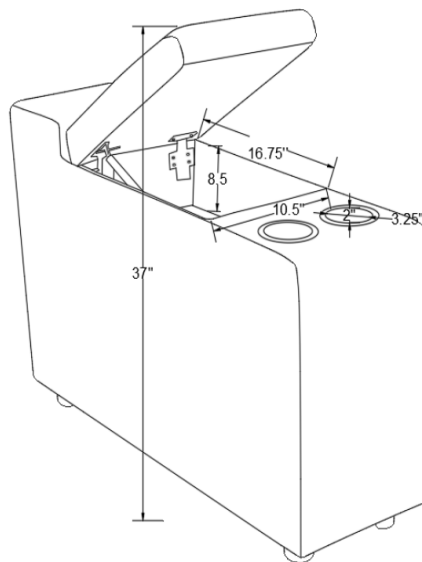
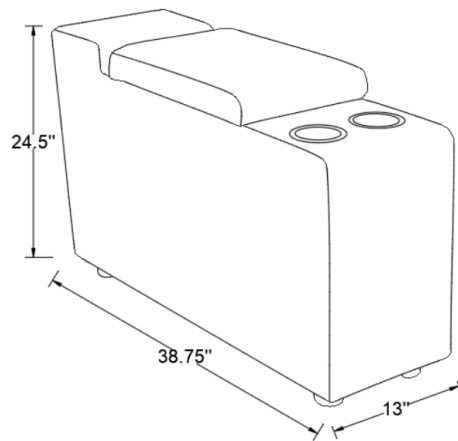
STEP 3



STEP 4 **COMPLETE**



ITEM:609560CON



Note:Dimension tolerance \pm 5%



ASSEMBLY INSTRUCTIONS COASTER FINE FURNITURE



Fine Furniture for every stage of life

609560CRN
CORNER

ITEM: **609560CRN**



ASSEMBLY INSTRUCTIONS

ASSEMBLY TIPS:

1. Remove hardware from box and sort by size.
2. Please check to see that all hardware and parts are present prior to start of assembly.
3. Please follow attached instructions in the same sequence as numbered to assure fast & easy assembly.



WARNING!

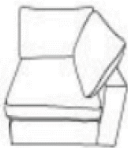
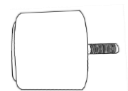


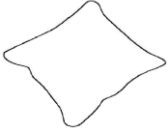

1. Don't attempt to repair or modify parts that are broken or defective. Please contact the store immediately.
2. This product is for home use only and not intended for commercial establishments.



ASSEMBLY TIME

10 MINUTES

PARTS IDENTIFICATION

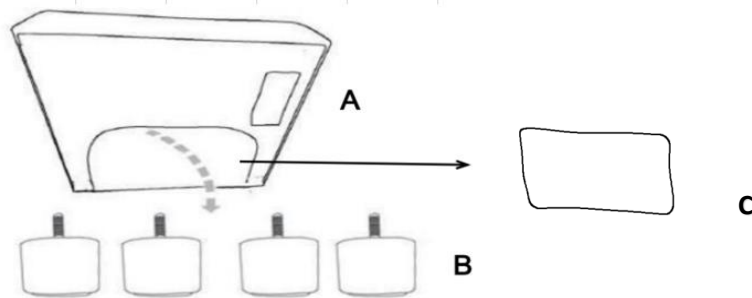
A		BASE	1PC
B		LEG	4PCS
C		RIGHT BACK CUSHION	1PC
D		LEFT BACK CUSHION	1PC
E		BIG PILLOW	1PC
F		PILLOW	1PC

ITEM: **609560CRN**

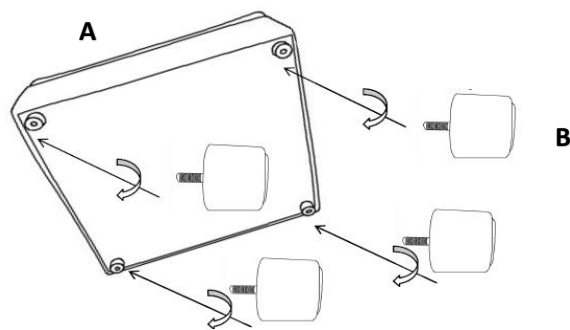


ASSEMBLY INSTRUCTIONS



STEP 1



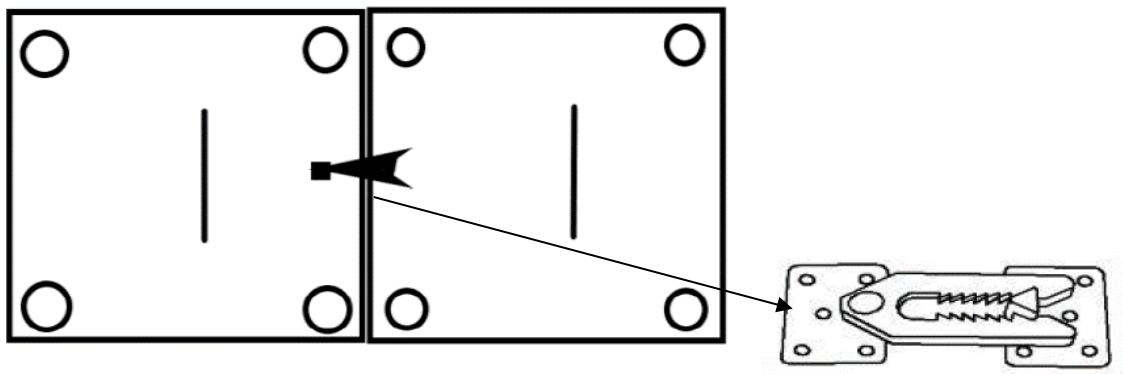
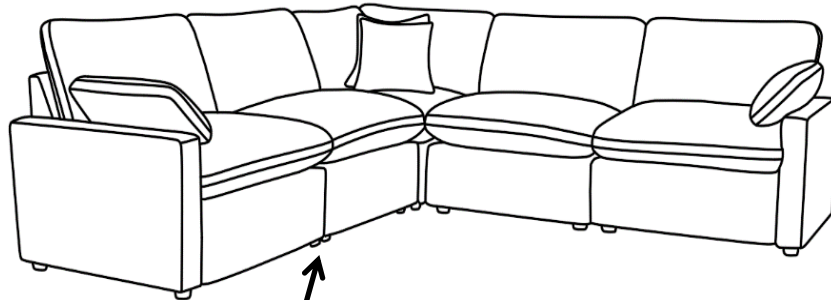
STEP 2



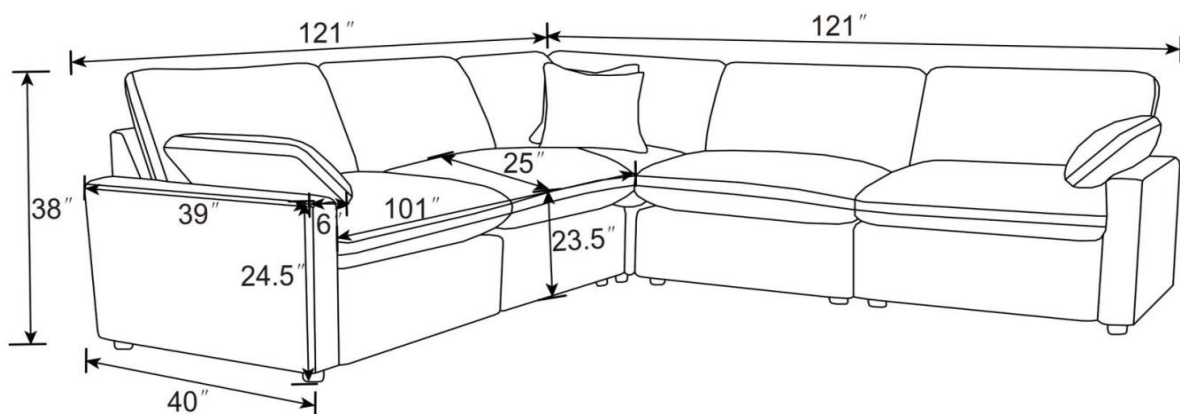
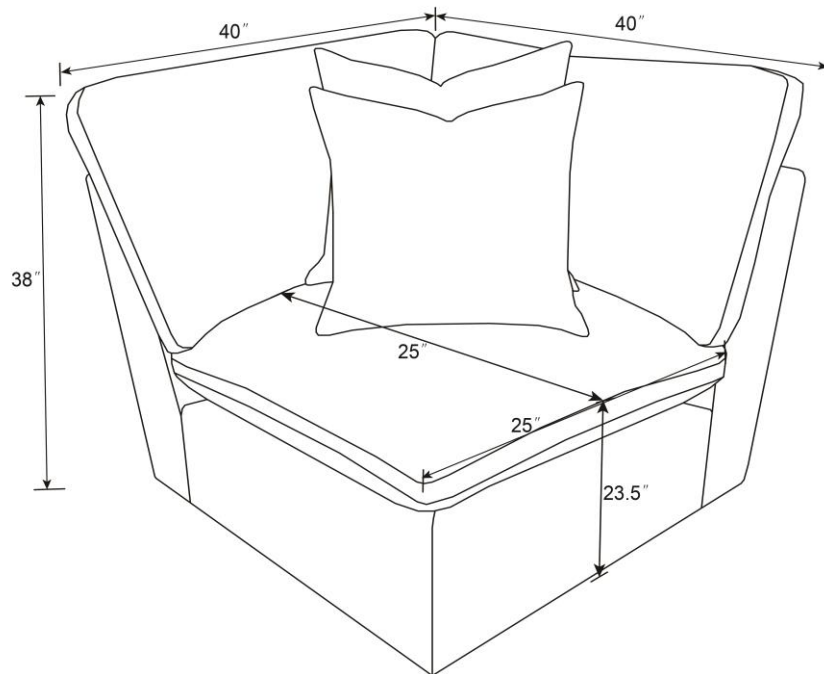
STEP 3 **COMPLETE**



ITEM:609560CRN



ITEM:609560CRN



Note: Dimension tolerance $\pm 5\%$



ASSEMBLY INSTRUCTIONS COASTER FINE FURNITURE



Fine Furniture for every stage of life

609560LRP
LAF POWER RECLINER

ITEM: **609560LRP**



ASSEMBLY INSTRUCTIONS

ASSEMBLY TIPS:

1. Remove hardware from box and sort by size.
2. Please check to see that all hardware and parts are present prior to start of assembly.
3. Please follow attached instructions in the same sequence as numbered to assure fast & easy assembly.



WARNING!



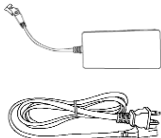



1. Don't attempt to repair or modify parts that are broken or defective. Please contact the store immediately.
2. This product is for home use only and not intended for commercial establishments.



ASSEMBLY TIME

20 MINUTES

PARTS IDENTIFICATION

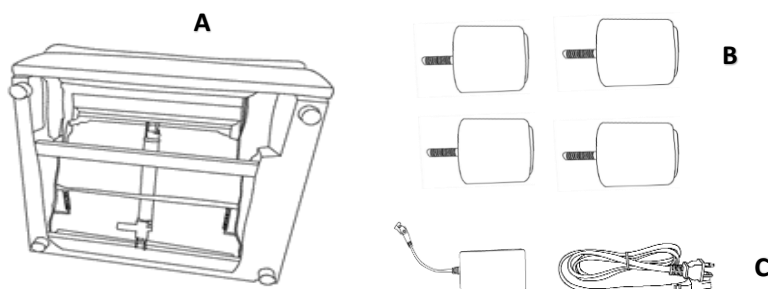
A		BASE	1PC
B		LEG	4PCS
C		TRANSFORMER/POWER CORD	1PC
D		ARM PILLOW	1PC
E		RECLINER BACK	1PC
F		BACK CUSHION	1PC

ITEM: **609560LRP**

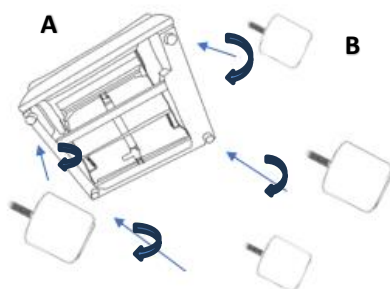


ASSEMBLY INSTRUCTIONS

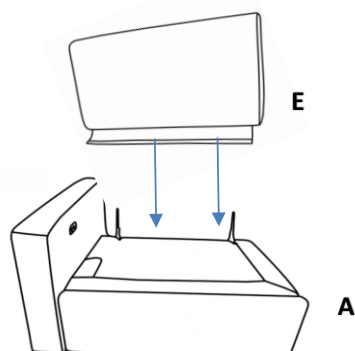
STEP 1



STEP 2



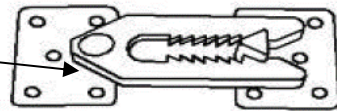
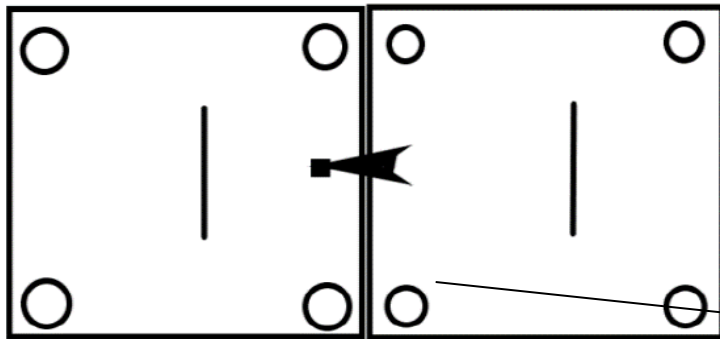
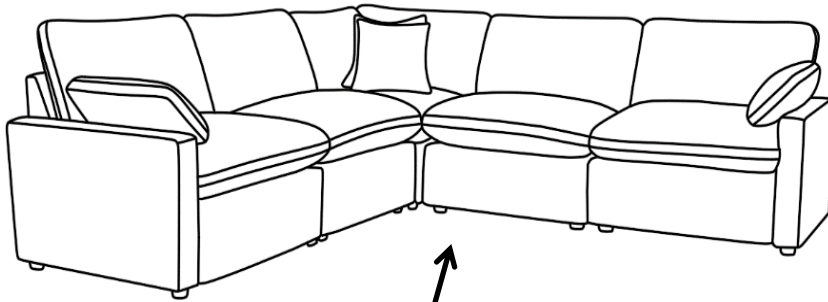
STEP 3



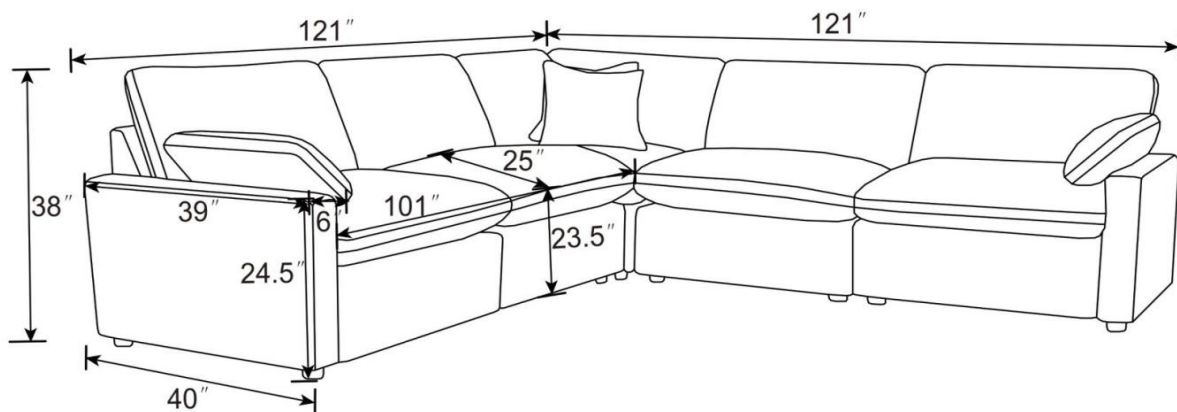
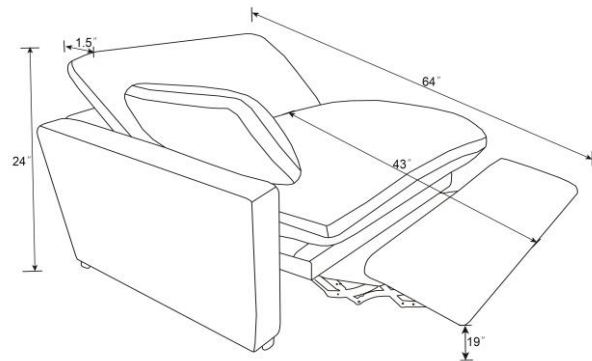
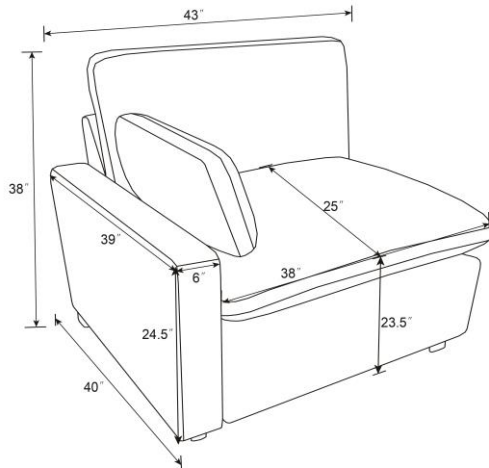
STEP 4 **COMPLETE**



ITEM:609560LRP



ITEM:609560LRP



Note: Dimension tolerance $\pm 5\%$



ASSEMBLY INSTRUCTIONS COASTER FINE FURNITURE



Fine Furniture for every stage of life

609560RRP
RAF POWER RECLINER

ITEM: **609560RRP**

ASSEMBLY INSTRUCTIONS

ASSEMBLY TIPS:

1. Remove hardware from box and sort by size.
2. Please check to see that all hardware and parts are present prior to start of assembly.
3. Please follow attached instructions in the same sequence as numbered to assure fast & easy assembly.



WARNING!



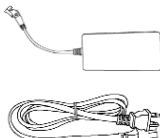



1. Don't attempt to repair or modify parts that are broken or defective. Please contact the store immediately.
2. This product is for home use only and not intended for commercial establishments.



ASSEMBLY TIME

20 MINUTES

PARTS IDENTIFICATION

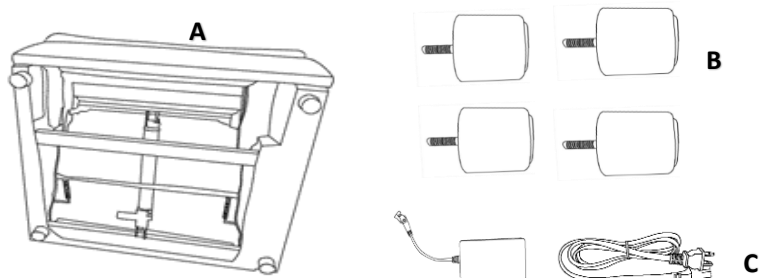
A		BASE	1PC
B		LEG	4PCS
C		TRANSFORMER/POWER CORD	1PC
D		ARM PILLOW	1PC
E		RECLINER BACK	1PC
F		BACK CUSHION	1PC

ITEM: **609560RRP**

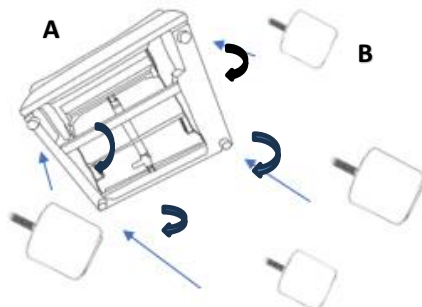


ASSEMBLY INSTRUCTIONS

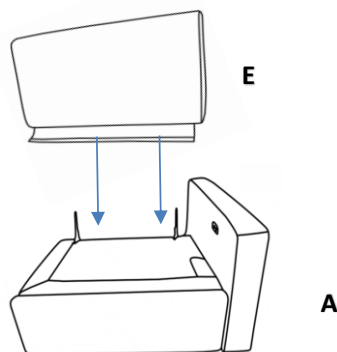
STEP 1



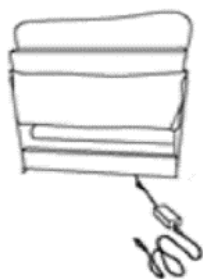
STEP 2



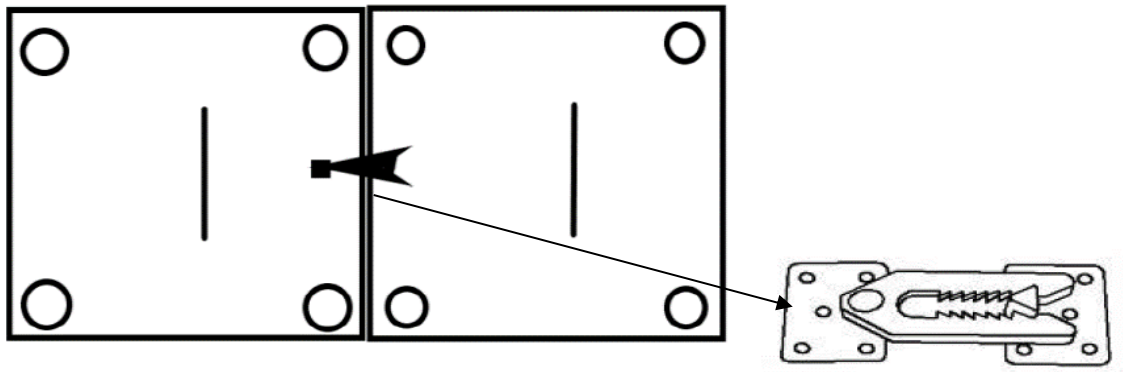
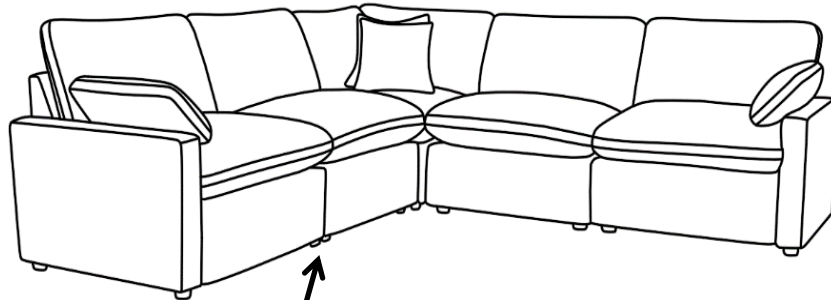
STEP 3



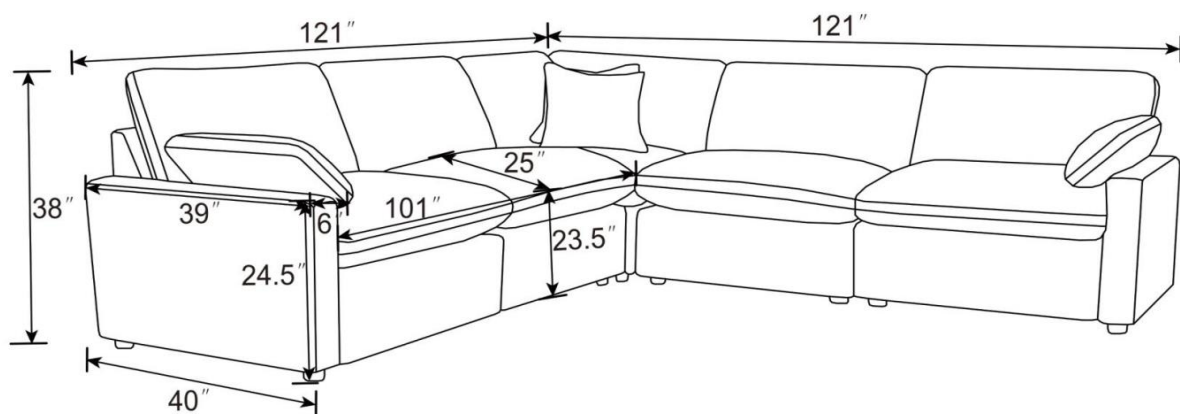
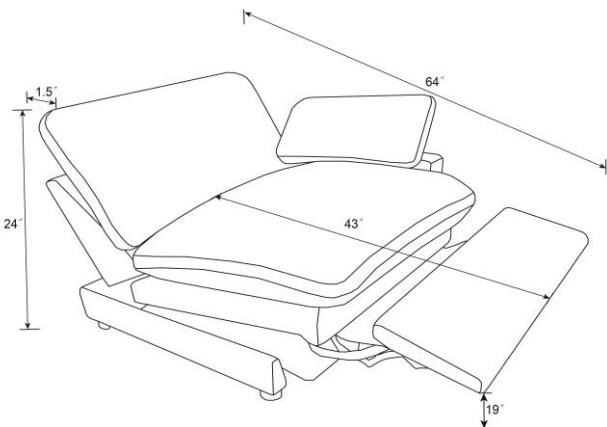
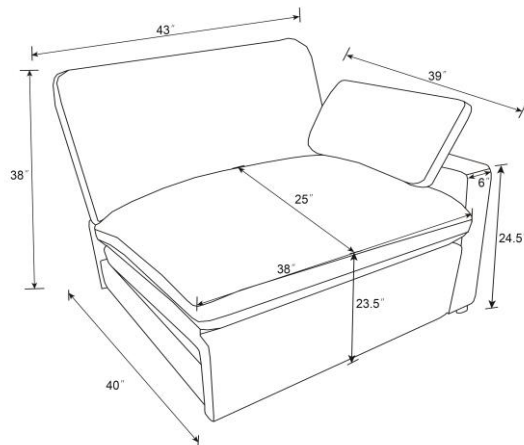
STEP 4 **COMPLETE**



ITEM:609560RRP



ITEM:609560RRP



Note: Dimension tolerance $\pm 5\%$