



ASSEMBLY INSTRUCTIONS COASTER FINE FURNITURE



Fine Furniture for every stage of life

650354
Motion Sofa

REVISION 0 : 12/30/2019
REVISION 1 : 03/29/2023
REVISION 2 : 02/28/2025

PAGE 1 OF 3

COASTERFURNITURE.COM

ITEM: **650354**



ASSEMBLY INSTRUCTIONS

ASSEMBLY TIPS:

1. Remove hardware from box and sort by size.
2. Please check to see that all hardware and parts are present prior to start of assembly.
3. Please follow attached instructions in the same sequence as numbered to assure fast & easy assembly.



WARNING!

1. Don't attempt to repair or modify parts that are broken or defective. Please contact the store immediately.
2. This product is for home use only and not intended for commercial establishments.



ASSEMBLY TIME

10 MINUTES

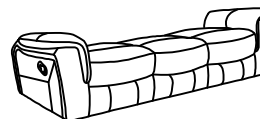
PARTS IDENTIFICATION

AV LEFT BACK




1PC

DV BASE



1PC

BV RIGHT BACK




1PC

EV LEFT EAR



1PC

CV MIDDLE BACK



1PC

FV RIGHT EAR



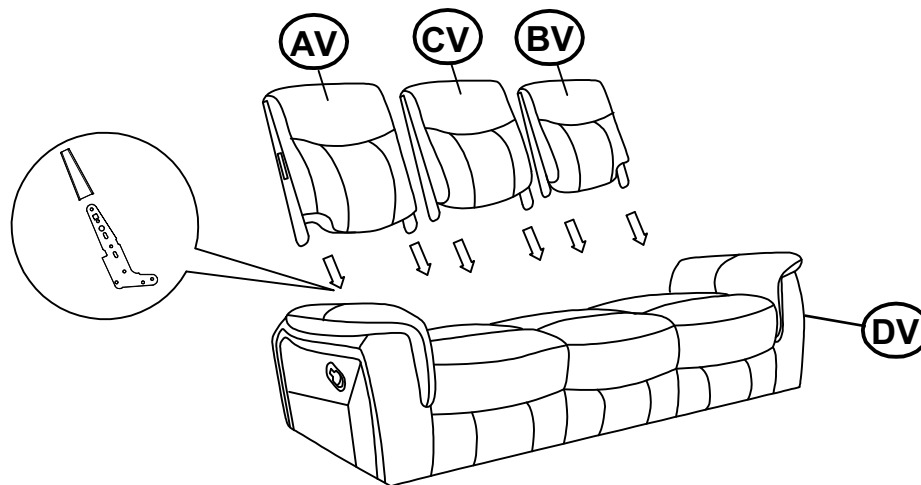
1PC

ITEM: **650354**

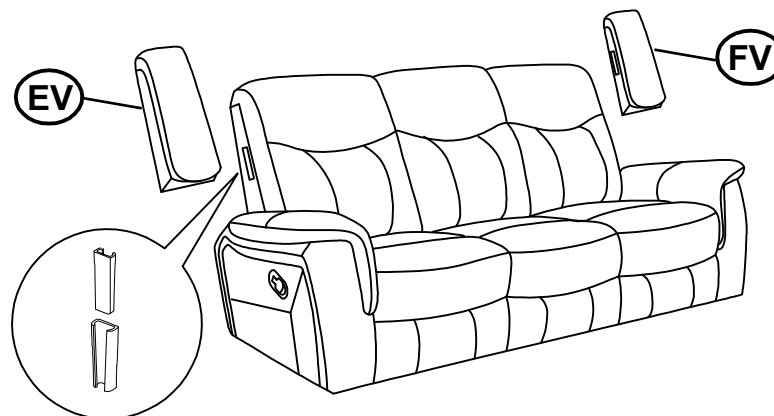


ASSEMBLY INSTRUCTIONS


STEP 1



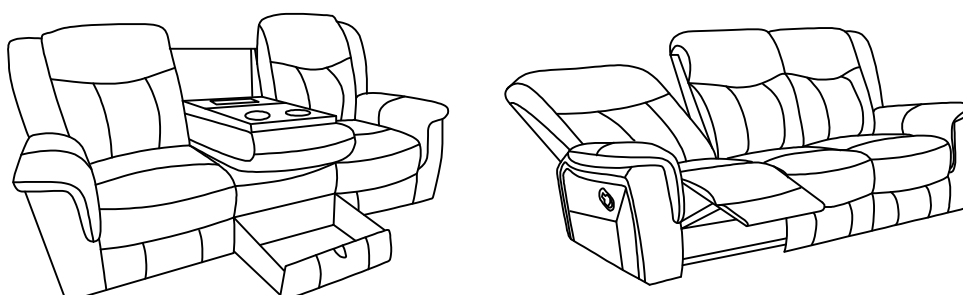
STEP 2



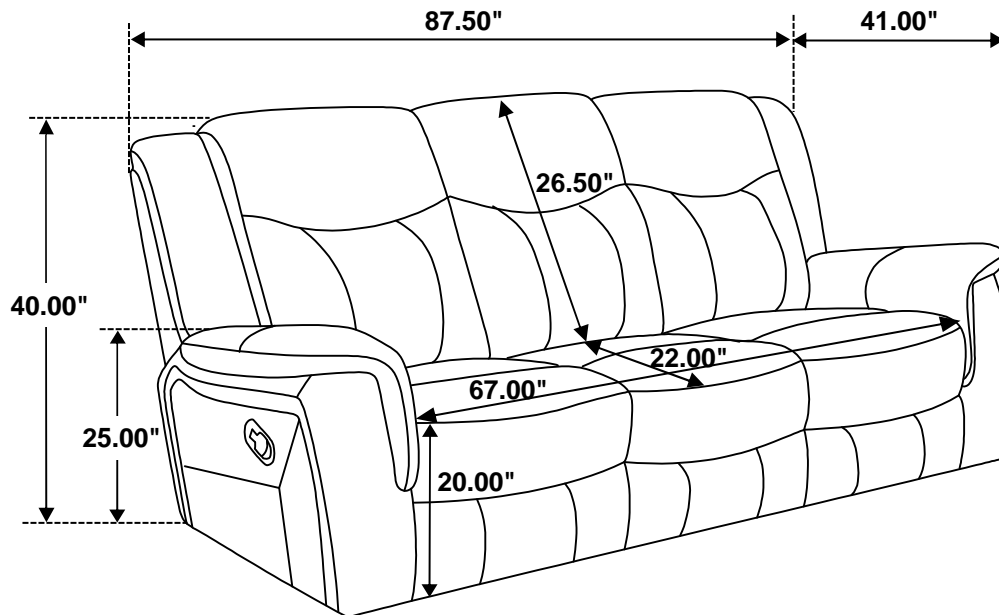
STEP 3



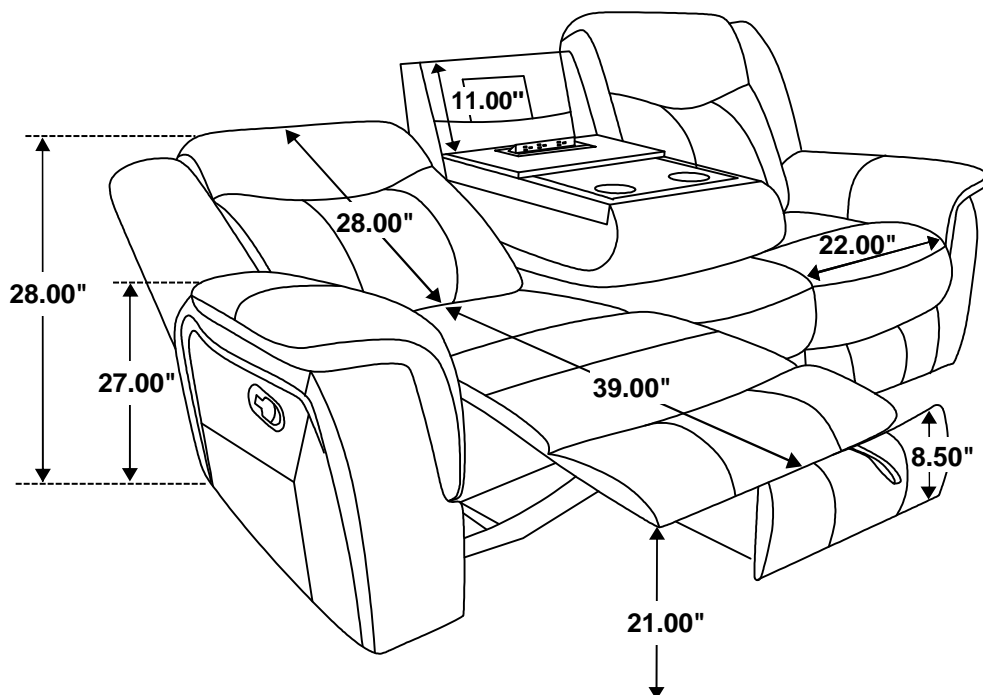
STEP 4 COMPLETE



ITEM: **650354**



Inner Size of Drawer : 20.00"W X 12.75"D X 6.25"H X 0.50"T



Note: Dimension tolerance $\pm 5\%$



ASSEMBLY INSTRUCTIONS

COASTER FINE FURNITURE



Fine Furniture for every stage of life

650355
Glider Loveseat

REVISION 0 : 12/30/2019
REVISION 1 : 03/29/2023
REVISION 2 : 02/28/2025

PAGE 1 OF 3

COASTERFURNITURE.COM

ITEM:650355



ASSEMBLY INSTRUCTIONS

ASSEMBLY TIPS:

- 1. Remove hardware from box and sort by size.
- 2. Please check to see that all hardware and parts are present prior to start of assembly.
- 3. Please follow attached instructions in the same sequence as numbered to assure fast & easy assembly.



WARNING!

- 1. Don't attempt to repair or modify parts that are broken or defective. Please contact the store immediately.
- 2. This product is for home use only and not intended for commercial establishments.



ASSEMBLY TIME

10 MINUTES

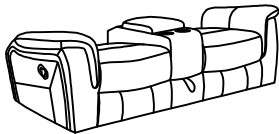
PARTS IDENTIFICATION

AV LEFT BACK




1PC

DV BASE



1PC

BV RIGHT BACK



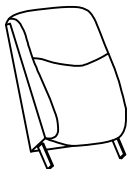
1PC

EV LEFT EAR



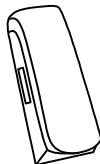
1PC

CV CONSOLE BACK



1PC

FV RIGHT EAR



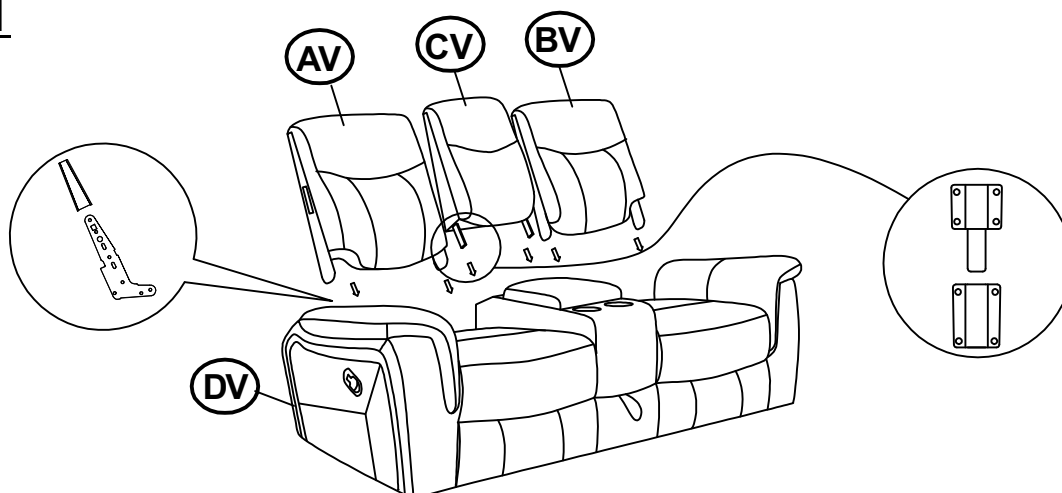
1PC

ITEM: **650355**

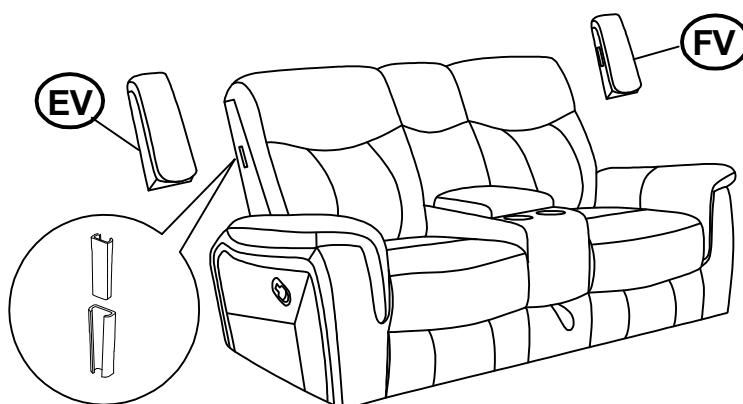


ASSEMBLY INSTRUCTIONS

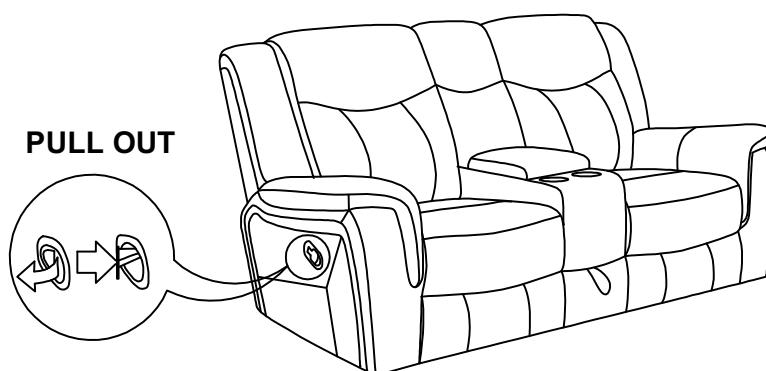
STEP 1



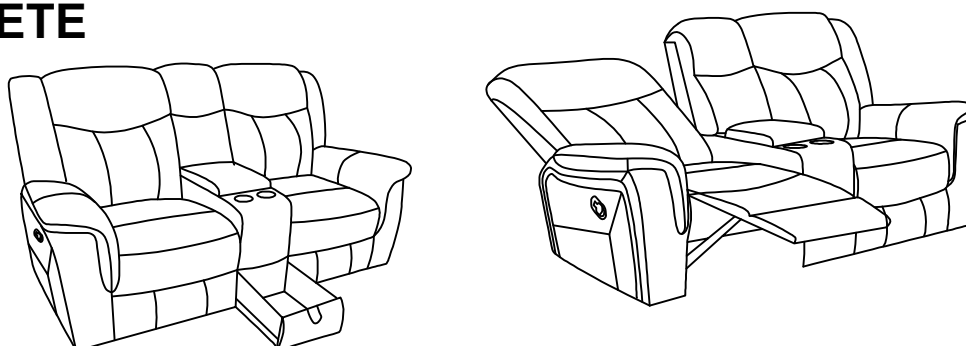
STEP 2



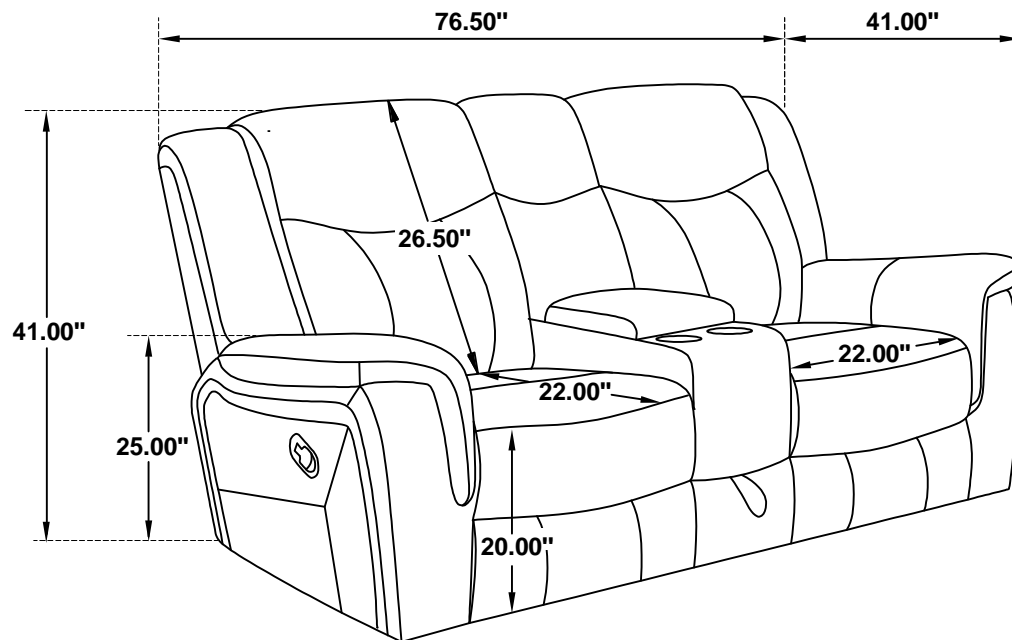
STEP 3



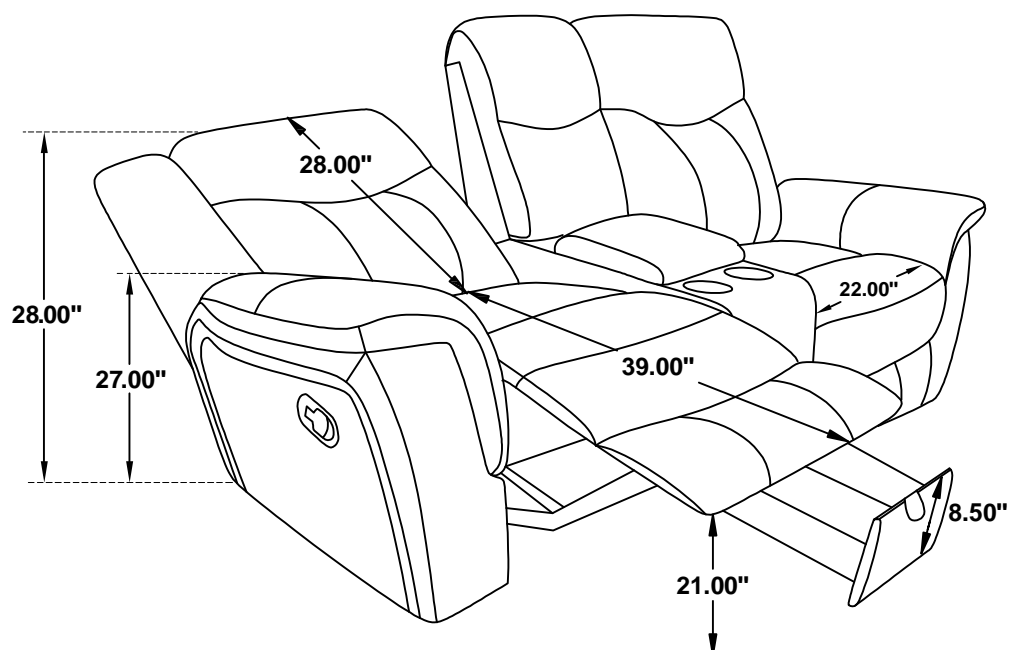
STEP 4 **COMPLETE**



ITEM: **650355**



Inner Size of Drawer : 10.00"W x 12.75"D x 6.25"H x 0.50"T



Note: Dimension tolerance $\pm 5\%$



ASSEMBLY INSTRUCTIONS COASTER FINE FURNITURE



Fine Furniture for every stage of life

650356
Glider Recliner

REVISION 0 : 12/30/2019
REVISION 1 : 03/29/2023
REVISION 2 : 02/28/2025

PAGE 1 OF 3

COASTERFURNITURE.COM

ITEM: **650356**



ASSEMBLY INSTRUCTIONS

ASSEMBLY TIPS:

- 1. Remove hardware from box and sort by size.
- 2. Please check to see that all hardware and parts are present prior to start of assembly.
- 3. Please follow attached instructions in the same sequence as numbered to assure fast & easy assembly.



WARNING!

- 1. Don't attempt to repair or modify parts that are broken or defective. Please contact the store immediately.
- 2. This product is for home use only and not intended for commercial establishments.



ASSEMBLY TIME

10 MINUTES

PARTS IDENTIFICATION

AV LEFT BACK



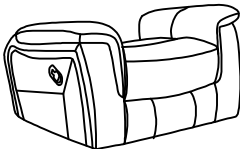
1PC

CV LEFT EAR



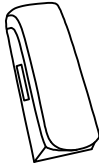
1PC

BV BASE



1PC

DV RIGHT EAR

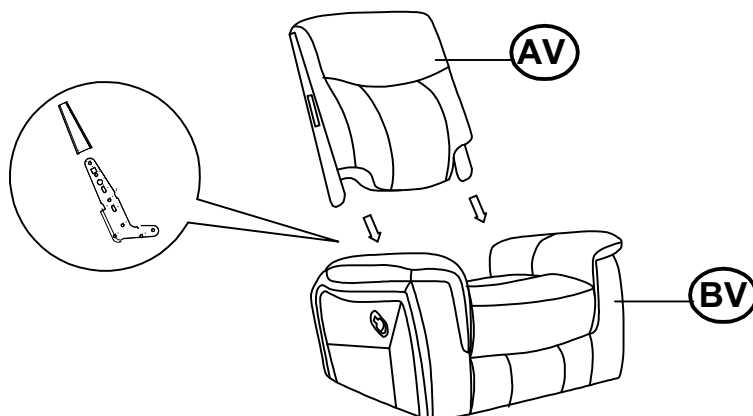


1PC

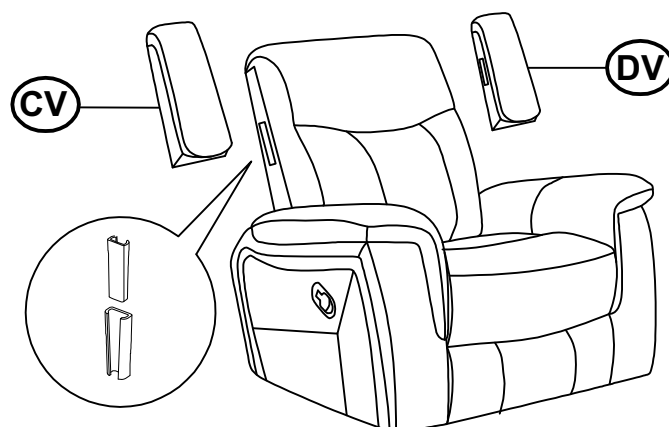
ITEM: **650356**

ASSEMBLY INSTRUCTIONS

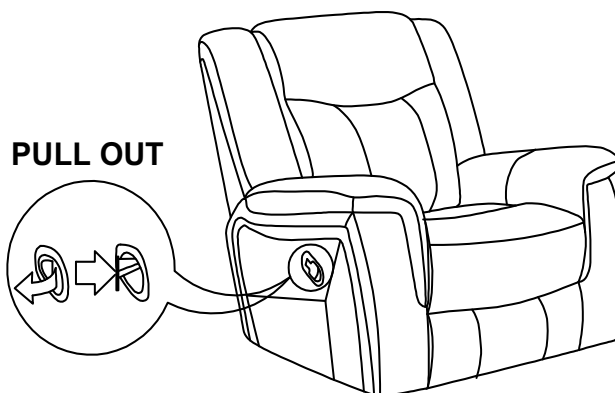
STEP 1



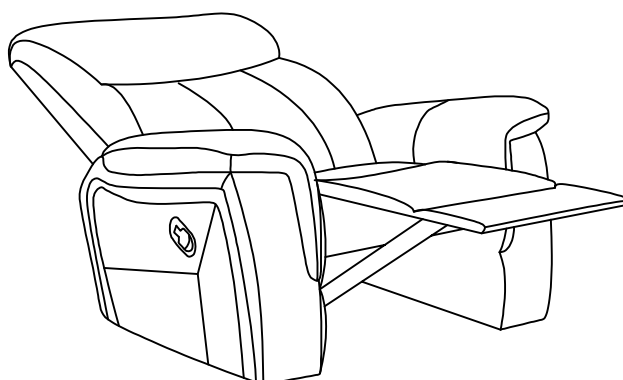
STEP 2



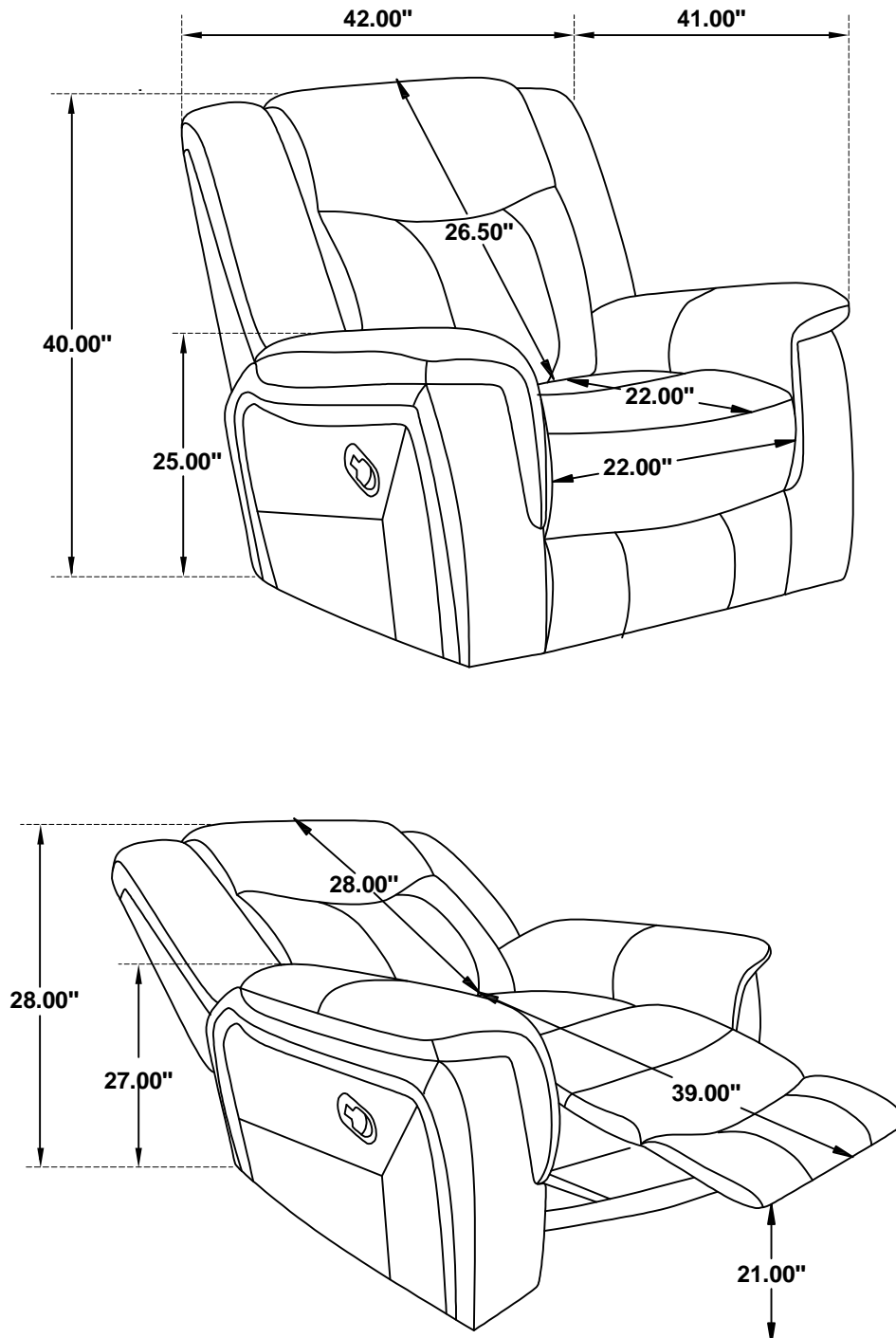
STEP 3



STEP 4 **COMPLETE**



ITEM: **650356**



Note: Dimension tolerance $\pm 5\%$