

ASSEMBLY INSTRUCTIONS
COASTER FINE FURNITURE



Fine Furniture for every stage of life

707847
End Table

ITEM: **707847**



ASSEMBLY INSTRUCTIONS

ASSEMBLY TIPS:

1. Remove hardware from box and sort by size.
2. Please check to see that all hardware and parts are present prior to start of assembly.
3. Please follow attached instructions in the same sequence as numbered to assure fast & easy assembly.



WARNING!




1. Don't attempt to repair or modify parts that are broken or defective. Please contact the store immediately.
2. This product is for home use only and not intended for commercial establishments.









ASSEMBLY TIME

15 MINUTES

PARTS IDENTIFICATION

| | | | |
|---|-----------------|--|-----|
| A | TOP |  | 1PC |
| B | LOWER LEG FRAME |  | 1PC |
| C | UPPER LEG FRAME |  | 1PC |

HARDWARE IDENTIFICATION

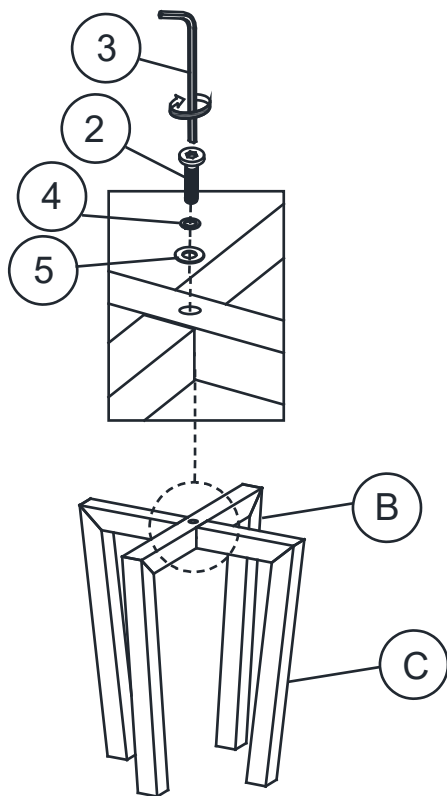
| | | | |
|---|---|--|------|
| 1 | LONG BOLT (M8 X 70mm - BLK) |  | 4PCS |
| 2 | SHORT BOLT (M8 X 35mm - BLK) |  | 1PC |
| 3 | ALLEN WRENCH (M5 x 95mm - BLK) |  | 1PC |
| 4 | LOCK WASHER (M8 x 14mm - BLK) |  | 1PC |
| 5 | FLAT WASHER (M8 x 16mm - BLK) |  | 1PC |
| 6 | ADJUSTABLE LEVELER (M6 X 23mm - BLK) |  | 4PCS |

ITEM: **707847**

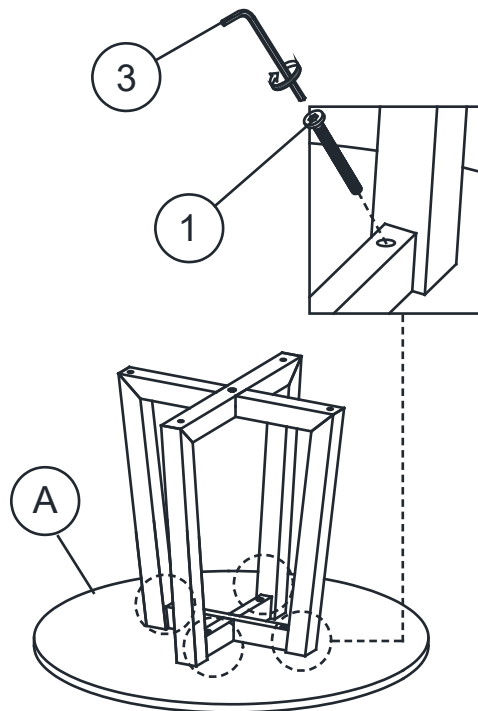
ASSEMBLY INSTRUCTIONS



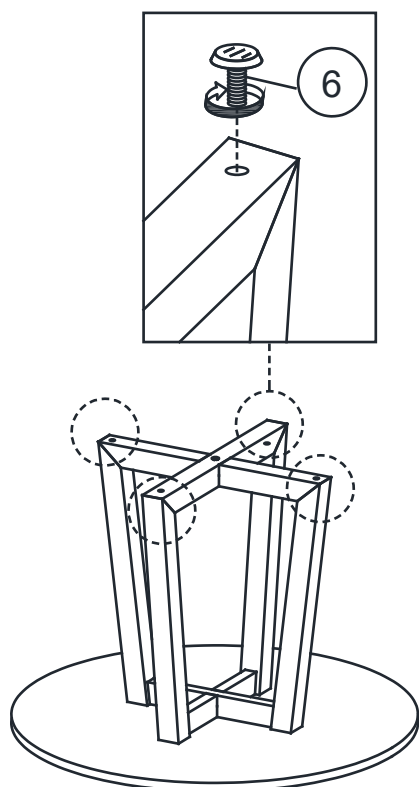
STEP 1



STEP 2



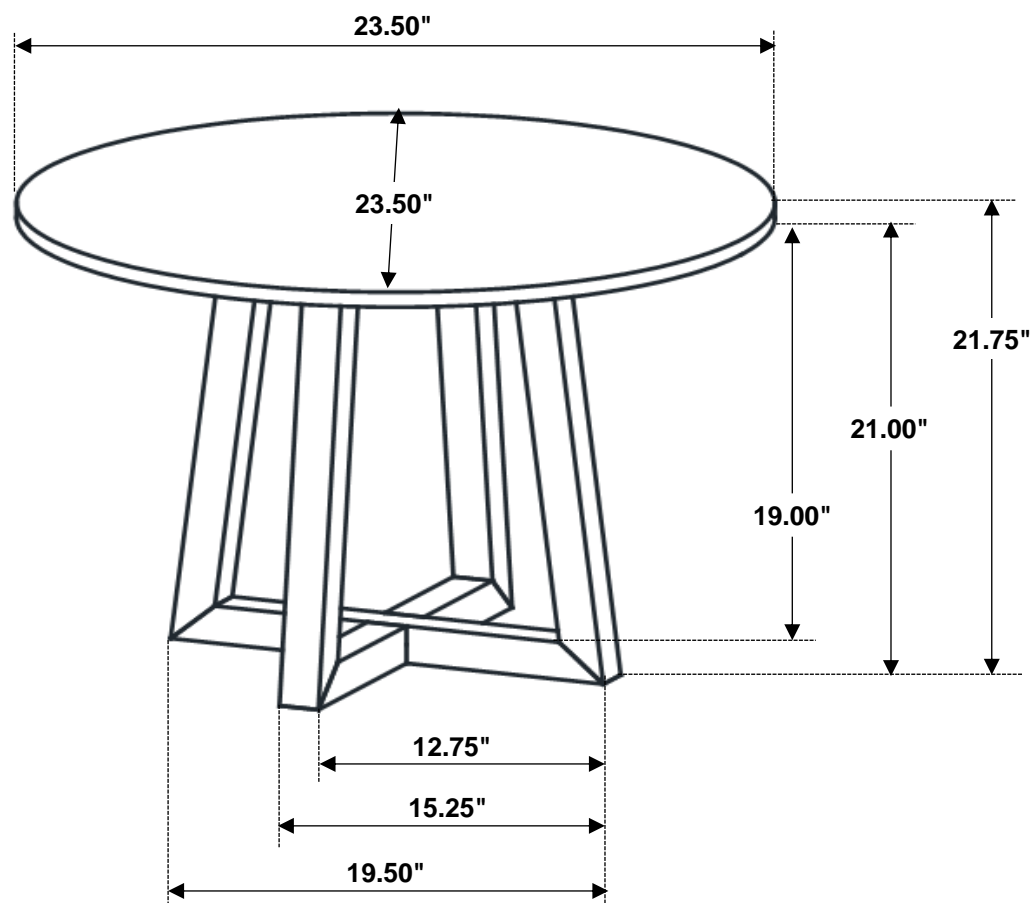
STEP 3



STEP 4 **COMPLETE**



ITEM: **707847**



Note: Dimension tolerance $\pm 5\%$

ASSEMBLY INSTRUCTIONS
COASTER FINE FURNITURE



Fine Furniture for every stage of life

707848
Coffee Table

ASSEMBLY INSTRUCTIONS

ASSEMBLY TIPS:

1. Remove hardware from box and sort by size.
2. Please check to see that all hardware and parts are present prior to start of assembly.
3. Please follow attached instructions in the same sequence as numbered to assure fast & easy assembly.



WARNING!




1. Don't attempt to repair or modify parts that are broken or defective. Please contact the store immediately.
2. This product is for home use only and not intended for commercial establishments.









ASSEMBLY TIME

15 MINUTES

PARTS IDENTIFICATION

| | | | |
|---|-----------------|--|-----|
| A | TOP |  | 1PC |
| B | LOWER LEG FRAME |  | 1PC |
| C | UPPER LEG FRAME |  | 1PC |

HARDWARE IDENTIFICATION

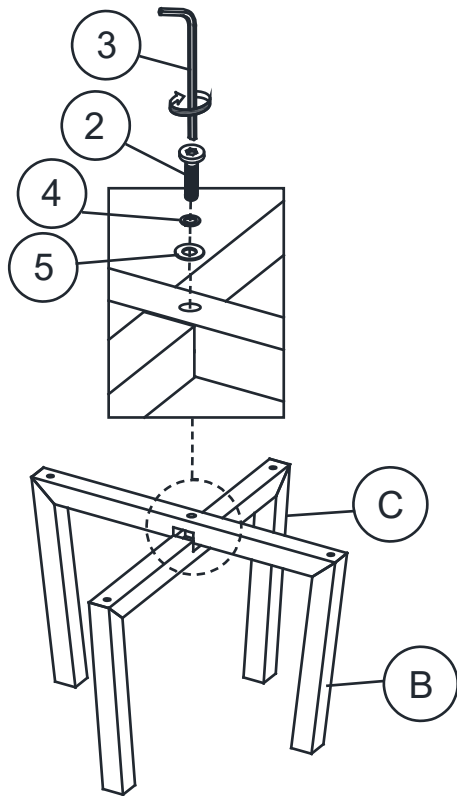
| | | | |
|---|---|--|------|
| 1 | LONG BOLT (M8 X 70mm - BLK) |  | 4PCS |
| 2 | SHORT BOLT (M8 X 35mm - BLK) |  | 1PC |
| 3 | ALLEN WRENCH (M5 x 95mm - BLK) |  | 1PC |
| 4 | LOCK WASHER (M8 x 14mm - BLK) |  | 1PC |
| 5 | FLAT WASHER (M8 x 16mm - BLK) |  | 1PC |
| 6 | ADJUSTABLE LEVELER (M6 X 23mm - BLK) |  | 4PCS |

ITEM: **707848**

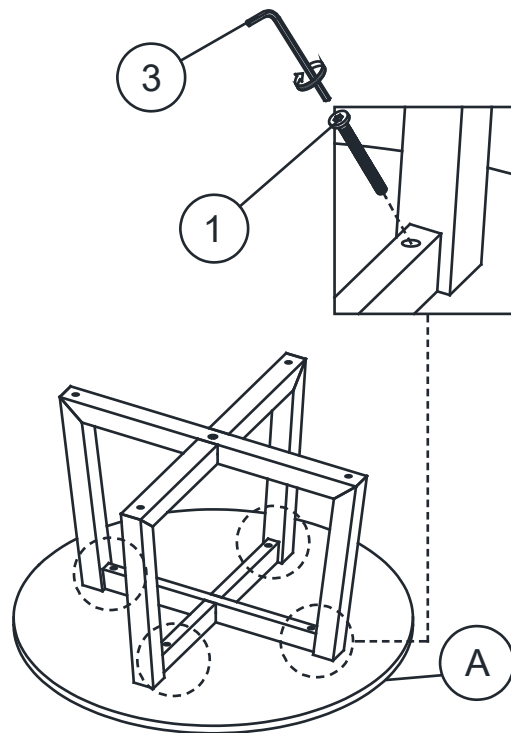
ASSEMBLY INSTRUCTIONS



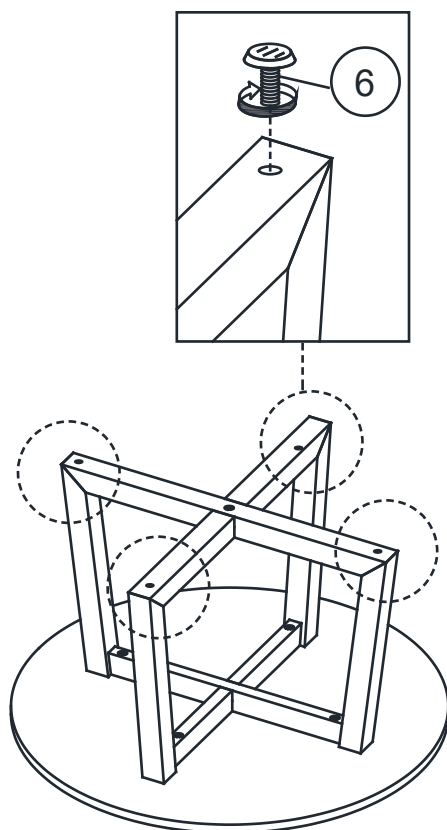
STEP 1




STEP 2



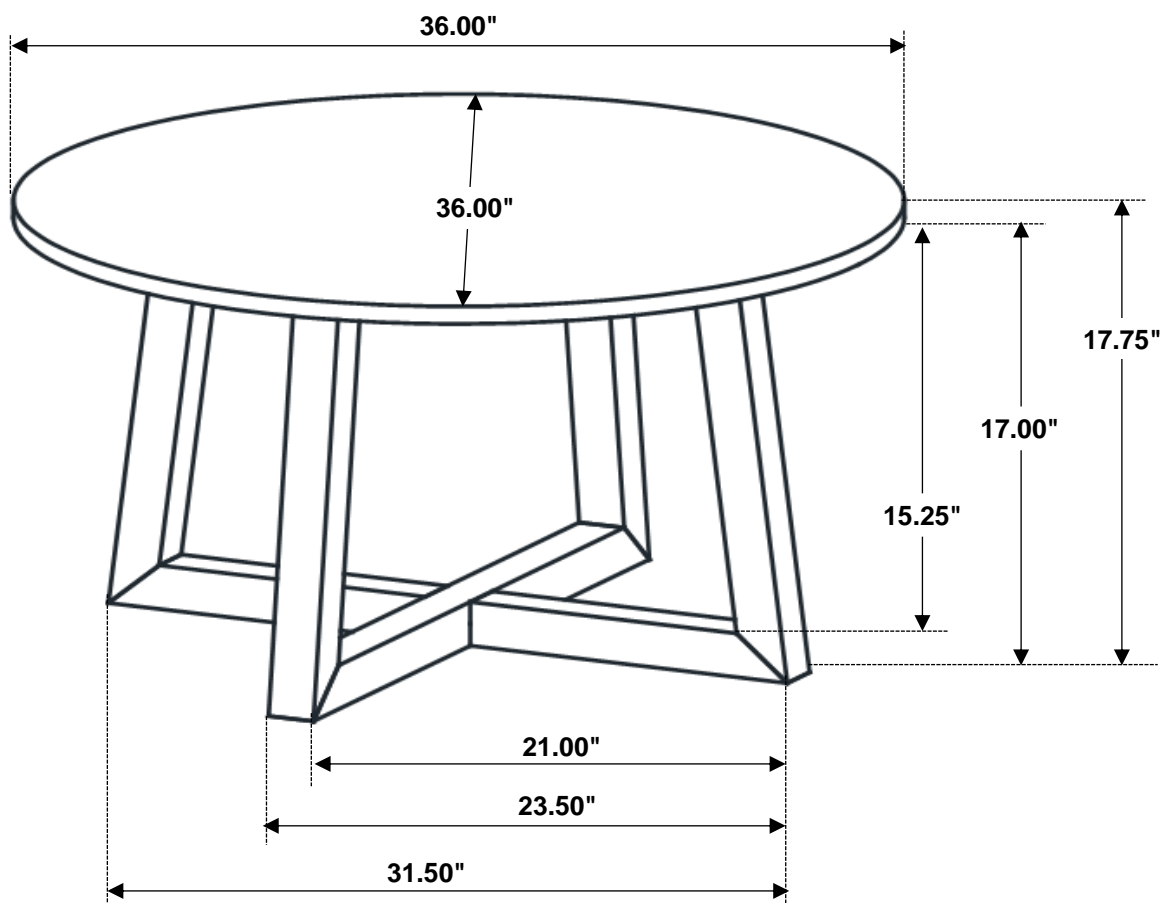
STEP 3



STEP 4 **COMPLETE**



ITEM: **707848**



Note: Dimension tolerance $\pm 5\%$