

*ASSEMBLY INSTRUCTIONS*  
*COASTER FINE FURNITURE*



*Fine Furniture for every stage of life*

**709688**  
***COFFEE TABLE***

REVISION 0 : 12/04/2023

PAGE 1 OF 4

COASTERFURNITURE.COM

ITEM:709688



# ASSEMBLY INSTRUCTIONS

## ASSEMBLY TIPS:

1. Remove hardware from box and sort by size.
2. Please check to see that all hardware and parts are present prior to start of assembly.
3. Please follow attached instructions in the same sequence as numbered to assure fast & easy assembly.



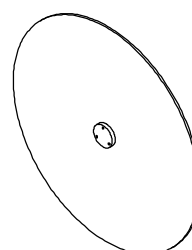
## WARNING!

1. Don't attempt to repair or modify parts that are broken or defective. Please contact the store immediately.
2. This product is for home use only and not intended for commercial establishments.

ASSEMBLY TIME 10 MINUTES

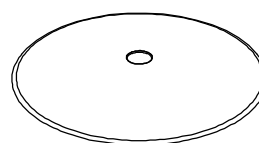
## PARTS IDENTIFICATION

A GLASS



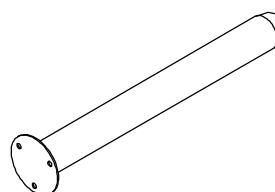
1PC

B BASE



1PC

C POST



1PC

## HARDWARE IDENTIFICATION

Z

1 BOLT  
(1/4" x 12mm BLK)



3PCS

2 ALLEN WRENCH  
(4mm)



1PC

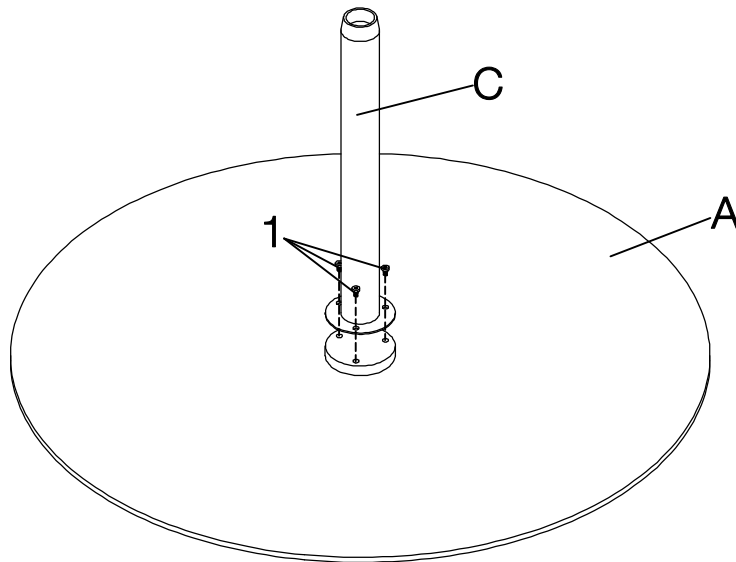
ITEM: 709688

# ASSEMBLY INSTRUCTIONS

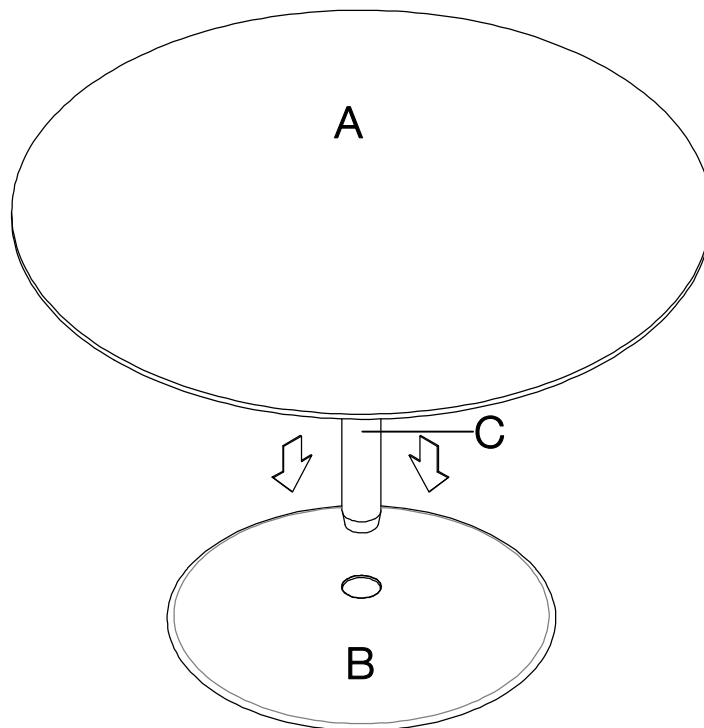


## STEP 1

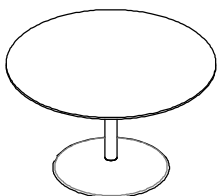
Do not tighten until each step is completed or instructed.



## STEP 2



COMPLETE

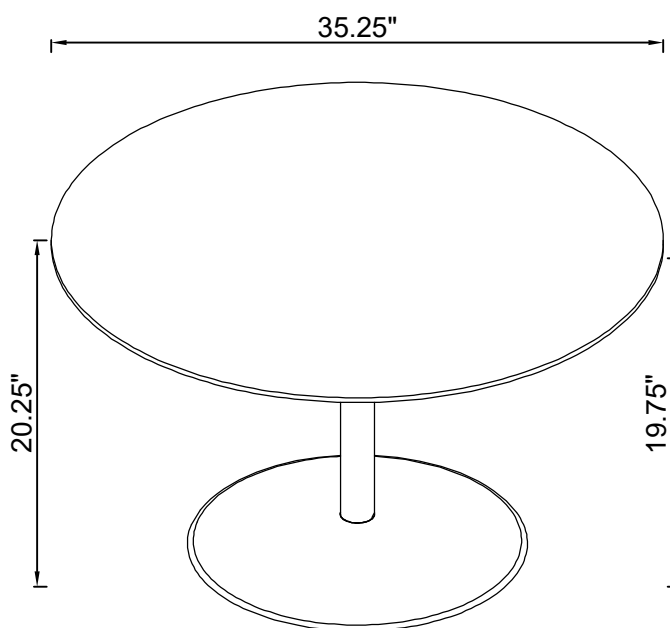


# ITEM: 709688

## ASSEMBLY INSTRUCTIONS



<b>Product Size : 895 DIA X 514 H (MM)</b>
<b>Product Size : 35.25" DIA X 20.25"</b>



Note : Dimension tolerance  $\pm 5\%$