


***ASSEMBLY INSTRUCTIONS***  
***COASTER FINE FURNITURE***



*Fine Furniture for every stage of life*

**710297**  
***End Table***

ITEM: 710297



## ASSEMBLY INSTRUCTIONS

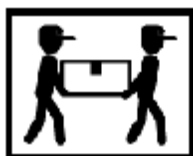
### ASSEMBLY TIPS:

1. Remove hardware from box and sort by size.
2. Please check to see that all hardware and parts are present prior to start of assembly.
3. Please follow attached instructions in the same sequence as numbered to assure fast & easy assembly.



### Warning ! !

1. Don't attempt to repair or modify parts that are broken or defective. Please contact the store immediately.
2. This product is for home use only and not intended for commercial establishment.

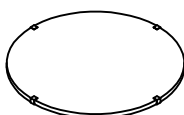


ASSEMBLY TIME

30 MINUTES

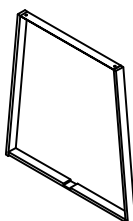
## PARTS IDENTIFICATION

A TOP



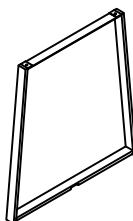
1 PC

B OUTER LEG FRAME



1 PC

C INNER LEG FRAME



1 PC

### NOTE:

Phillips head screw driver is required in the assembly process; however, manufacturer does not provide this item.

ITEM: 710297



## HARDWARE IDENTIFICATION

1	CROSS SCREW ( $\phi 6$ x 12mm-RBW)		5pcs
2	GROMMET ( $\phi 16$ x $\phi 8$ x 2mm-RBW)		4pcs

**NOTE:**

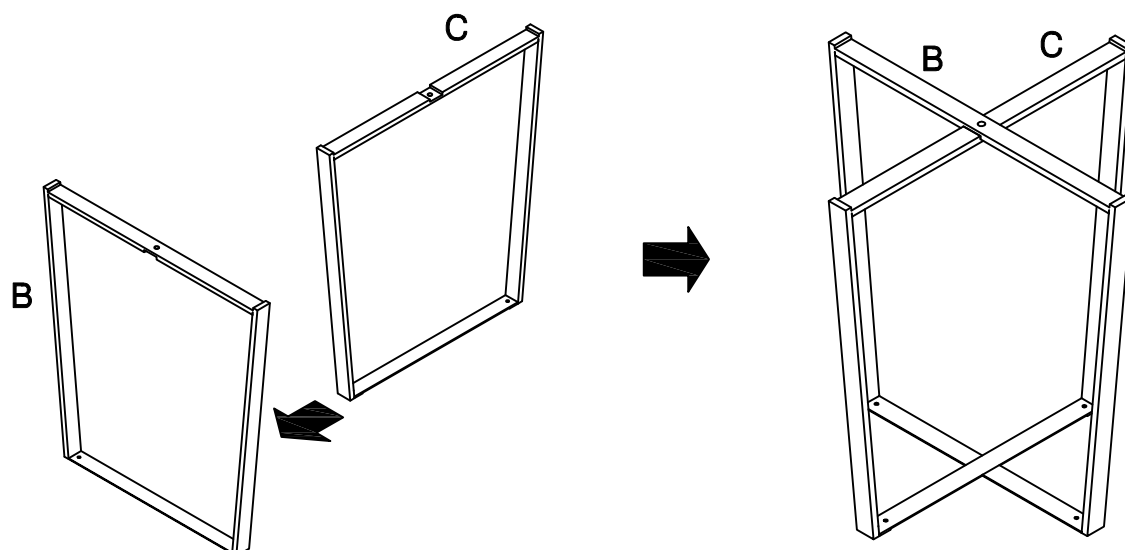
Phillips head screw driver is required in the assembly process; however, manufacturer does not provide this item.

ITEM: 710297

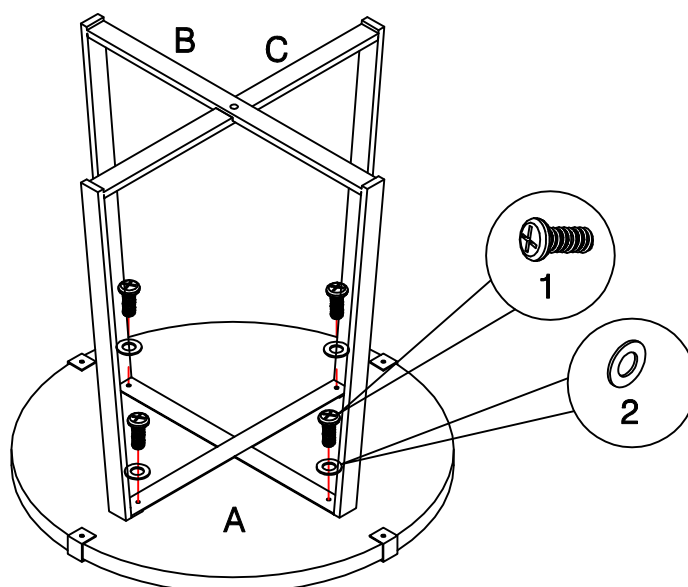


## ASSEMBLY INSTRUCTIONS

### STEP 1



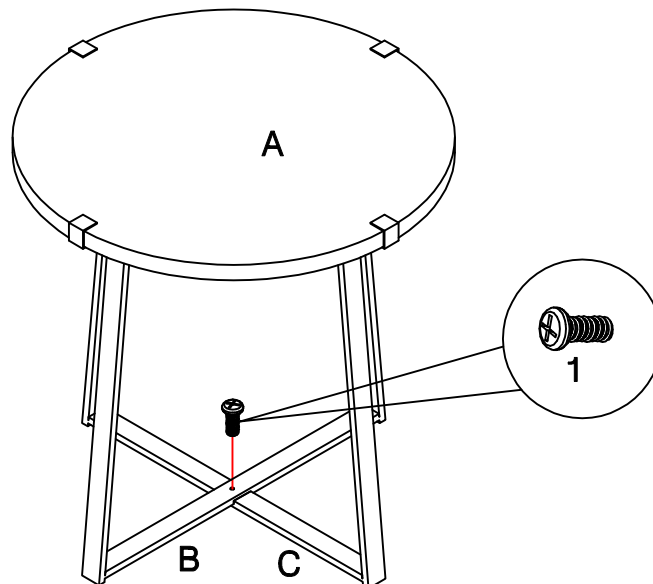
### STEP 2




ITEM: 710297



ASSEMBLY INSTRUCTIONS  
STEP 3



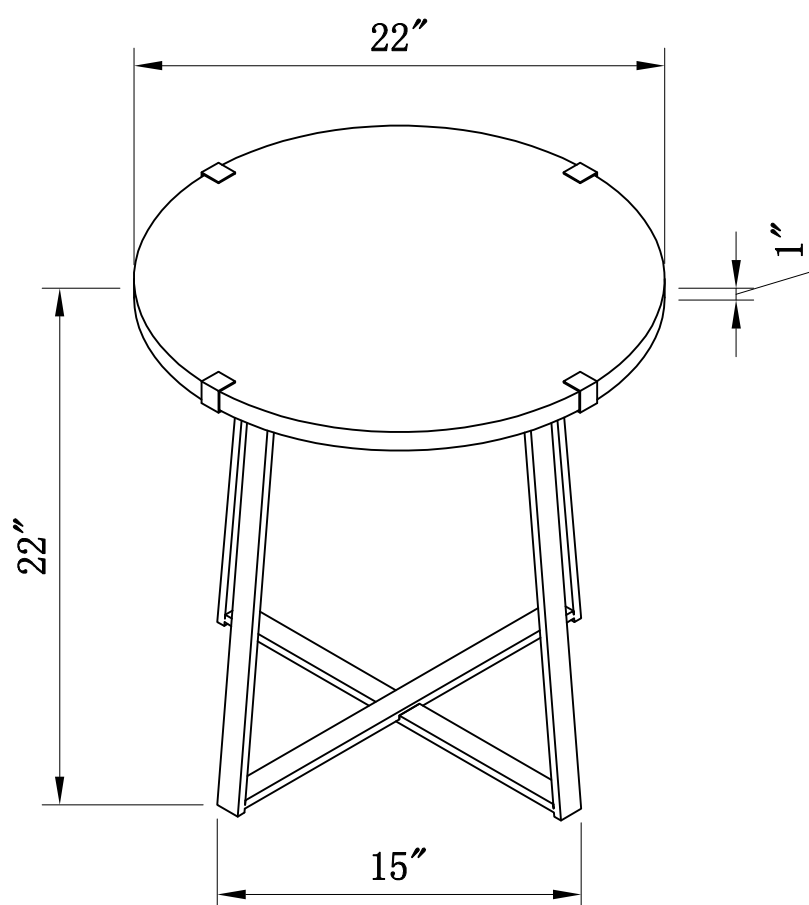
STEP 4



ITEM: 710297




## DIMENSION



Note: Dimension tolerance  $\pm 5\%$

***ASSEMBLY INSTRUCTIONS***  
***COASTER FINE FURNITURE***



*Fine Furniture for every stage of life*

**710298**  
***Coffee Table***

ITEM: 710298



## ASSEMBLY INSTRUCTIONS

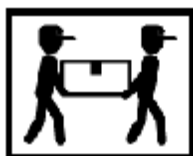
### ASSEMBLY TIPS:

1. Remove hardware from box and sort by size.
2. Please check to see that all hardware and parts are present prior to start of assembly.
3. Please follow attached instructions in the same sequence as numbered to assure fast & easy assembly.



### Warning ! !

1. Don't attempt to repair or modify parts that are broken or defective. Please contact the store immediately.
2. This product is for home use only and not intended for commercial establishment.

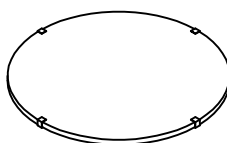


ASSEMBLY TIME

30 MINUTES

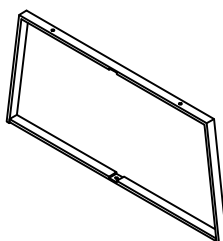
## PARTS IDENTIFICATION

A TOP



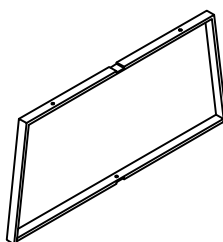
1 PC

B OUTER LEG FRAME



1 PC

C INNER LEG FRAME



1 PC

### NOTE:

Phillips head screw driver is required in the assembly process; however, manufacturer does not provide this item.



ITEM: 710298



## HARDWARE IDENTIFICATION

1	CROSS SCREW ( $\phi 6$ x 20mm-RBW)		4pcs
2	CROSS SCREW ( $\phi 6$ x 12mm-RBW)		1pc
3	GROMMET ( $\phi 16$ x $\phi 8$ x 2mm-RBW)		4pcs

**NOTE:**

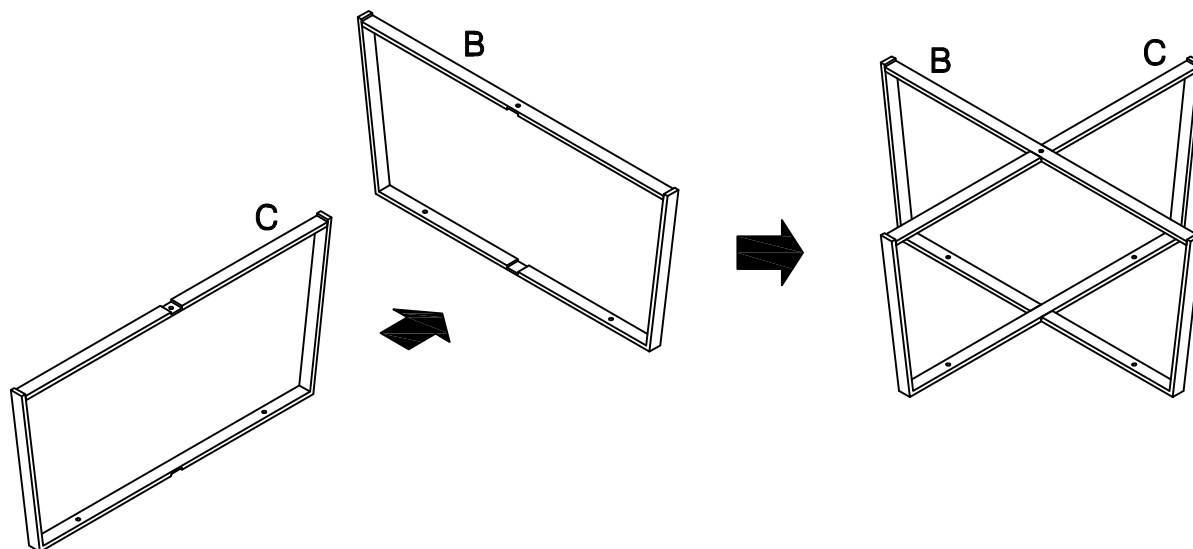
Phillips head screw driver is required in the assembly process; however, manufacturer does not provide this item.

ITEM: 710298

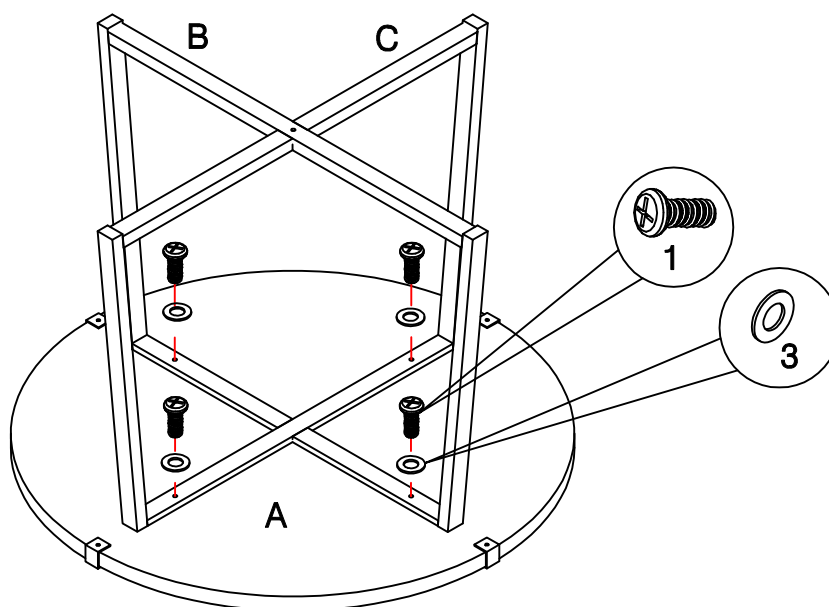


## ASSEMBLY INSTRUCTIONS

### STEP 1



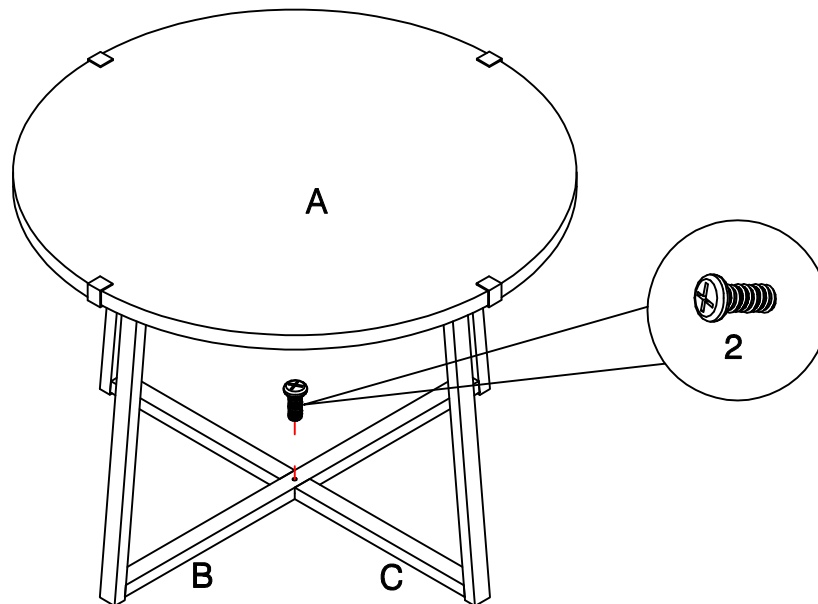
### STEP 2




ITEM: 710298



ASSEMBLY INSTRUCTIONS  
STEP 3



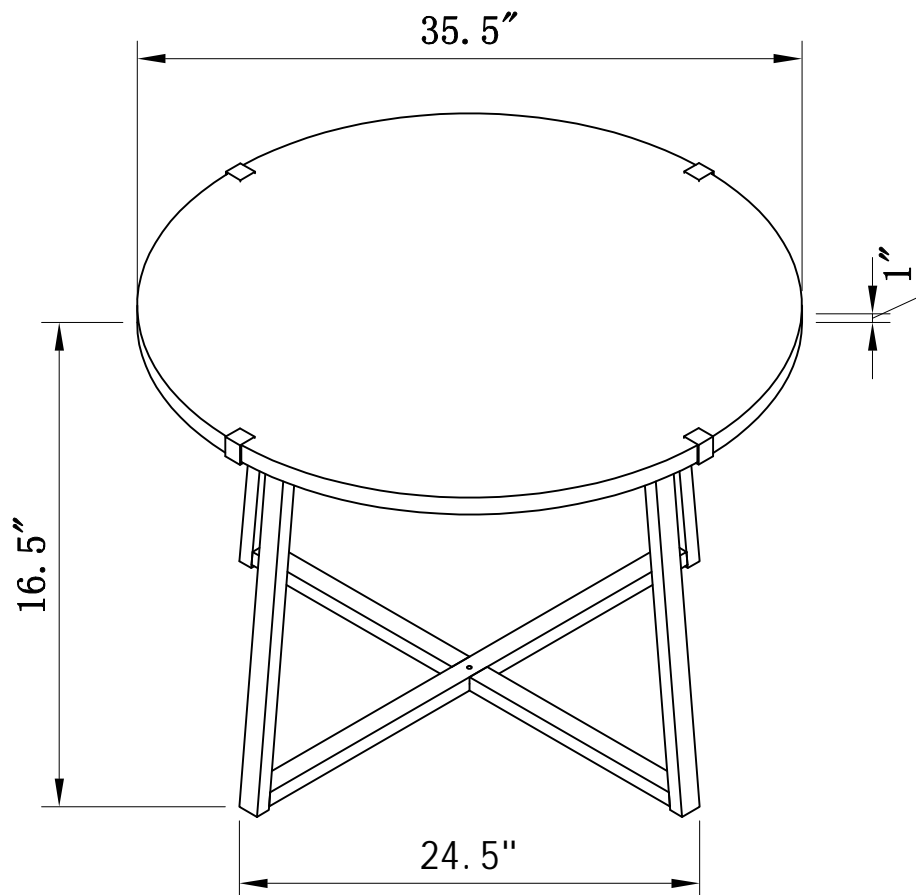
STEP 4



ITEM: 710298



DIMENSION



Note: Dimension tolerance  $\pm 5\%$