

## ASSEMBLY INSTRUCTIONS COASTER FINE FURNITURE



*Fine Furniture for every stage of life*

# 720457 3pc Occasional Set

REVISION 0 : 05/07/2019  
REVISION 1 : 02/15/2022  
REVISION2 : 11/08/2022

COASTERFURNITURE.COM

ITEM:720457

# ASSEMBLY INSTRUCTIONS



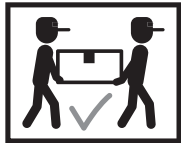
## ASSEMBLY TIPS:

1. Remove hardware from box and sort by size.
2. Please check to see that all hardware and parts are present prior to start of assembly.
3. Please follow attached instructions in the same sequence as numbered to assure fast & easy assembly.



### WARNING!

1. Don't attempt to repair or modify parts that are broken or defective. Please contact the store immediately.
2. This product is for home use only and not intended for commercial establishments.

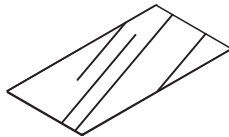


ASSEMBLY TIME

15 MINUTES

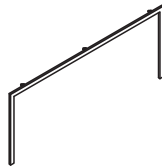
## PARTS IDENTIFICATION

**A** Coffee table top



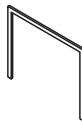
1 PC

**B** Coffee table long leg



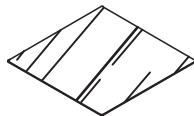
2 PCS

**C** Coffee table short leg



2 PCS

**D** End table tops



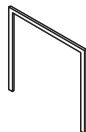
2 PCS

**E** End table long leg



4 PCS




**F** End table short leg



4 PCS

ITEM:720457

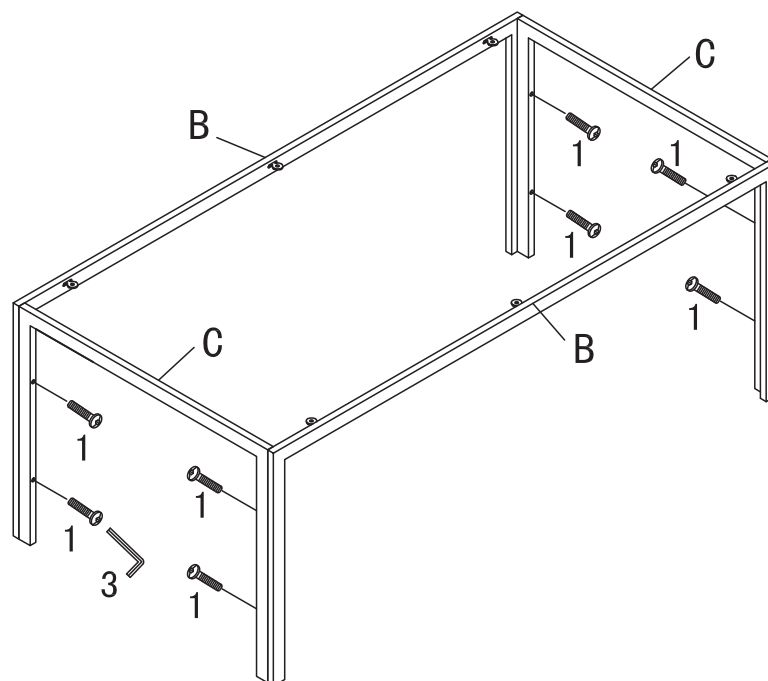
## HARDWARE IDENTIFICATION

DESCRIPTION	FIGURE	Q'TY
<b>1</b> Bolt (M6x32MM)		24 PCS
<b>2</b> Sucker		14 PCS
<b>3</b> Allen wrench (M4)		1 PC

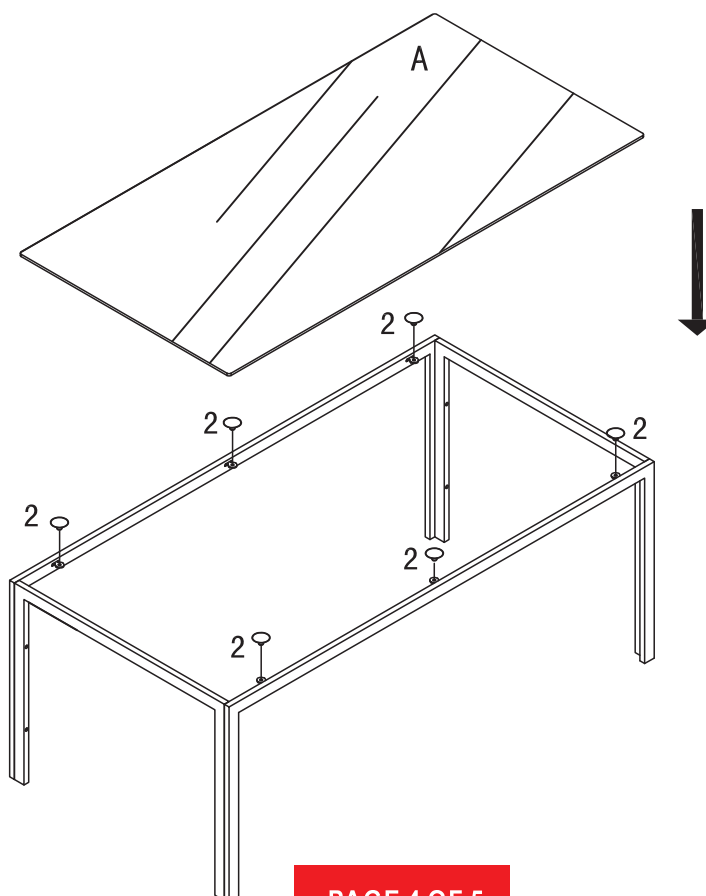
ITEM: 720457

## ASSEMBLY INSTRUCTIONS

### STEP 1



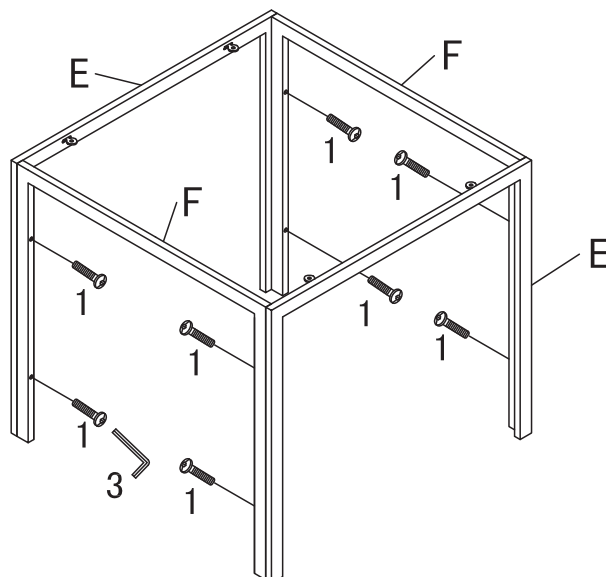
### STEP 2



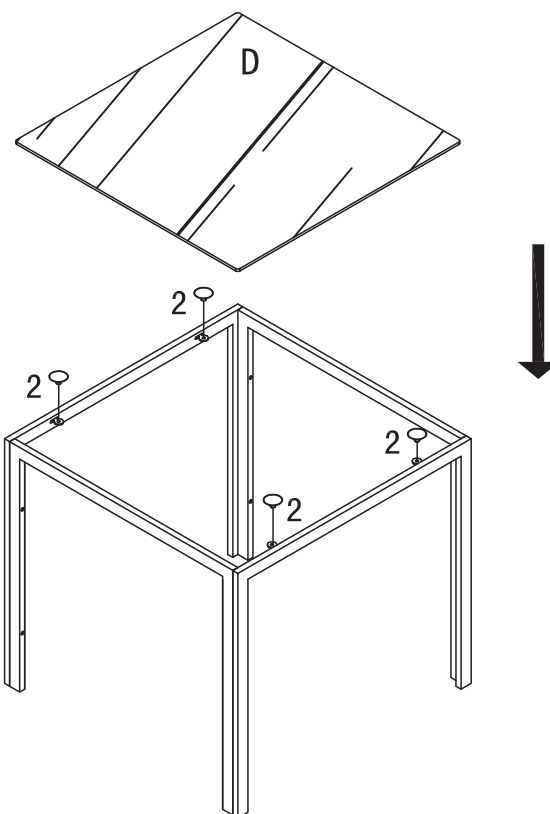
ITEM: 720457

## ASSEMBLY INSTRUCTIONS

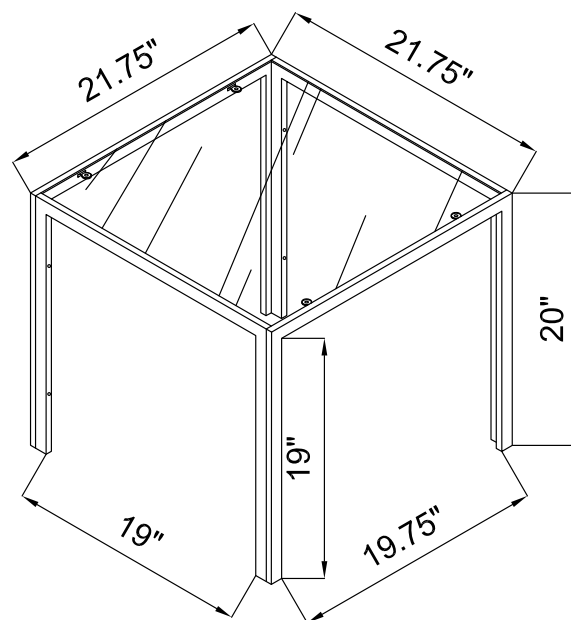
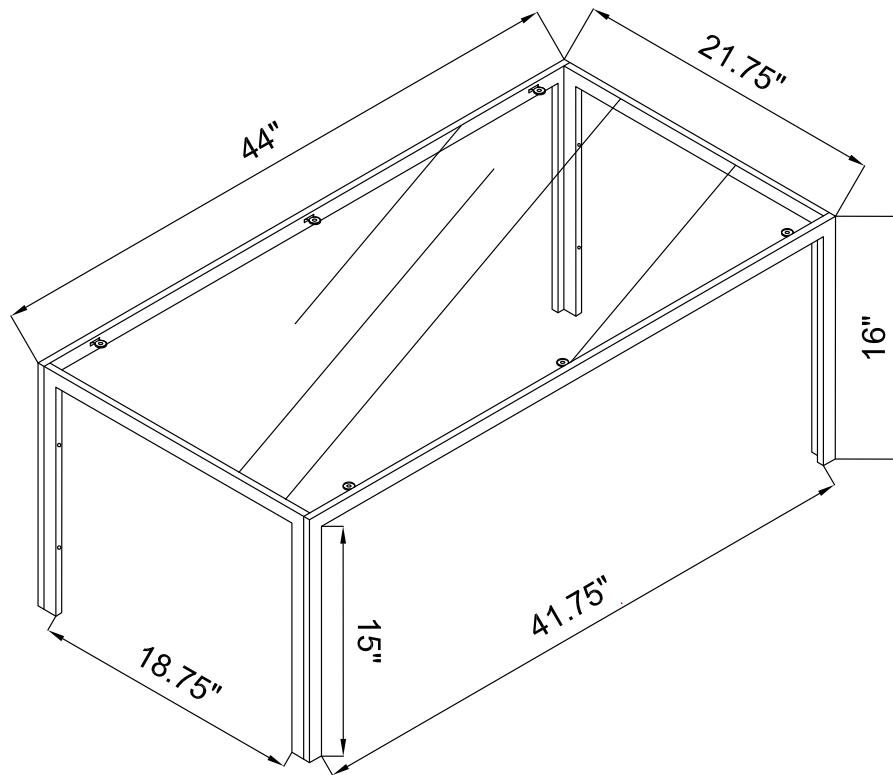
### STEP 1



### STEP 2



ITEM: 720457



Note: Dimension tolerance  $\pm 5\%$