

ASSEMBLY INSTRUCTIONS

COASTER FINE FURNITURE



Fine Furniture for every stage of life

903081

ACCENT CHAIR

REVISION 0:13/07/2023

PAGE 1 OF 3

COASTERFURNITURE.COM

ITEM:903081



ASSEMBLY INSTRUCTIONS

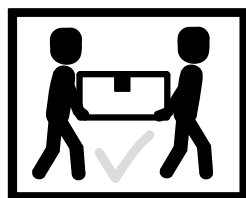
ASSEMBLY TIPS:

1. Remove hardware from box and sort by size.
2. Please check to see that all hardware and parts are present prior to start of assembly.
3. Please follow attached instructions in the same sequence as numbered to assure fast & easy assembly.



WARNING!

1. Don't attempt to repair or modify parts that are broken or defective. Please contact the store immediately.
2. This product is for home use only and not intended for commercial establishments.

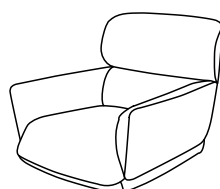


ASSEMBLY TIME

3 MINUTES

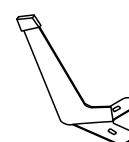
PARTS IDENTIFICATION

A CHAIR



1PC

B LEG



4PCS

HAREWARE IDENTIFICATION

1 WASHER



Ø0.6CM

8 PCS

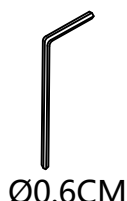
3 BOLT



6*30MM

8 PCS

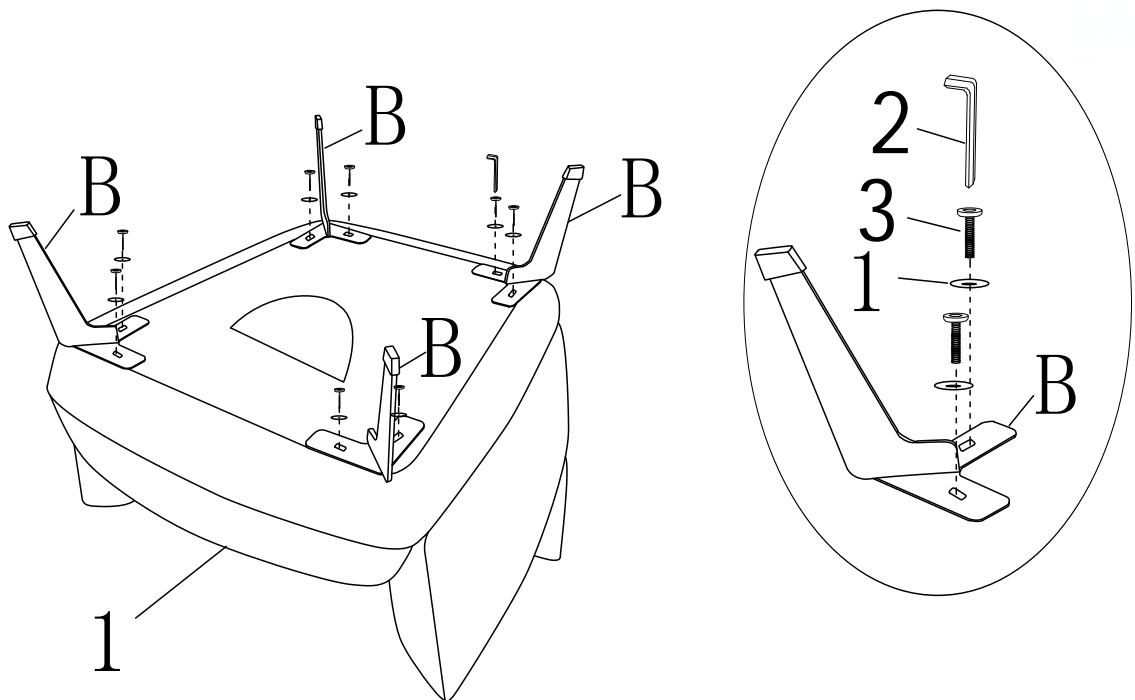
2 WRENCH




Ø0.6CM

1 PC

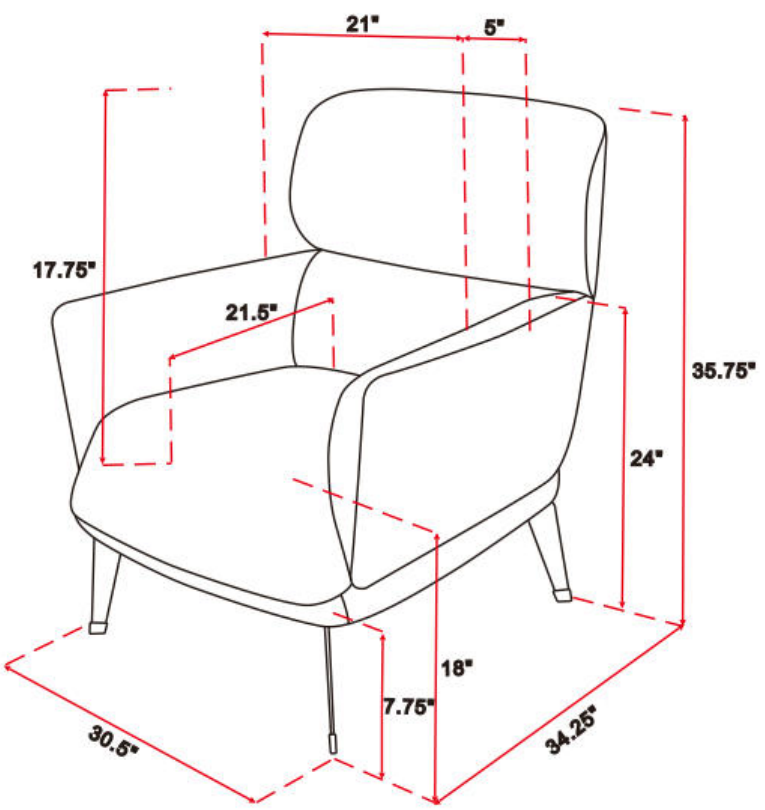
STEP 1



STEP 2



STEP 2



Note: Dimension tolerance \pm 5%