



# ASSEMBLY INSTRUCTIONS



903096

REVISED 0: 04/01/2025

# ACCENT CHAIR

[coasterfurniture.com](http://coasterfurniture.com)

## ASSEMBLY INSTRUCTIONS

### ASSEMBLY TIPS:

1. Remove hardware from box and sort by size.
2. Please check to see that all hardware and parts are present prior to start of assembly.
3. Please follow attached instructions in the same sequence as numbered to assure fast and easy assembly.



### WARNING!



1. Don't attempt to repair or modify parts that are broken or defective. Please contact the store immediately.
2. This product is for home use only and not intended for commercial establishments.



**ASSEMBLY TIME**

**8**  
MINUTES

## PARTS IDENTIFICATION

	PART NAME	FIGURE	QUANTITY
<b>A</b>	CHAIR BASE		1 PC
<b>B</b>	LEG		4 PCS

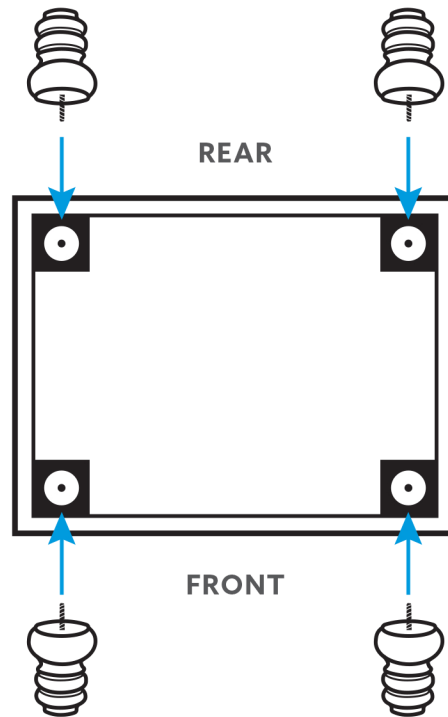
# 903096

ACCENT CHAIR




## ASSEMBLY INSTRUCTIONS

**STEP 1** *Install front and rear legs on underside of chair base.*



**STEP 2** **COMPLETE**

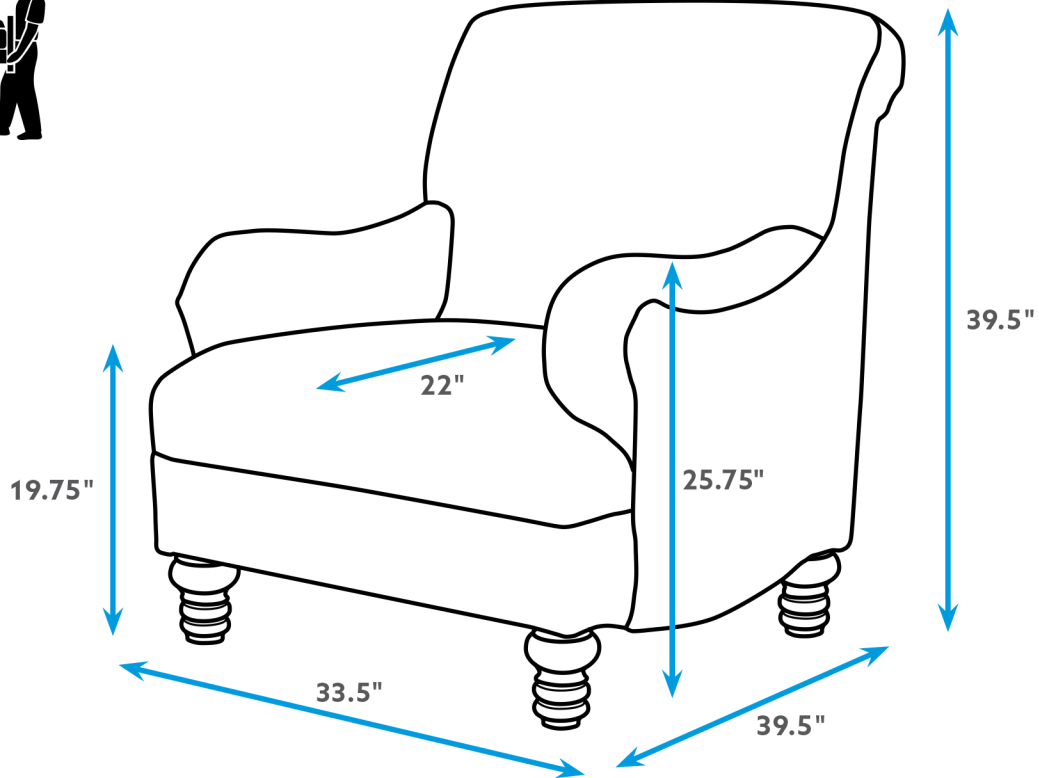


# 903096

ACCENT CHAIR



## DIMENSIONS



NOTE: Dimension tolerance  $\pm 5\%$