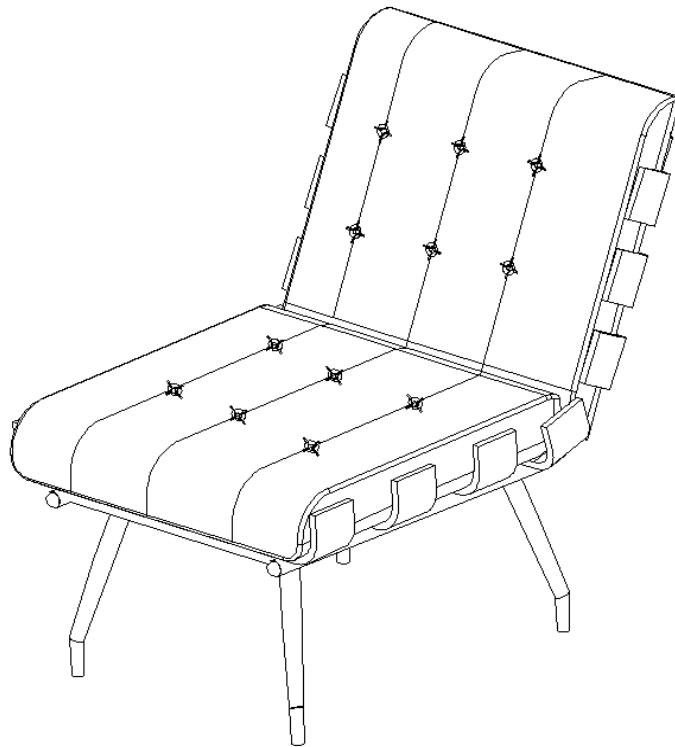


## ASSEMBLY INSTRUCTIONS COASTER FINE FURNITURE



Fine Furniture for every stage of life

907502  
Accent Chair

ITEM: 907502



## ASSEMBLY INSTRUCTIONS


### ASSEMBLY TIPS:

1. Remove hardware from box and sort by size.
2. Please check to see that all hardware and parts are present prior to start of assembly.
3. Please follow attached instructions in the same sequence as numbered to assure fast & easy assembly.



### WARNING!

1. Don't attempt to repair or modify parts that are broken or defective. Please contact the store immediately.
2. This product is for home use only and not intended for commercial establishments.



ASSEMBLY TIME

15 MINUTES

## PARTS IDENTIFICATION

A SEAT AND  
BACK



1PC

B FRONT  
LEG



2PC

C BACK  
LEG



2PC

## HARDWARE IDENTIFICATION

1

BOLT  
(M6X25MM)



20PCS

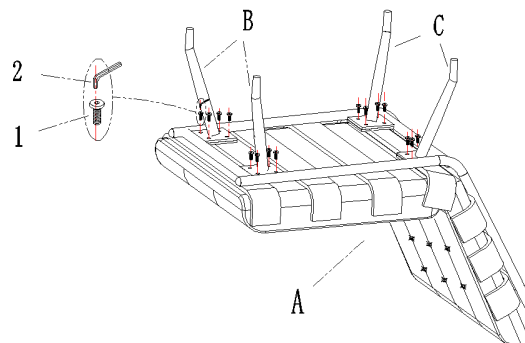
2

ALLEN WRENCH  
(4#)



1PCS

## STEP 1



## STEP 2

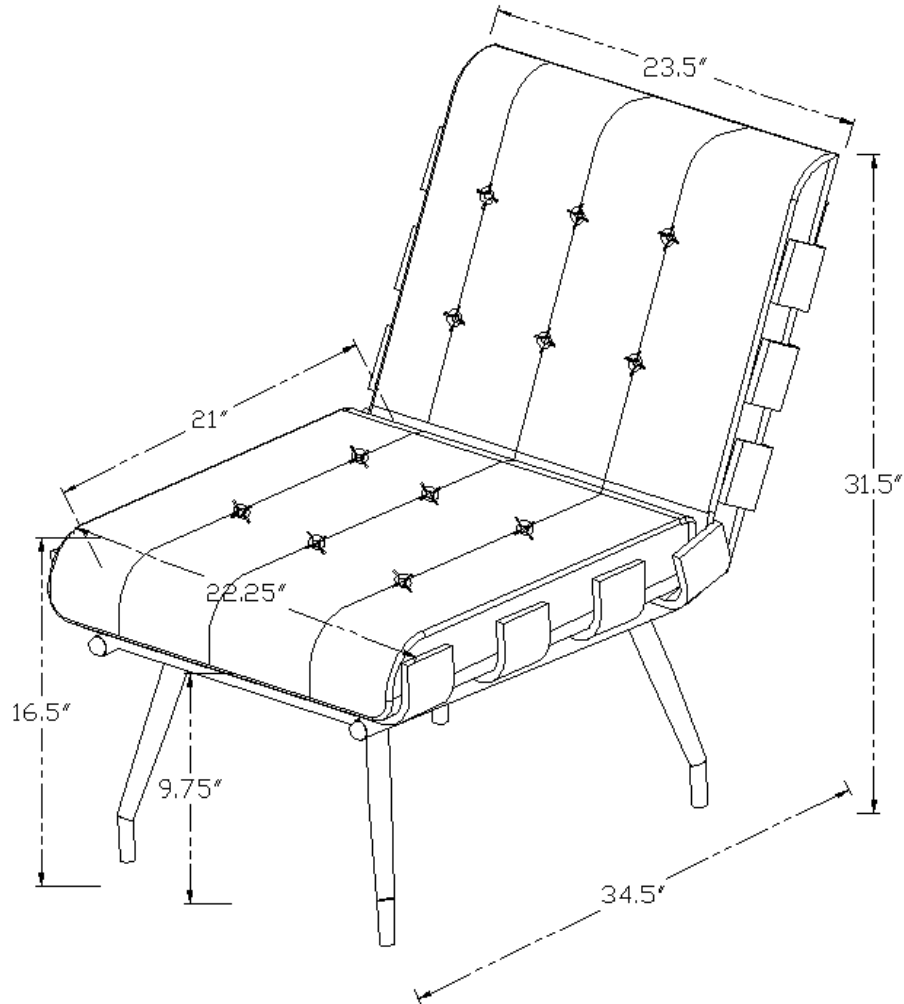


ITEM: 907502



## ASSEMBLY INSTRUCTIONS

### PRODUCT DIMENSION



Note: Dimension tolerance  $\pm 5\%$