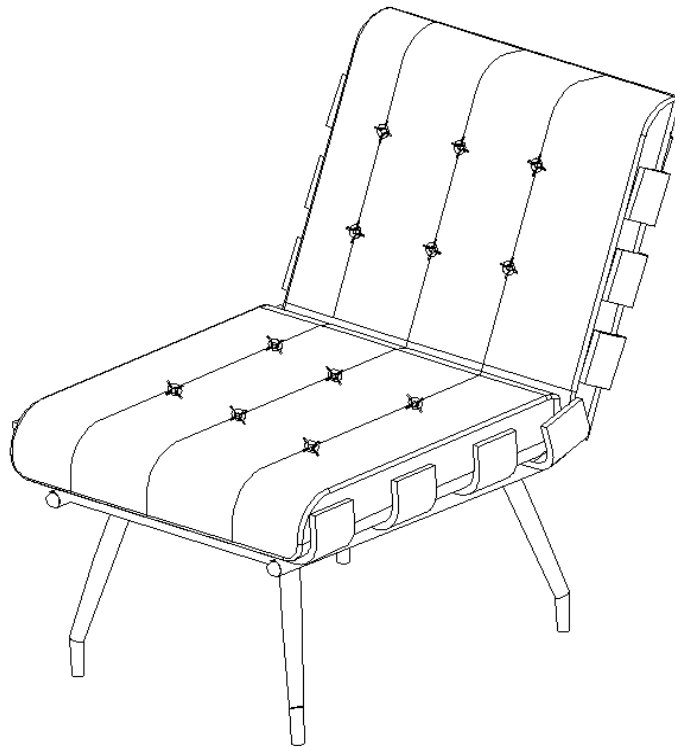


ASSEMBLY INSTRUCTIONS COASTER FINE FURNITURE



Fine Furniture for every stage of life

907503
Accent Chair

ITEM: 907503



ASSEMBLY INSTRUCTIONS


ASSEMBLY TIPS:

1. Remove hardware from box and sort by size.
2. Please check to see that all hardware and parts are present prior to start of assembly.
3. Please follow attached instructions in the same sequence as numbered to assure fast & easy assembly.



WARNING!

1. Don't attempt to repair or modify parts that are broken or defective. Please contact the store immediately.
2. This product is for home use only and not intended for commercial establishments.



ASSEMBLY TIME

15 MINUTES

PARTS IDENTIFICATION

A SEAT AND
BACK



1PC

B FRONT
LEG



2PC

C BACK
LEG



2PC

HARDWARE IDENTIFICATION

1

BOLT
(M6X12MM)



16PCS

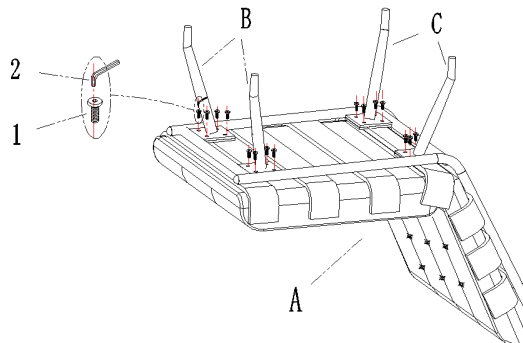
2

ALLEN WRENCH
(4#)



1PCS

STEP 1



STEP 2

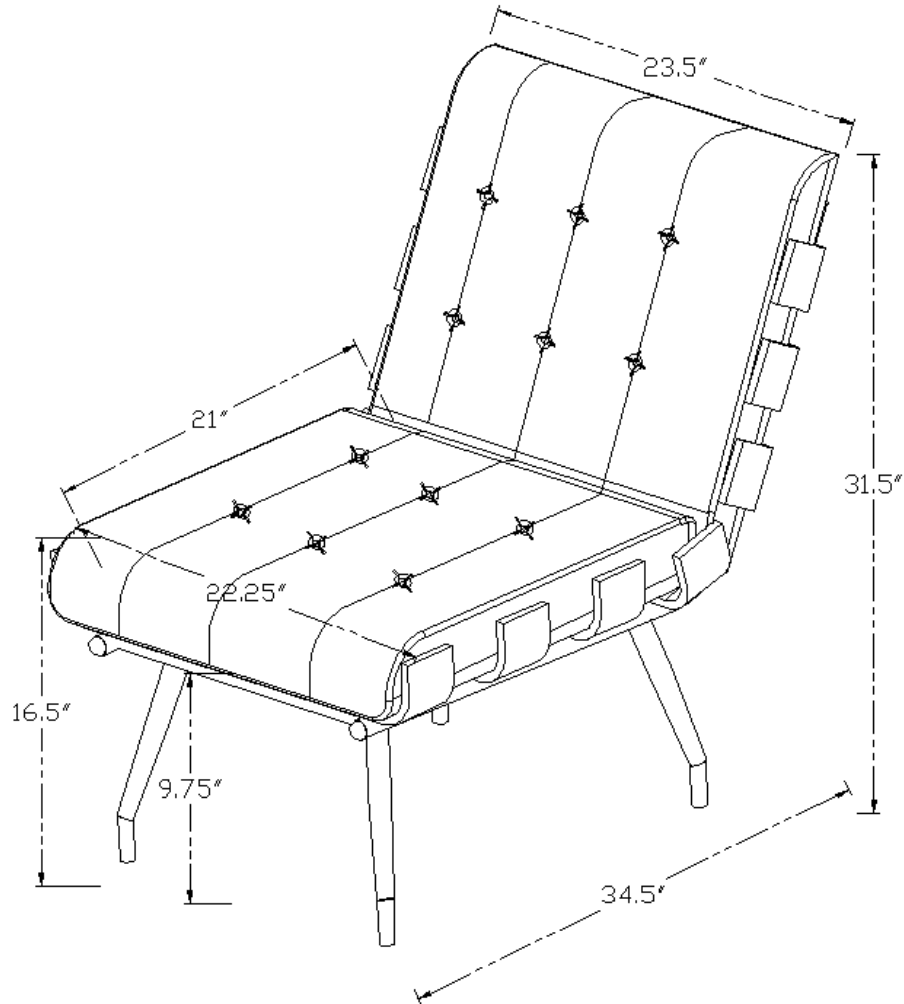


ITEM: 907503



ASSEMBLY INSTRUCTIONS

PRODUCT DIMENSION



Note: Dimension tolerance $\pm 5\%$