

ASSEMBLY INSTRUCTIONS
COASTER FINE FURNITURE



Fine Furniture for every stage of life

923289

TABLE LAMP

ASSEMBLY INSTRUCTIONS

ASSEMBLY TIPS:

- 1.Remove hardware from box and sort by size.
- 2.Please check to see that all hardware and parts are present prior to start of assembly.
- 3.Please follow attached instruction in the same sequence as numbered to assure fast & easy assembly.



WARNING!

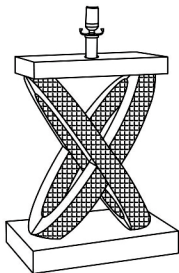
- 1.Don't attempt to repair or modify parts that are broken or defective. Please contact the store
- 2.This product is for home use only and not intended for commercial establishment.

ASSEMBLY TIME 10 MINUTES

PARTS IDENTIFICATION

B1:LAMP BODY

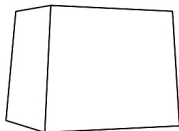
A LAMP BODY



1PC

B2:LAMP SHADE

C SHADE



1PC

HARDWARE

B FINIAL



1PC

D HARP



1PC

E LIGHT BULB



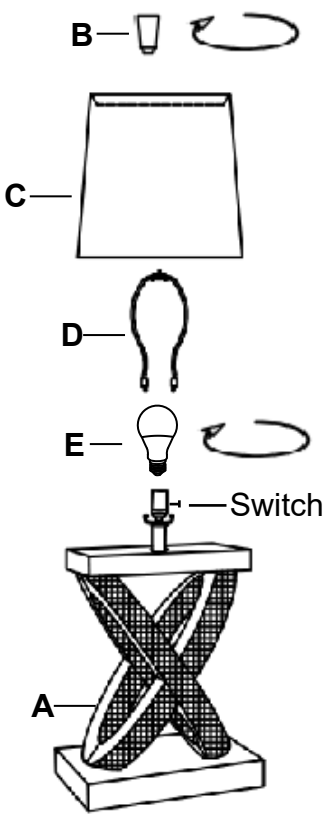
1PC

HARDWARE PACK IS LOCATED IN 923289 (B1)

ITEM : 923289

ASSEMBLY INSTRUCTIONS

STEP 1



STEP 2




TABLE LAMP: TYPE A LED BULB 9W

