

ASSEMBLY INSTRUCTIONS
COASTER FINE FURNITURE



Fine Furniture for every stage of life

931218
Accent Table

ITEM: **931218**



ASSEMBLY INSTRUCTIONS

ASSEMBLY TIPS:

1. Remove hardware from box and sort by size.
2. Please check to see that all hardware and parts are present prior to start of assembly.
3. Please follow attached instructions in the same sequence as numbered to assure fast & easy assembly.



WARNING!



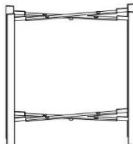
1. Don't attempt to repair or modify parts that are broken or defective. Please contact the store immediately.
2. This product is for home use only and not intended for commercial establishments.



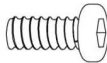
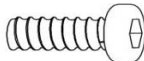


ASSEMBLY TIME

10 MINUTES

PARTS IDENTIFICATION

AN	TOP		1PC
BN	BOTTOM		1PC
CN	LEG FRAME		1PC

HARDWARE IDENTIFICATION

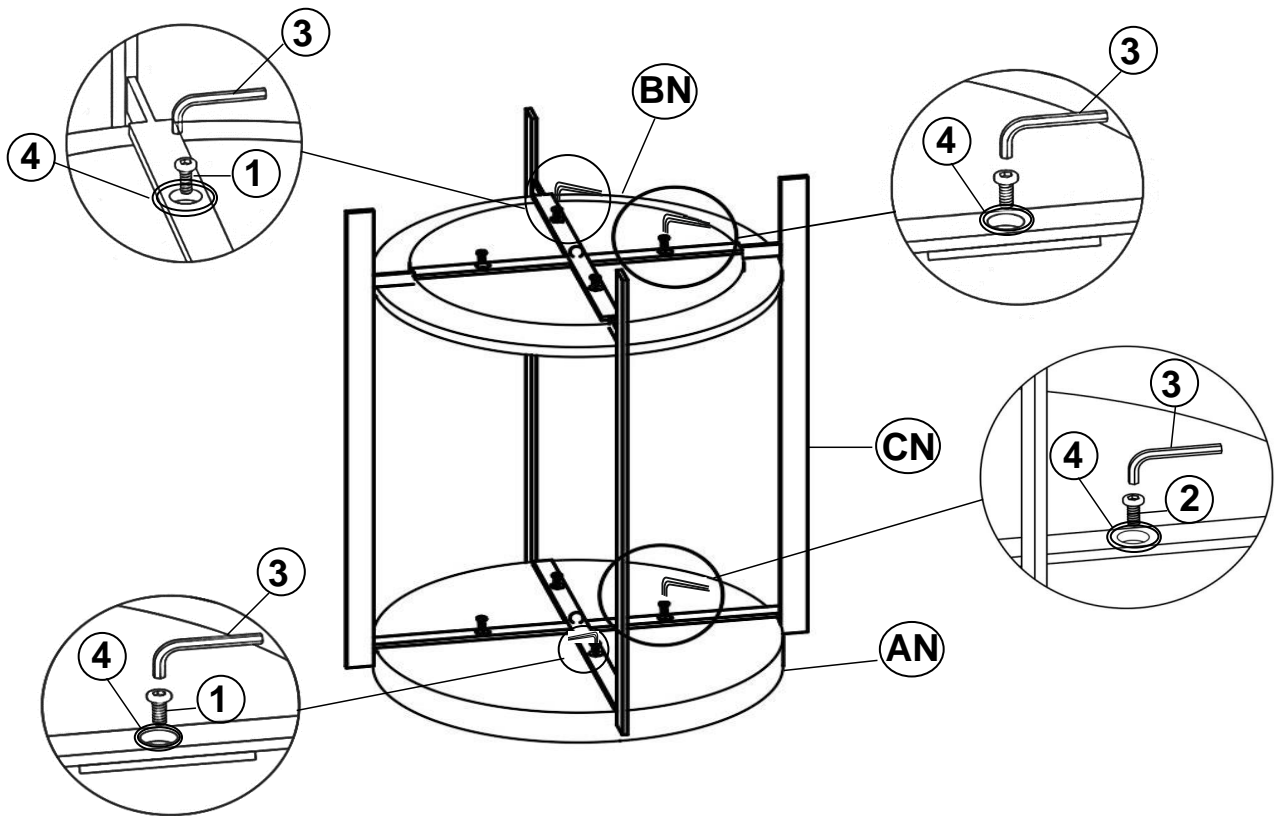
1	SHORT BOLT (M5 x 16mm - BLK)		4PCS
2	LONG BOLT (M5 x 20mm - BLK)		4PCS
3	ALLEN WRENCH (3 mm - BLK)		1PC
4	FLAT WASHER (6 mm - BLK)		8PCS

ITEM: **931218**



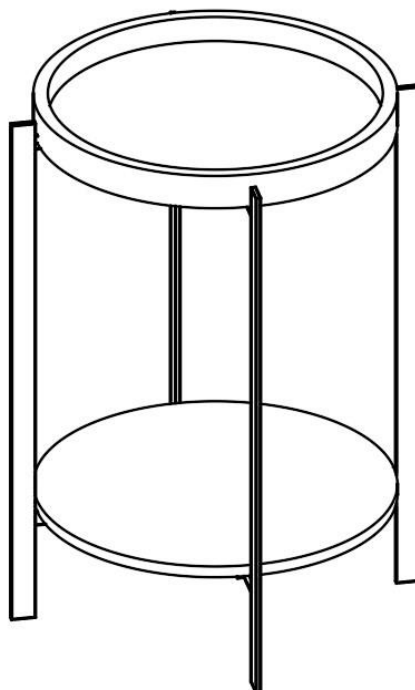
ASSEMBLY INSTRUCTIONS

STEP 1

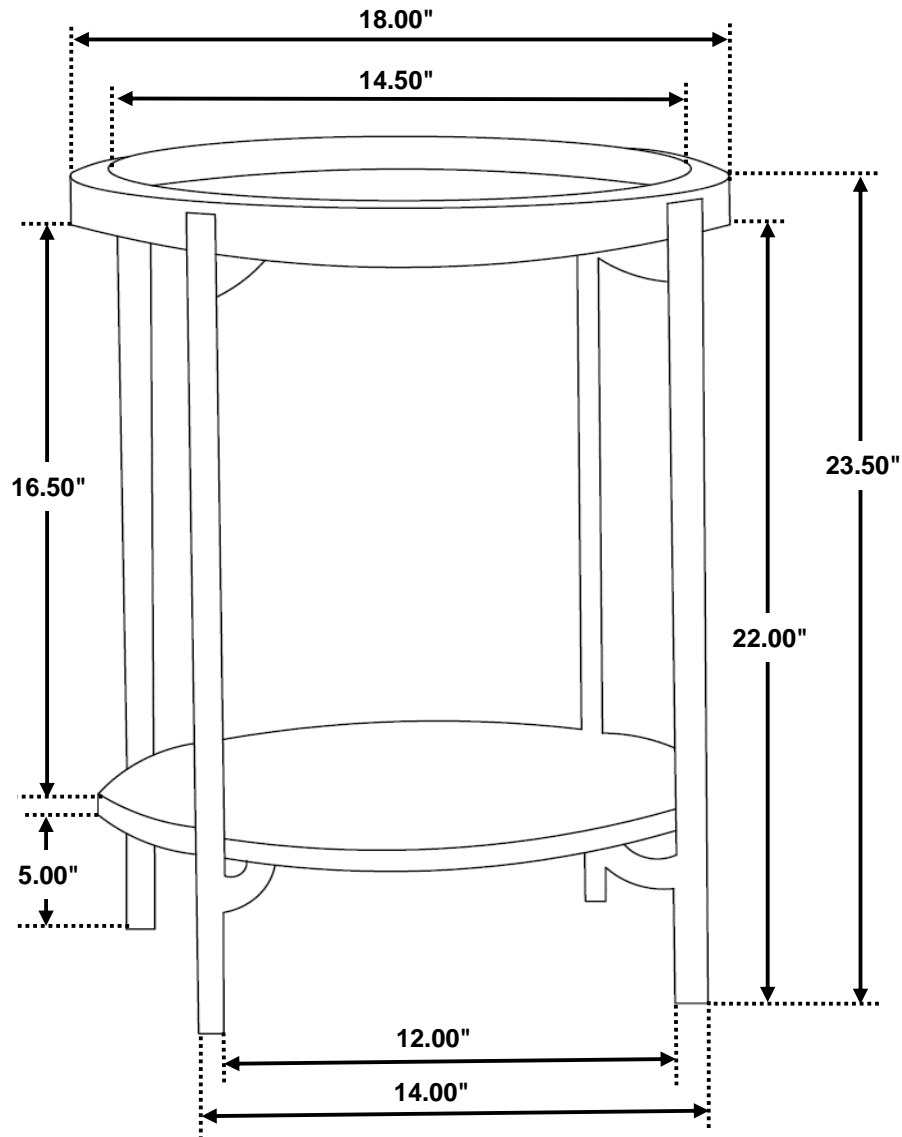


STEP 2

COMPLETE



ITEM: **931218**



Note : Dimension tolerance $\pm 5\%$