


# ASSEMBLY INSTRUCTIONS COASTER FINE FURNITURE



*Fine Furniture for every stage of life*

**105171(B1-B2)**  
**DINING CHAIR**

# ITEM: 105171(B1-B2)



## ASSEMBLY INSTRUCTIONS


### ASSEMBLY TIPS:

1. Remove hardware from box and sort by size.
2. Please check to see that all hardware and parts are present prior to start of assembly.
3. Please follow attached instructions in the same sequence as numbered to assure fast & easy assembly.



### WARNING !

1. Don't attempt to repair or modify parts that are broken or defective. Please contact the store immediately.
2. This product is for home use only and not intended for commercial establishments.

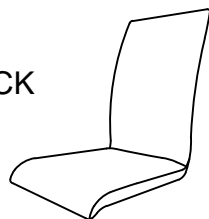


ASSEMBLY TIME 15 MINUTES

## PARTS IDENTIFICATION

### B1 (BOX 1)


A SEAT AND BACK



4PCS

### B2 (BOX 2)

B BASE



4PCS

## HARDWARE PACKAGE

Z-B2 (BOX 2)-HARDWARE PACK IS LOCATED IN 105171(B2)

1 ALLEN WRENCH  
(Ø1/4"\*57mm-SILVER)



1PC

3 FLAT WASHER  
(Ø16mm-GOLD)



16PCS

2 BOLT  
(M6\* 15mm-GOLD)



16PCS

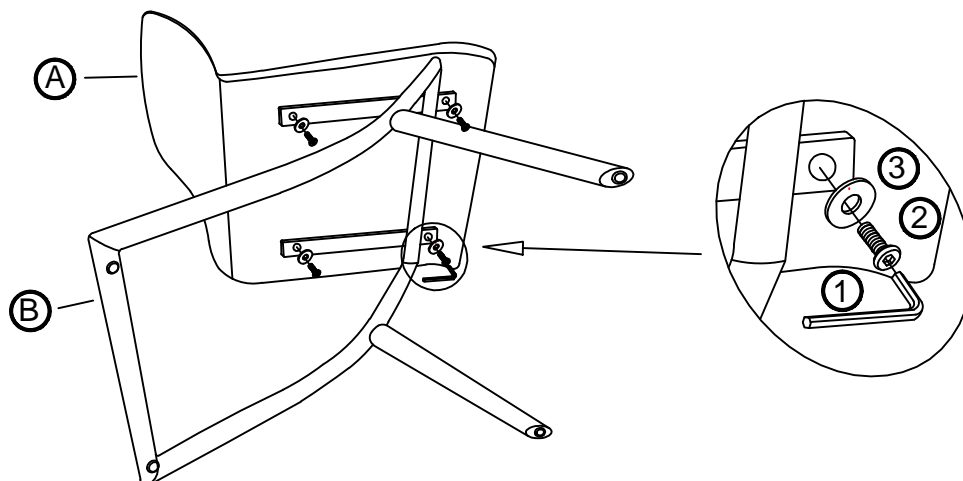
**NOTE:QUANTITIES SHOWN ARE FOR FOUR CHAIRS**

ITEM: **105171(B1-B2)**

ASSEMBLY INSTRUCTIONS



STEP 1



STEP 2  
COMPLETE

