

COASTER
Fine Furniture

600370B3

RAF POWER RECLINER

**ASSEMBLY INSTRUCTION
COASTER FINE FURNITURE**



www.coastercompany.com


ASSEMBLY INSTRUCTION

ASSEMBLY TIPS:

- 1.Remove hardware from box and sort by size.
- 2.Please check to see that all hardware and parts are present prior to start of assembly.
- 3.Please follow attached instructions in the same sequence as numbered to assure fast & easy assembly.

⚠ WARNING !

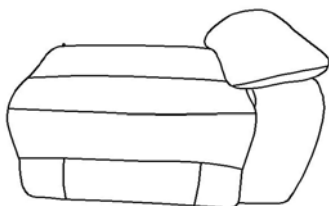
- 1.Don't attempt to repair or modify parts that are broken or defective. Please contact the store immediately.
- 2.This product is for home use only and not intended for commercial establishment.




ASSEMBLY TIME PER UNIT:

3 MINUTES

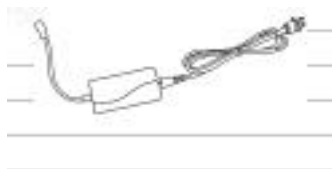
PARTS IDENTIFICATION

A

RAF BASE

1PCB

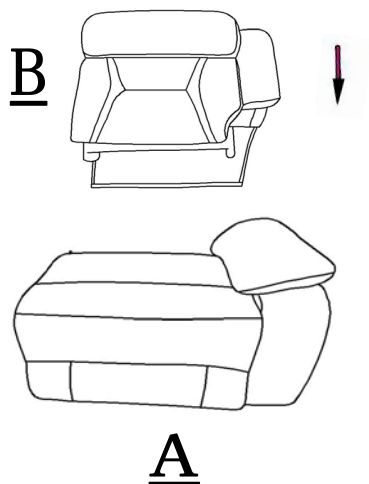
RAF BACK

1PCC

POWER BOX

1PC

STEP 1



STEP2



BOTTOM

