

**ASSEMBLY INSTRUCTIONS**  
**COASTER FINE FURNITURE**



*Fine Furniture for every stage of life*

**109451**  
***Dining Table***

# ITEM: 109451 (B1-B2)



## ASSEMBLY INSTRUCTIONS

### ASSEMBLY TIPS:

1. Remove hardware from box and sort by size.
2. Please check to see that all hardware and parts are present prior to start of assembly.
3. Please follow attached instructions in the same sequence as numbered to assure fast & easy assembly.



### WARNING!

1. Don't attempt to repair or modify parts that are broken or defective. Please contact the store immediately.
2. This product is for home use only and not intended for commercial establishments.



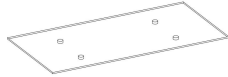
ASSEMBLY TIME

30 MINUTES

## PARTS IDENTIFICATION

### B1 ( BOX 1)

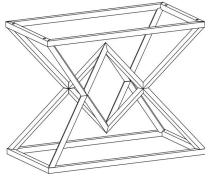
A top glass



1PCS

### B2 ( BOX 2)

B Base



1PCS

### NOTE:

Phillips head screw driver is required in the assembly process; however, manufacturer does not provide this item.

## ASSEMBLY INSTRUCTIONS

### ASSEMBLY TIPS:

1. Remove hardware from box and sort by size.
2. Please check to see that all hardware and parts are present prior to start of assembly.
3. Please follow attached instructions in the same sequence as numbered to assure fast & easy assembly.







### WARNING!

1. Don't attempt to repair or modify parts that are broken or defective. Please contact the store immediately.
2. This product is for home use only and not intended for commercial establishments.

## HARDWARE IDENTIFICATION

### Z-B2 (BOX 2) - HARDWARE PACK IS LOCATED IN 109451 (B2)

1	<b>ALLEN WRENCH</b> 6mm		1PC
2	<b>SHORT BOLT</b> (M6*40mm)		4PCS
3	<b>Flat washer</b> (Dia10mm)		4PCS
4	<b>plastic leg</b> (Dia 4*8mm)		4PCS

Hardware pack is located in 109451 B2

### NOTE:

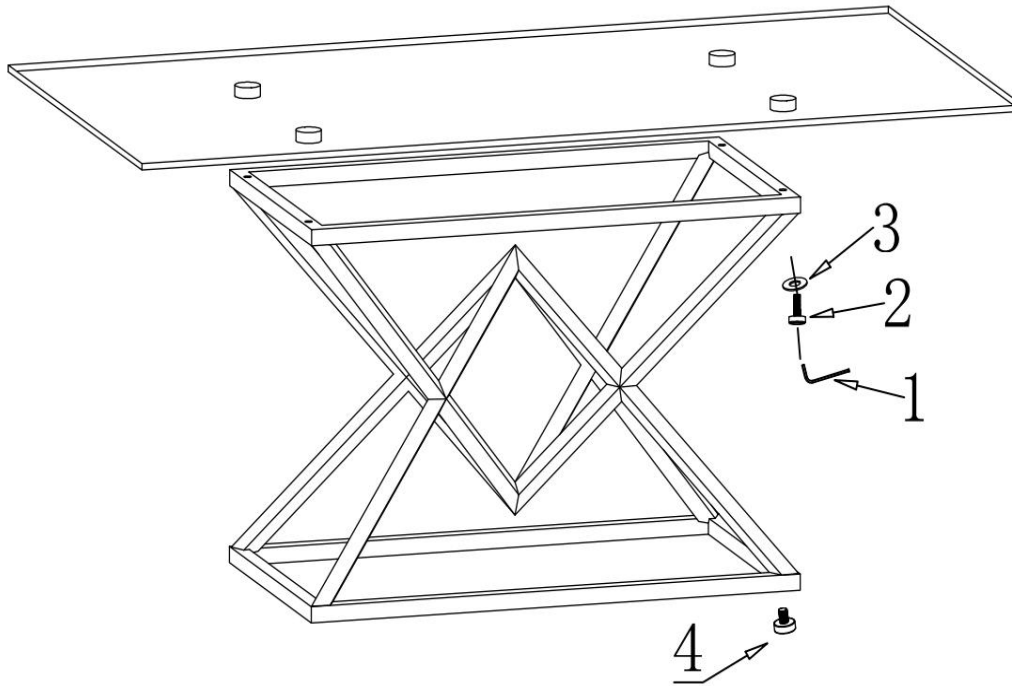
Phillips head screw driver is required in the assembly process; however, manufacturer does not provide this item.

ITEM:109451 (B1-B2)



# ASSEMBLY INSTRUCTIONS

## STEP 1



## STEP 2

