



*ASSEMBLY INSTRUCTIONS*  
*COASTER FINE FURNITURE*



*Fine Furniture for every stage of life*

**508881**  
**SOFA**

# ITEM : 508881

## ASSEMBLY INSTRUCTIONS


### ASSEMBLY TIPS:

- 1.Remove hardware from box and sort by size.
- 2.Please check to see that all hardware and parts are present prior to start of assembly.
- 3.Please follow attached instruction in the same sequence as numbered to assure fast & easy assembly.



### WARNING!

- 1.Don't attempt to repair or modify parts that are broken or defective. Please contact the store immediately.
- 2.This product is for home use only and not intended for commercial establishment.

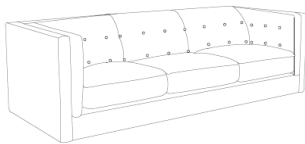


ASSEMBLY TIME PER UNIT:

15 MINUTES

## PARTS IDENTIFICATION

A SEAT  
1PC



B FRONT LEG  
4PC




C MIDDLE LEG  
1PC



D PILLOW  
2PCS



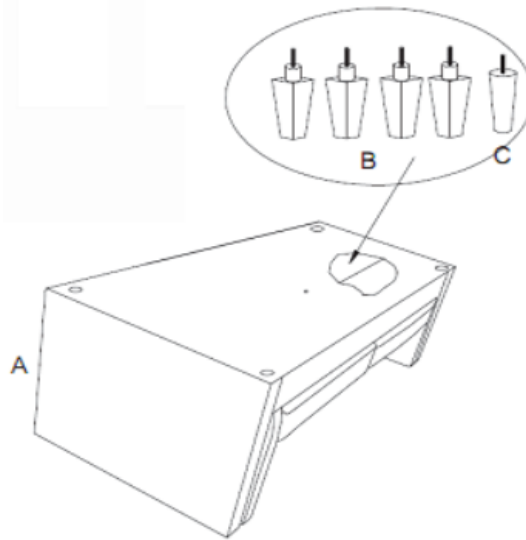
### (E) HARDWARE PACKAGE:

NO	DESCRIPTION	FIGURE	Q'TY
1	PLASTIC WASHER	 Ø35mm	4 PCS

ITEM : 508881

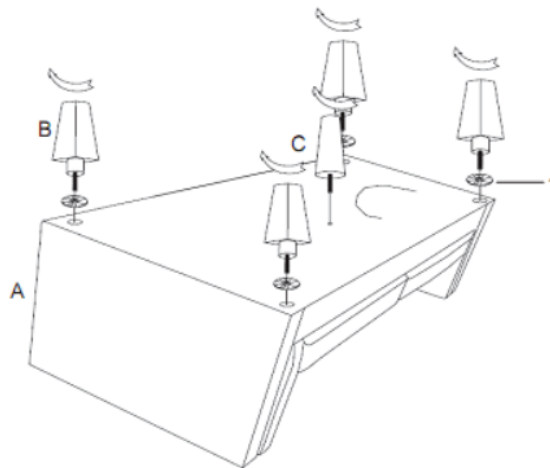
ASSEMBLY INSTRUCTIONS

STEP 1





**COASTER**  
FINE FURNITURE

STEP 2



STEP 3



# PRODUCT/PART DIMENSIONS

