



*ASSEMBLY INSTRUCTIONS*  
*COASTER FINE FURNITURE*



*Fine Furniture for every stage of life*

**508882**  
**LOVESEAT**

**ITEM : 508882**

**ASSEMBLY INSTRUCTIONS**


**ASSEMBLY TIPS:**

- 1.Remove hardware from box and sort by size.
- 2.Please check to see that all hardware and parts are present prior to start of assembly.
- 3.Please follow attached instruction in the same sequence as numbered to assure fast & easy assembly.



**WARNING!**

- 1.Don't attempt to repair or modify parts that are broken or defective. Please contact the store immediately.
- 2.This product is for home use only and not intended for commercial establishment.



**ASSEMBLY TIME PER UNIT:**

**15 MINUTES**

**PARTS IDENTIFICATION**

**A SEAT  
1PC**




**B LEG  
4PCS**



**C PILLOW  
2PCS**



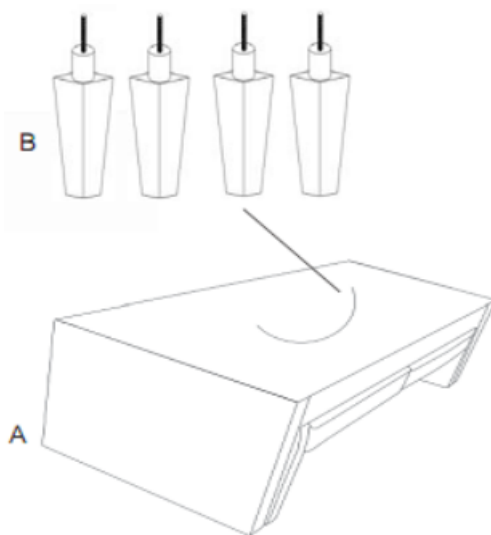
**(D) HARDWARE PACKAGE:**

NO	DESCRIPTION	FIGURE	Q'TY
1	PLASTIC WASHER	 Ø35mm	4 PCS

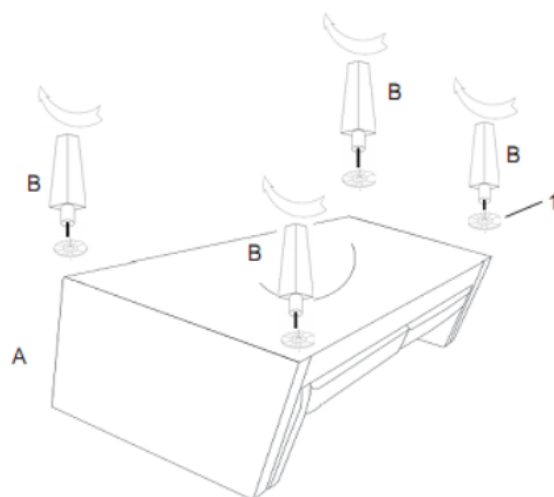
ITEM : 508882

ASSEMBLY INSTRUCTIONS



STEP 1



STEP 2



STEP 3



# PRODUCT/PART DIMENSIONS

