


ASSEMBLY INSTRUCTIONS COASTER FINE FURNITURE



Fine Furniture for every stage of life

300125
SOFA BED

ITEM: 300125

ASSEMBLY INSTRUCTION


ASSEMBLY TIPS:

1. Remove hardware from box and sort by size.
2. Please check to see that all hardware and parts are present prior to start of assembly.
3. Please follow attached instructions in the same sequence as numbered to assure fast & easy assembly.



WARNING!

1. Don't attempt to repair or modify parts that are broken or defective. Please contact the store immediately.
2. This product is for home use only and not intended for commercial establishments.



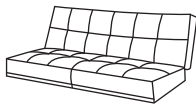
ASSEMBLY TIME

25 MINUTES

PARTS IDENTIFICATION

BOX 1:

A BODY



1 PC

B PILLOW



2 PCS

BOX 2:

C LEFT ARM


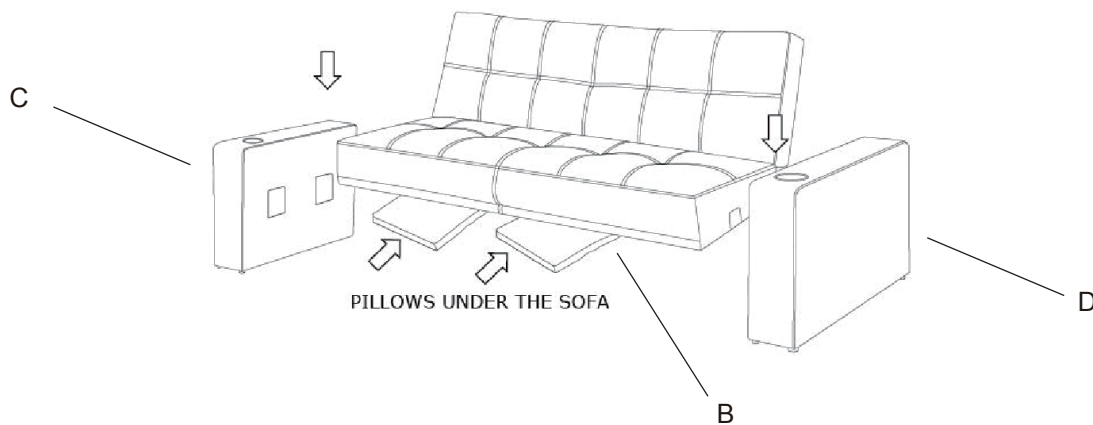


1 PC

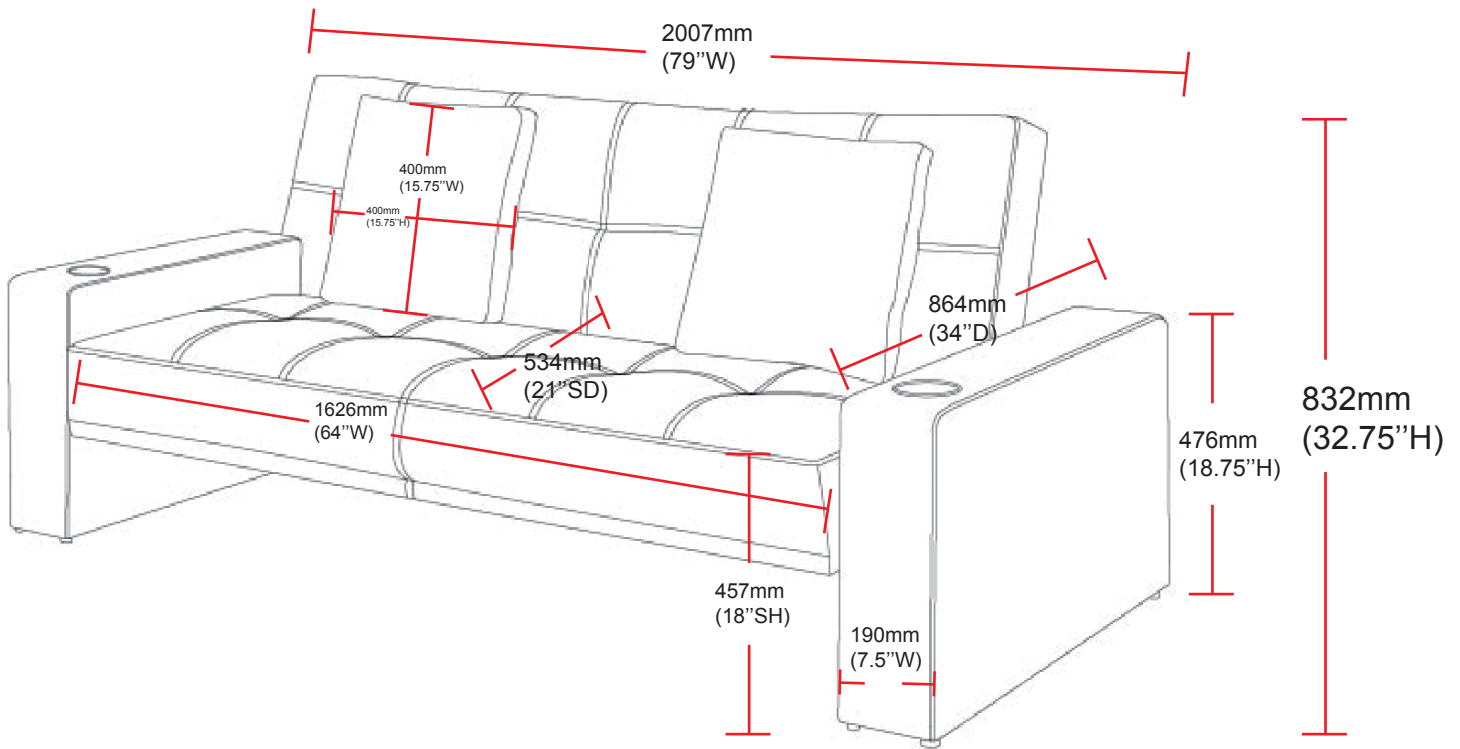
D RIGHT ARM



1 PC



ITEM: 300125



As sofa bed depth:1042mm(41"D)

Note : Dimension tolerance $\pm 5\%$