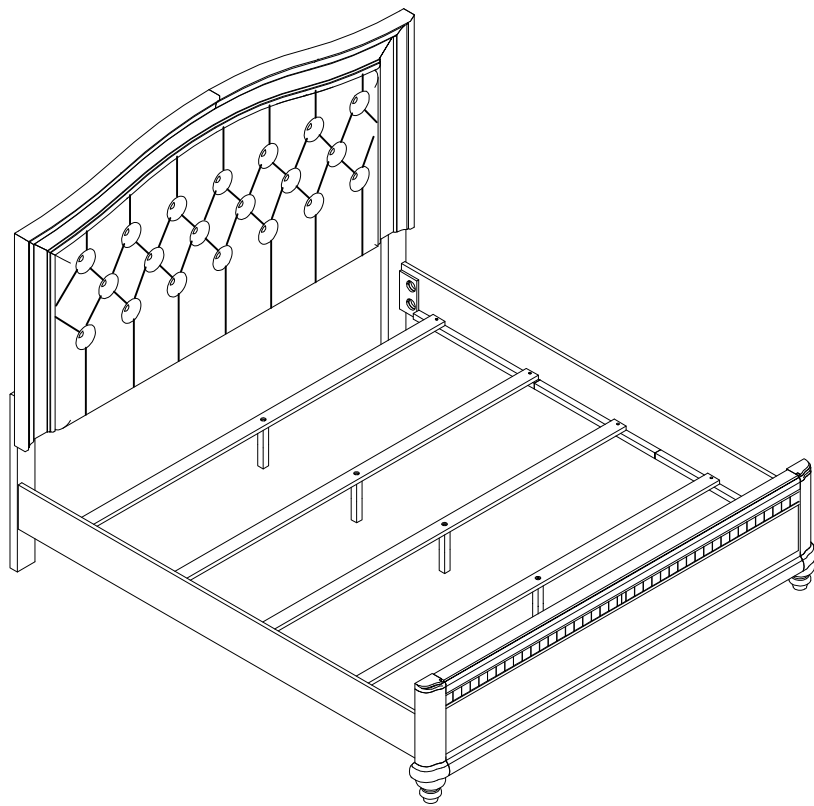


## ASSEMBLY INSTRUCTIONS COASTER FINE FURNITURE



*Fine Furniture for every stage of life*

**204181Q (B1-B3)**  
**Queen Bed**

REVISION 0 : 06/17/2015  
REVISION 1 : 11/03/2015  
REVISION 2 : 07/04/2017  
REVISION 3 : 11/05/2019

ITEM:204181Q (B1-B3)



ASSEMBLY INSTRUCTIONS


ASSEMBLY TIPS:

- 1.Remove hardware from box and sort by size.
- 2.Please check to see that all hardware and parts are present prior to start of assembly.
- 3.Please follow attached instructions in the same sequence as numbered to assure fast & easy assembly.



WARNING!

- 1.Don't attempt to repair or modify parts that are broken or defective. Please contact the store immediately.
- 2.This product is for home use only and not intended for commercial establishments.




ASSEMBLY TIME

20 MINUTES

PARTS IDENTIFICATION

B1 (BOX 1)

A HEADBOARD PANEL



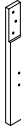
1PC

B LEFT HEADBOARD LEG



1PC

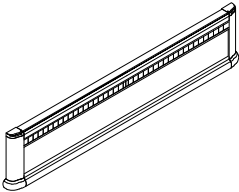
C RIGHT HEADBOARD LEG



1PC

B2 (BOX 2)

D FOOTBOARD PANEL



1PC

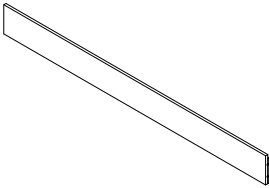
E FOOTBOARD BUN FOOT



2PCS

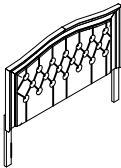
B3 (BOX 3)

F BED RAIL



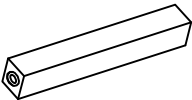
2PCS

HB 204181Q (B1) FROM BOX 1 HEADBOARD COMPLETE



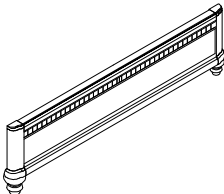
1PC

G BED SLAT SUPPORT WITH LEVELER



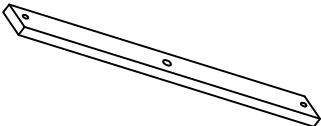
4PCS

FB 204181Q (B2) FROM BOX 2 FOOTBOARD COMPLETE



1PC

H BED SLAT



4PCS

# ITEM:204181Q (B1-B3)



## ASSEMBLY INSTRUCTIONS

### ASSEMBLY TIPS:

- 1.Remove hardware from box and sort by size.
- 2.Please check to see that all hardware and parts are present prior to start of assembly.
- 3.Please follow attached instructions in the same sequence as numbered to assure fast & easy assembly.

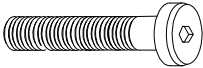


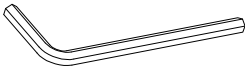


### WARNING!

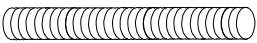


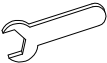

- 1.Don't attempt to repair or modify parts that are broken or defective. Please contact the store immediately.
- 2.This product is for home use only and not intended for commercial establishments.

## HARDWARE IDENTIFICATION

### Z-B1 (BOX 1) - HARDWARE PACK IS LOCATED IN 204181Q (B1)

1	<b>BOLT</b> (5/16" x 60mm - BLK)		6PCS	3	<b>FLAT WASHER</b> (5/16" x 19 x 1.5mm - BLK)		6PCS
2	<b>LOCK WASHER</b> (5/16" - BLK)		6PCS	4	<b>ALLEN WRENCH</b> (4MM - BLK)		1PC

### Z-B3 (BOX 3) - HARDWARE PACK IS LOCATED IN 204181Q (B3)

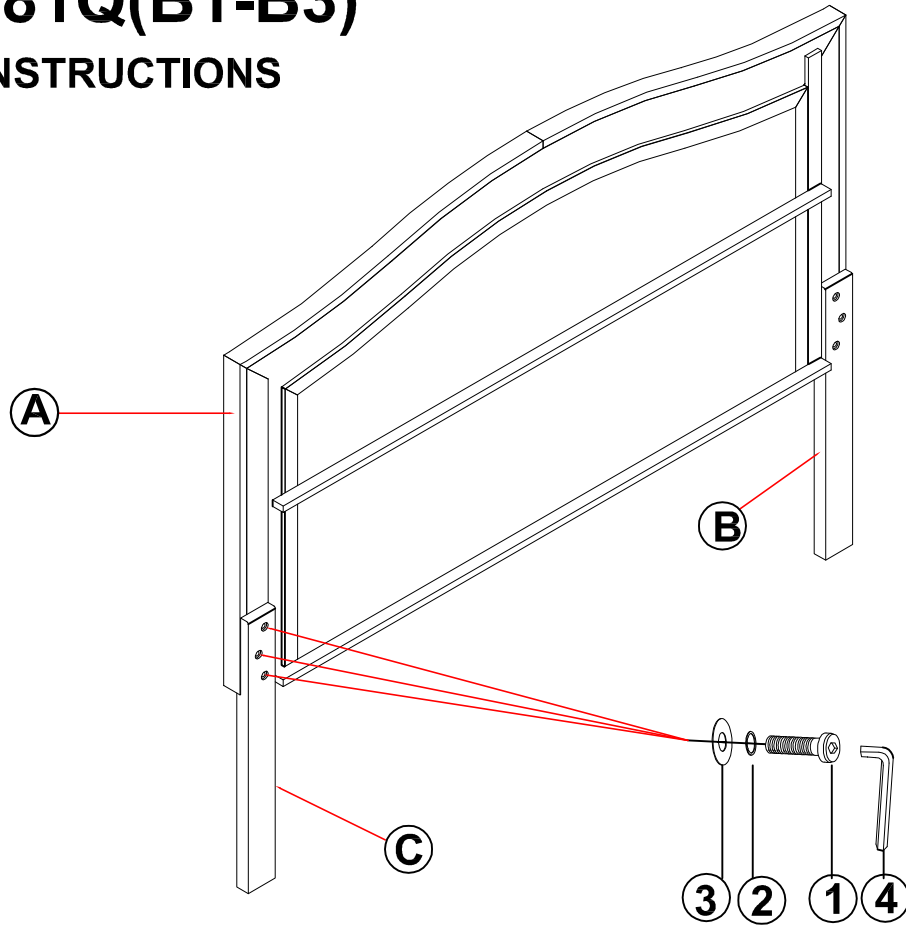
5	<b>THREADED BOLT</b> (5/16" x 75mm - RBW)		8PCS	8	<b>FLAT HEAD SCREW</b> (4 x 32mm - RBW)		8PCS
6	<b>U-SQUARE WASHER</b> (25 x 15 x 2mm - RBW)		8PCS	9	<b>WRENCH</b> (13MM - RBW)		1PC
7	<b>HEX NUT</b> (5/16" x 17mm - RBW)		8PCS				

**NOTE:**  
Phillips head screw driver is required in the assembly process; however, manufacturer does not provide this item.

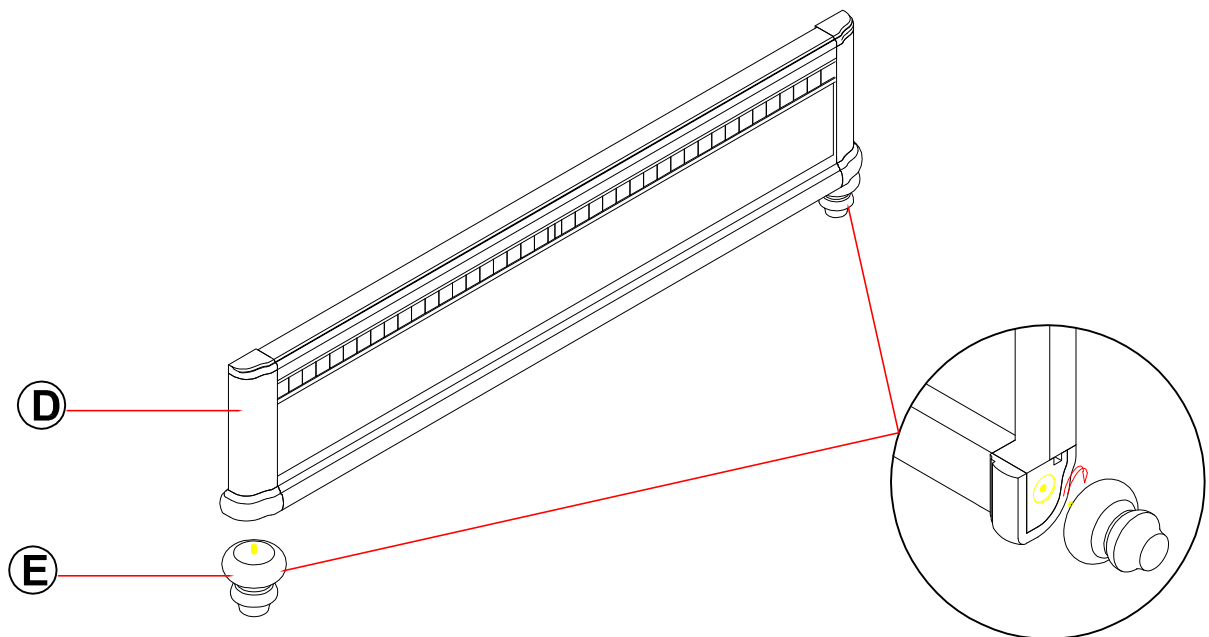
ITEM: **204181Q(B1-B3)**

## ASSEMBLY INSTRUCTIONS

### STEP 1



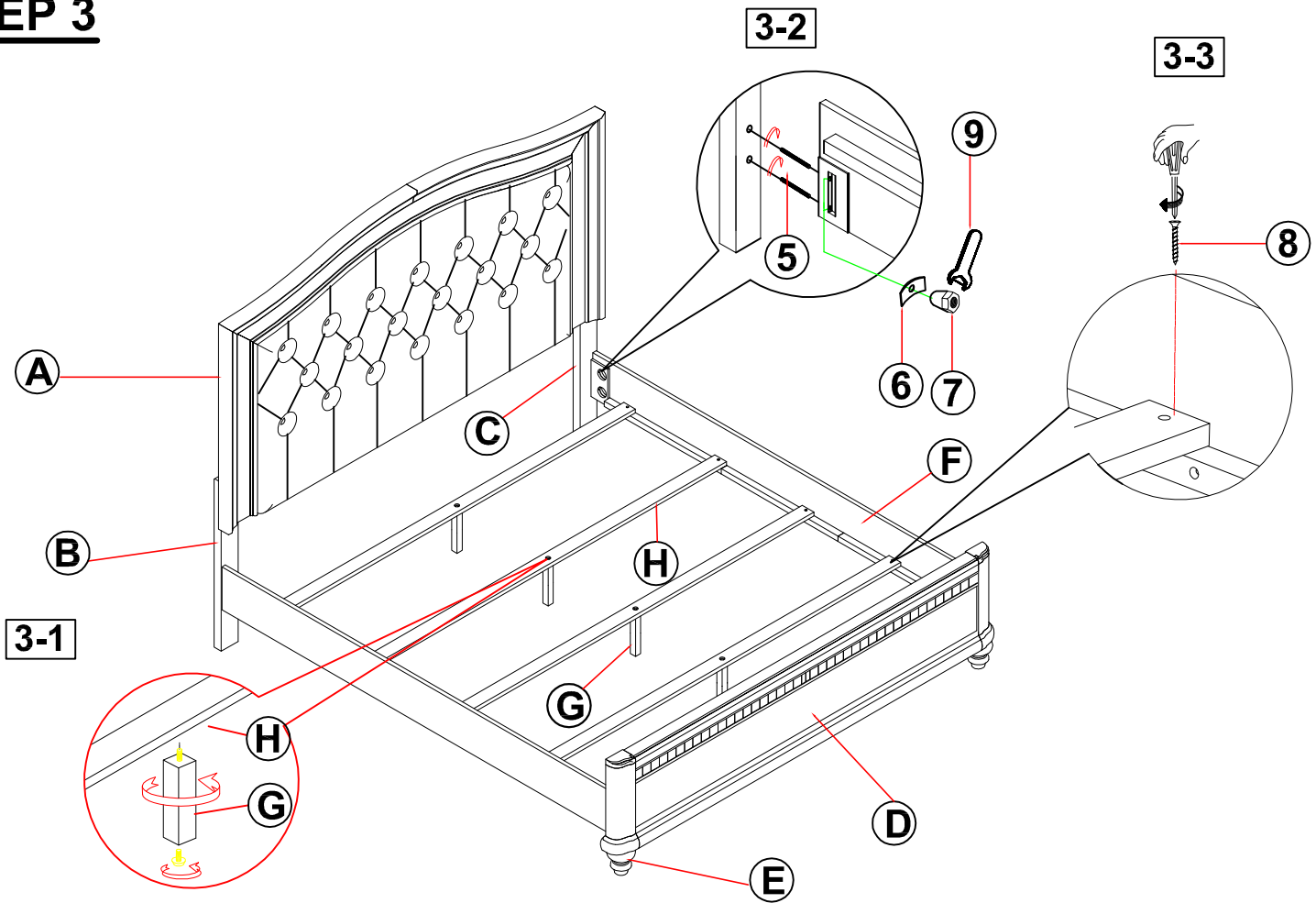
### STEP 2




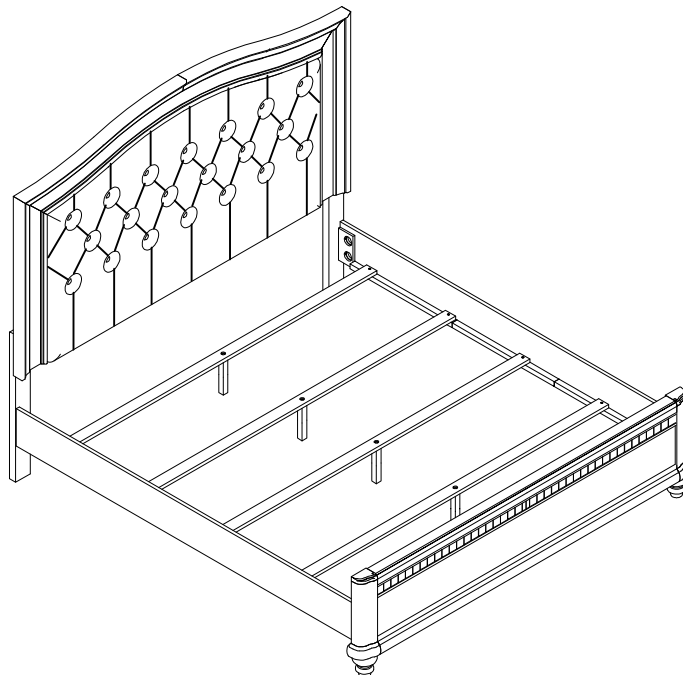
ITEM: **204181Q (B1-B3)**

## ASSEMBLY INSTRUCTIONS

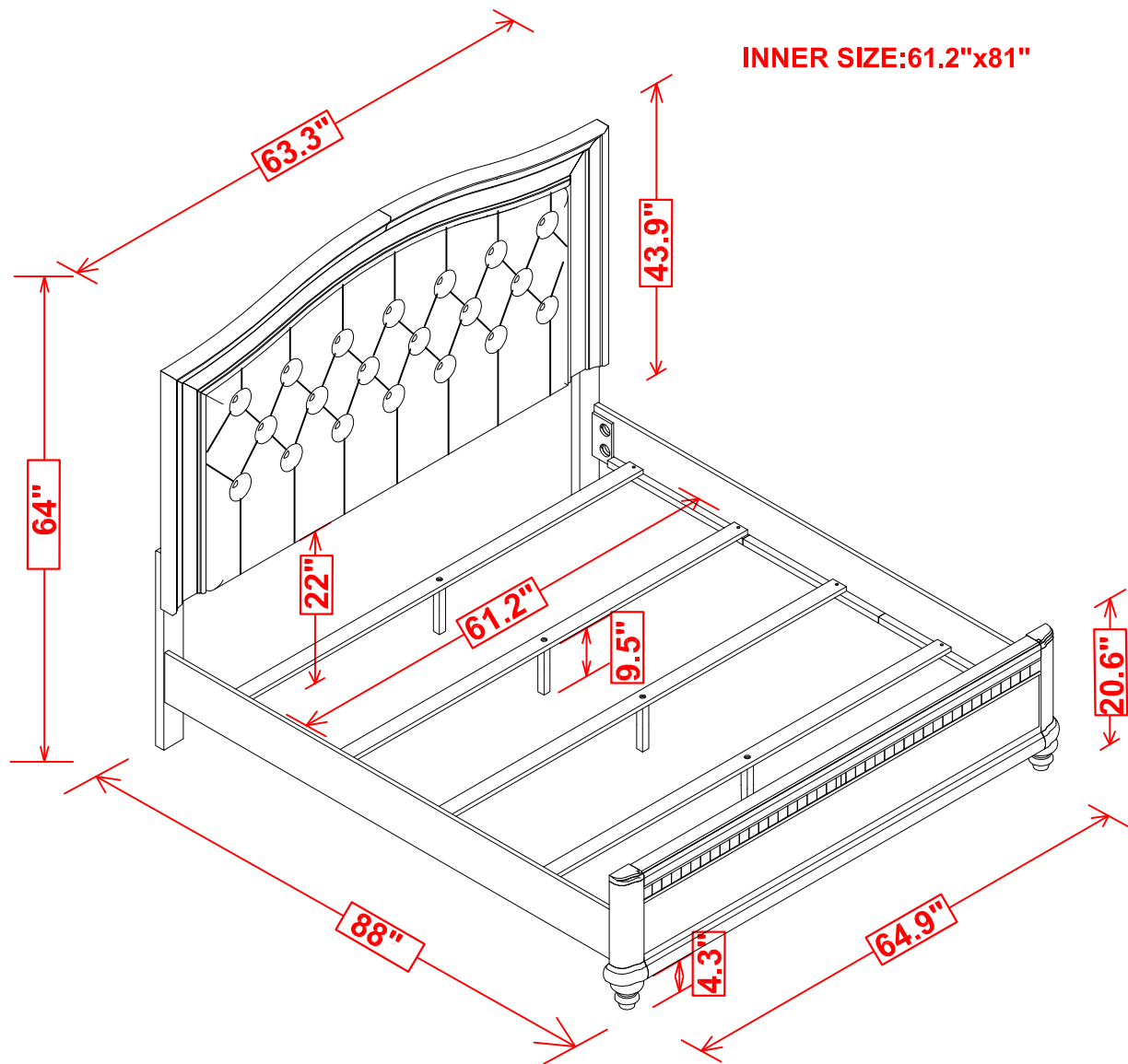
### STEP 3



### STEP 4 COMPLETE



ITEM:204181Q (B1-B3)



**Note :** Dimension tolerance  $\pm 5\%$