

ASSEMBLY INSTRUCTIONS
COASTER FINE FURNITURE



Fine Furniture for every stage of life

205892
Nightstand

ITEM:205892

ASSEMBLY INSTRUCTIONS

ASSEMBLY TIPS:

1. Remove hardware from box and sort by size.
2. Please check to see that all hardware and parts are present prior to start of assembly.
3. Please follow attached instructions in the same sequence as numbered to assure fast & easy assembly.



WARNING!

1. Don't attempt to repair or modify parts that are broken or defective. Please contact the store immediately.
2. This product is for home use only and not intended for commercial establishments.




ASSEMBLY TIME

5 MINUTES

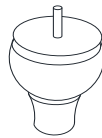
PARTS IDENTIFICATION

A NIGHTSTAND



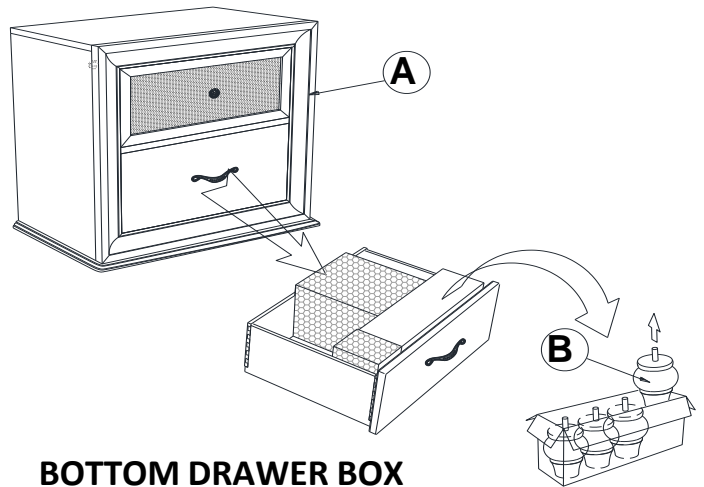
1PC

B BUN FOOT



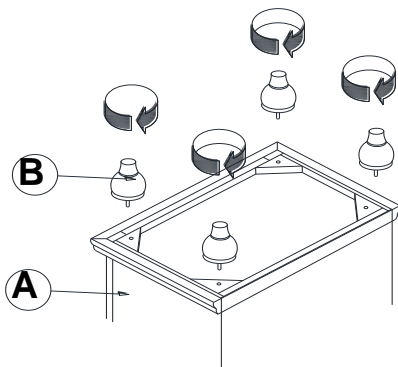
4PCS

STEP 1





BOTTOM DRAWER BOX

STEP 2



STEP 3

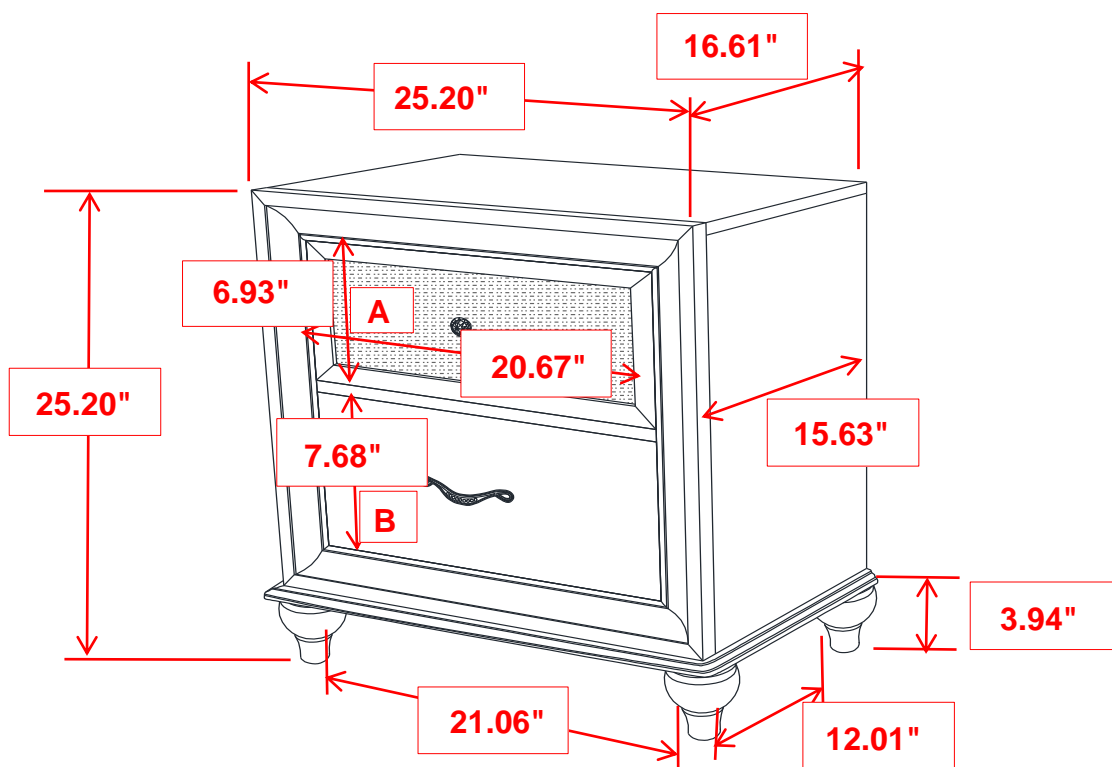
COMPLETE



ITEM:205892

INNER SIZE OF DRAWER A: 5.12" x 12.60"x 18.90"

INNER SIZE OF DRAWER B: 5.12" x 12.60"x 18.90"



Note : Dimension tolerance $\pm 5\%$