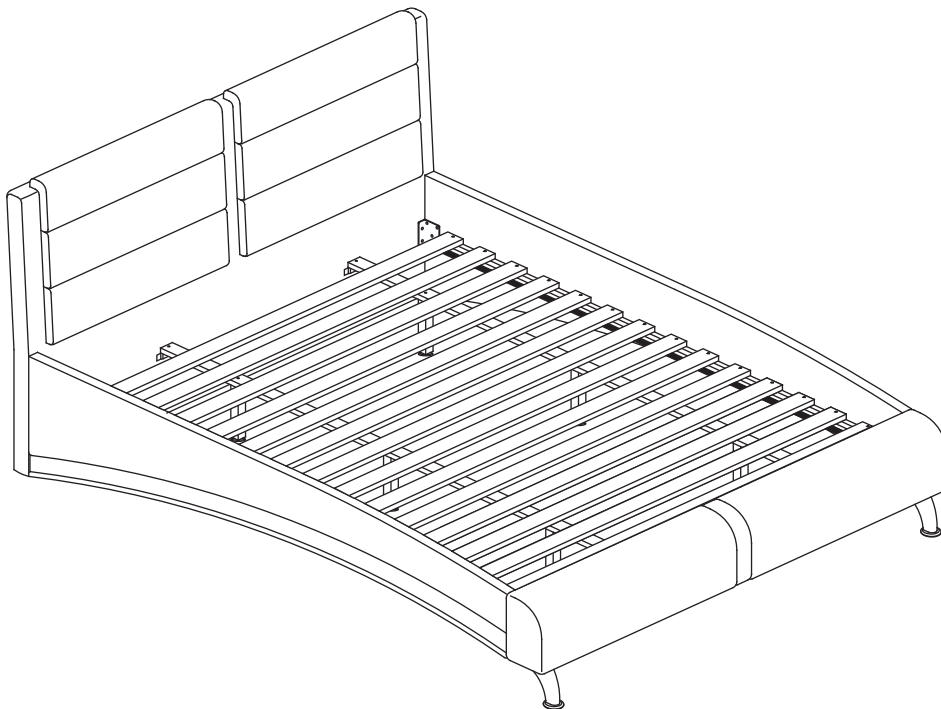




## ASSEMBLY INSTRUCTIONS COASTER FINE FURNITURE



*Fine Furniture for every stage of life*

# 300350KW (B1-B3) *California King Bed*

REVISION 0 : 08/13/2014  
REVISION 1 : 03/30/2015  
REVISION 2 : 05/30/2015  
REVISION 3 : 11/08/2019

PAGE 1 OF 6

COASTERFURNITURE.COM

# ITEM: 300350KW (B1-B3)



## ASSEMBLY INSTRUCTIONS

### ASSEMBLY TIPS:

1. Remove hardware from box and sort by size.
2. Please check to see that all hardware and parts are present prior to start of assembly.
3. Please follow attached instructions in the same sequence as numbered to assure fast & easy assembly.



### WARNING!

1. Don't attempt to repair or modify parts that are broken or defective. Please contact the store immediately.
2. This product is for home use only and not intended for commercial establishments.



ASSEMBLY TIME

30 MINUTES

## PARTS IDENTIFICATION


### B1 (BOX 1)

AN HEADBOARD



1PC

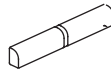
BN ROLL SLAT (14PCS)



1SET

### B2 (BOX 2)

CN FOOTBOARD PANEL



1PC

### B3 (BOX 3)

DN LEFT SIDE RAIL



1PC

GN BED SLAT SUPPORT WITH LEVELER



6PCS

EN RIGHT SIDE RAIL



1PC

HN FOOTBOARD SUPPORT WITH LEVELER



1PC

FN FOOTBOARD LEG



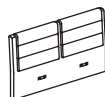
2PCS

IN CENTER RAIL



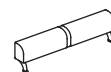
2PCS

AN 300350KW (B1)  
\*FROM BOX 1  
HEADBOARD



1PC

FBN 300350KW (B2 & B3)  
\*FROM BOX 2 & BOX 3  
FOOTBOARD COMPLETE



1PC

### NOTE:

Phillips head screw driver is required in the assembly process; however, manufacturer does not provided this item.

# ITEM: 300350KW (B1-B3)



## ASSEMBLY TIPS:

1. Remove hardware from box and sort by size.
2. Please check to see that all hardware and parts are present prior to start of assembly.
3. Please follow attached instructions in the same sequence as numbered to assure fast & easy assembly.



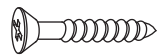
## WARNING!

1. Don't attempt to repair or modify parts that are broken or defective. Please contact the store immediately.
2. This product is for home use only and not intended for commercial establishments.

## HARDWARE IDENTIFICATION

### Z-B3 (BOX 3) - HARDWARE PACK IS LOCATED IN 300350KW (B3)

1 SHORT FLAT  
HEAD SCREW  
(M4 x 25MM - RBW)



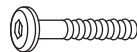
14PCS

2 LONG FLAT  
HEAD SCREW  
(M4 x 32MM - RBW)



34PCS

3 BOLT  
(M6 x 35MM - RBW)



6PCS

4 SMALL ALLEN WRENCH  
(M4 x 60MM - BLK)



1PC

5 BIG ALLEN WRENCH  
(M5 x 65MM - BLK)



1PC

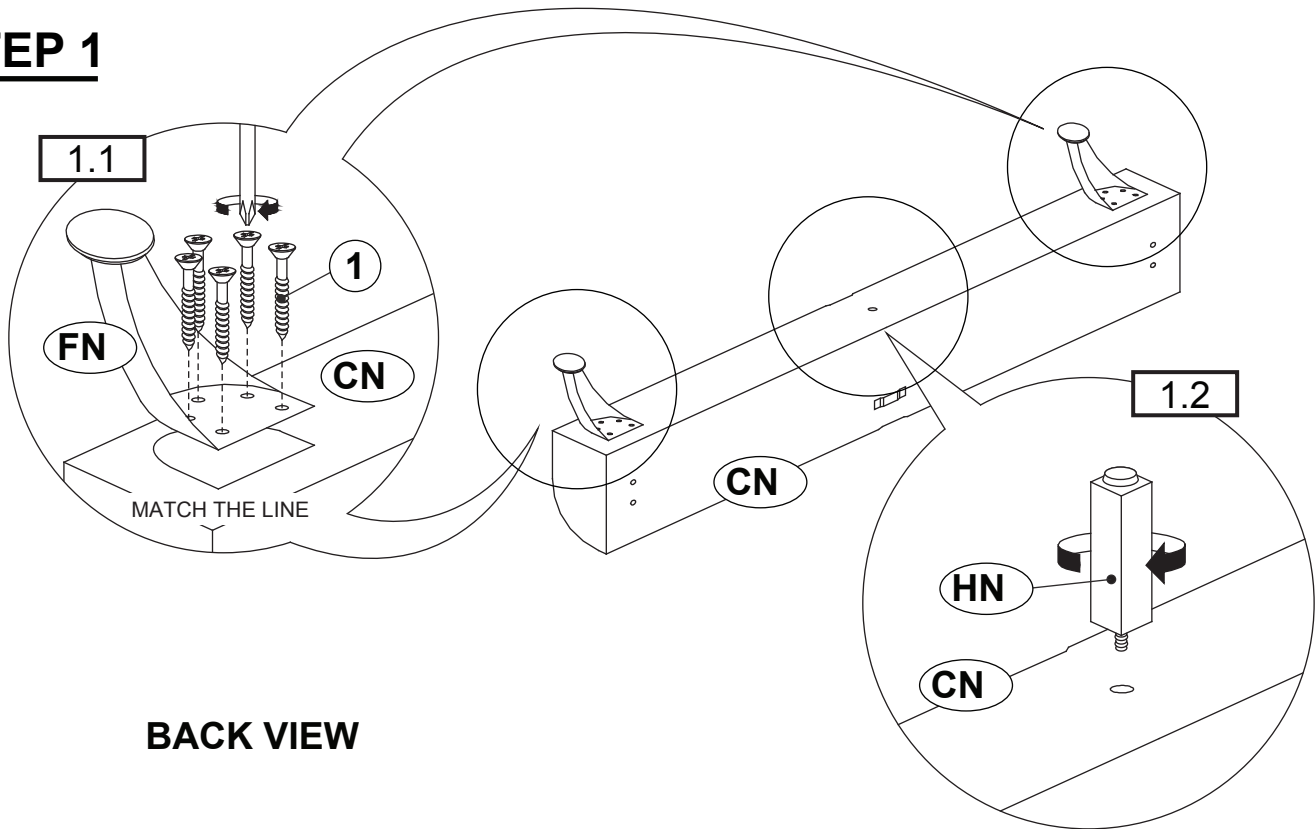
## NOTE:

Phillips head screw driver is required in the assembly process; however, manufacturer does not provided this item.

# ITEM: 300350KW (B1-B3)

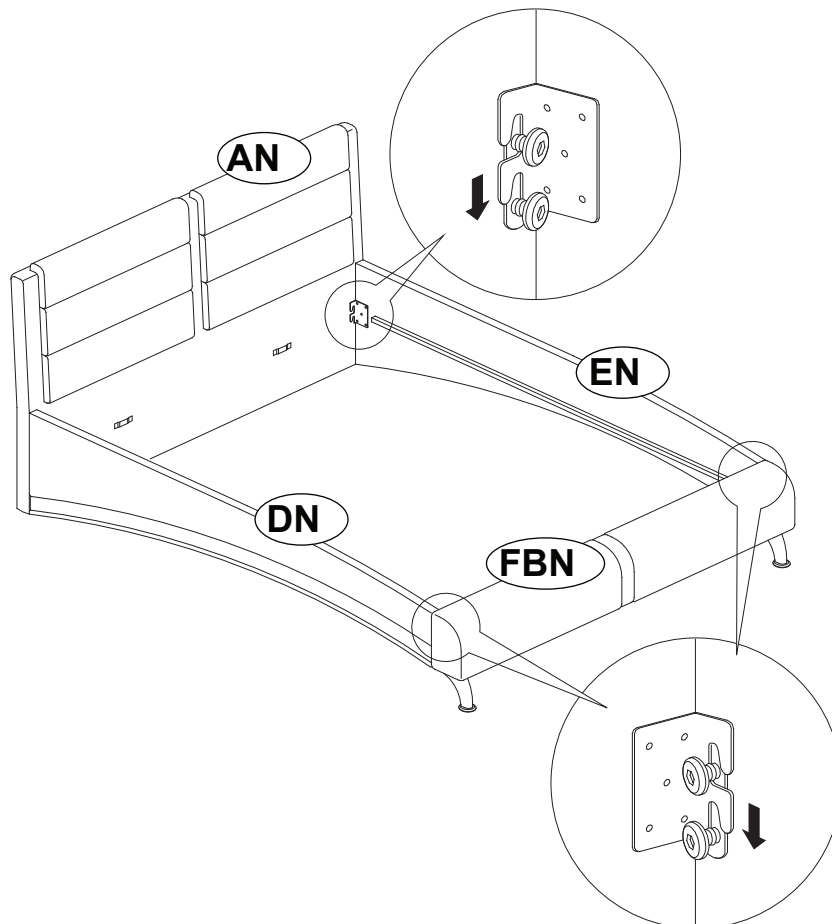
## ASSEMBLY INSTRUCTIONS

### STEP 1



**BACK VIEW**

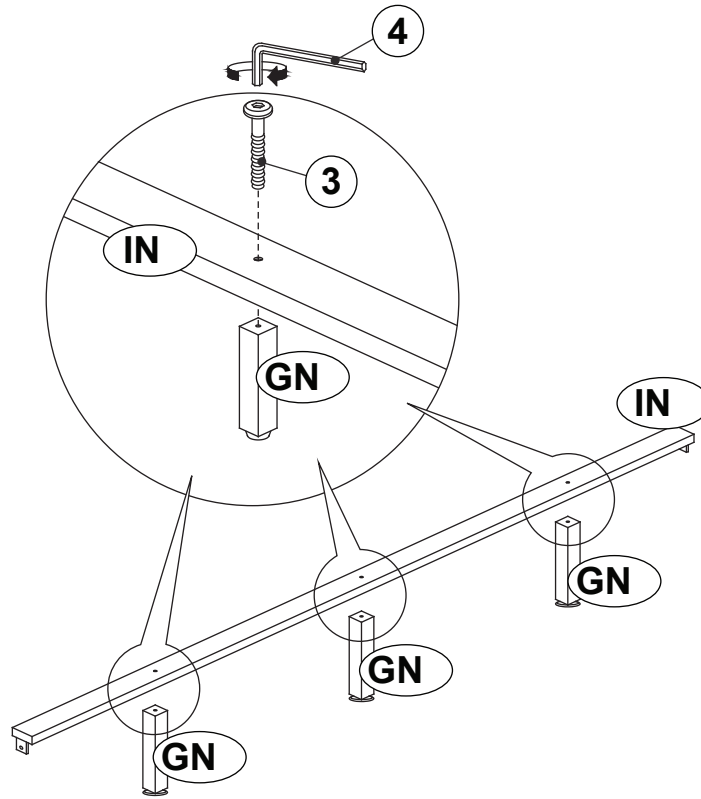
### STEP 2



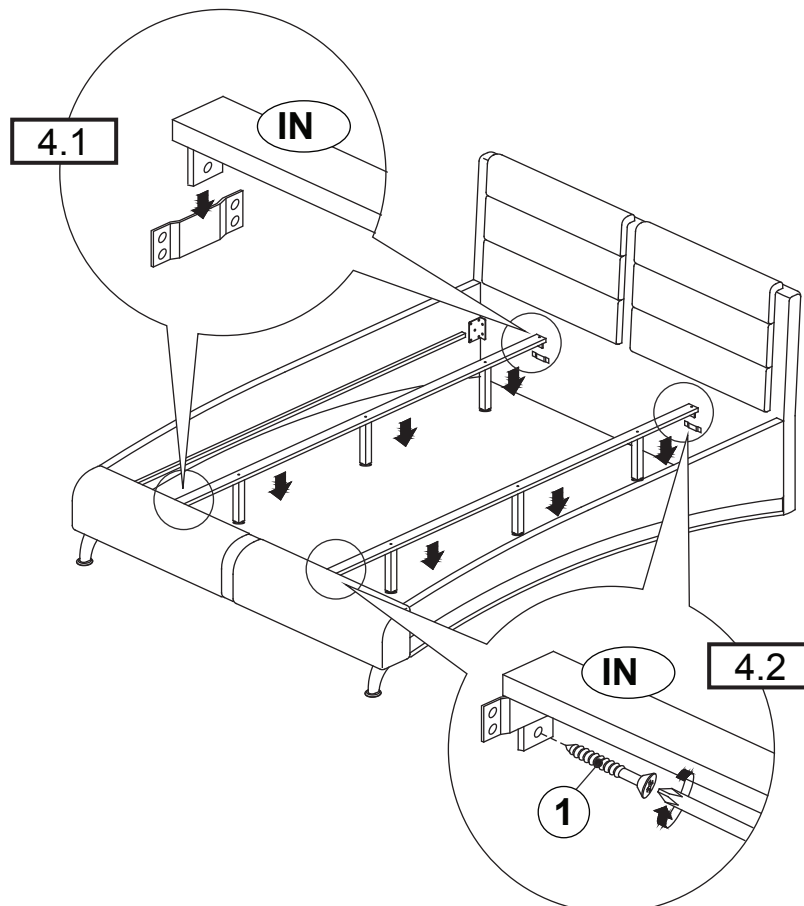
# ITEM: 300350KW (B1-B3)

## ASSEMBLY INSTRUCTIONS

### STEP 3



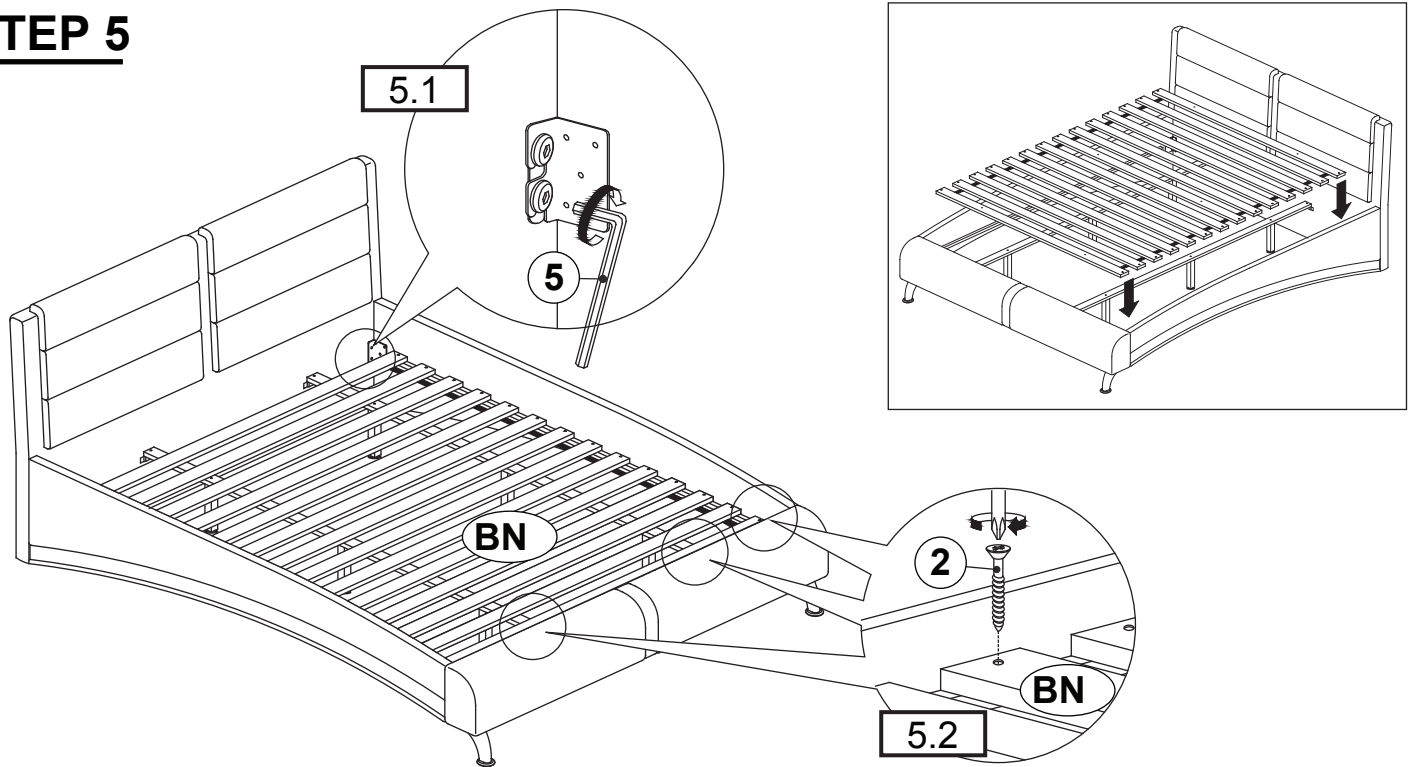
### STEP 4



# ITEM: 300350KW (B1-B3)

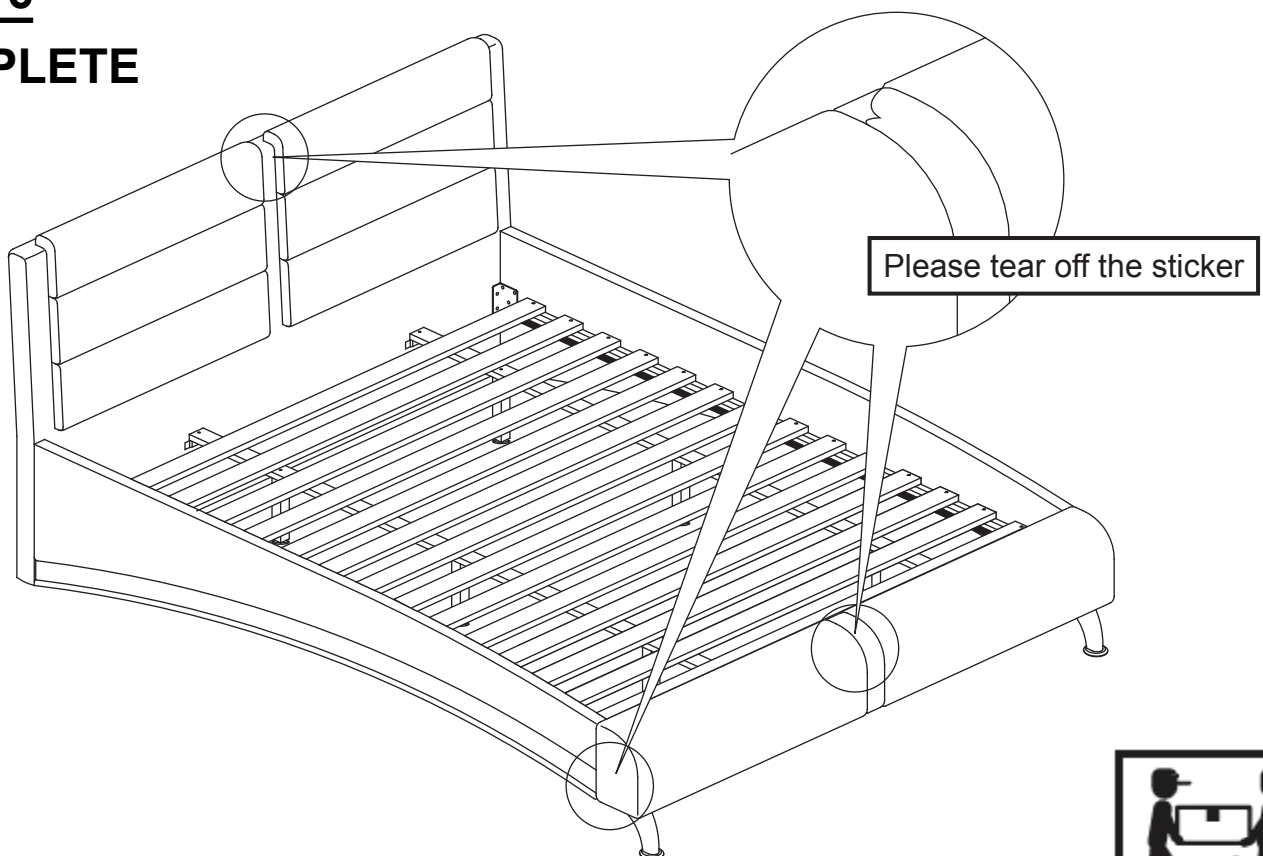
## ASSEMBLY INSTRUCTIONS

### STEP 5

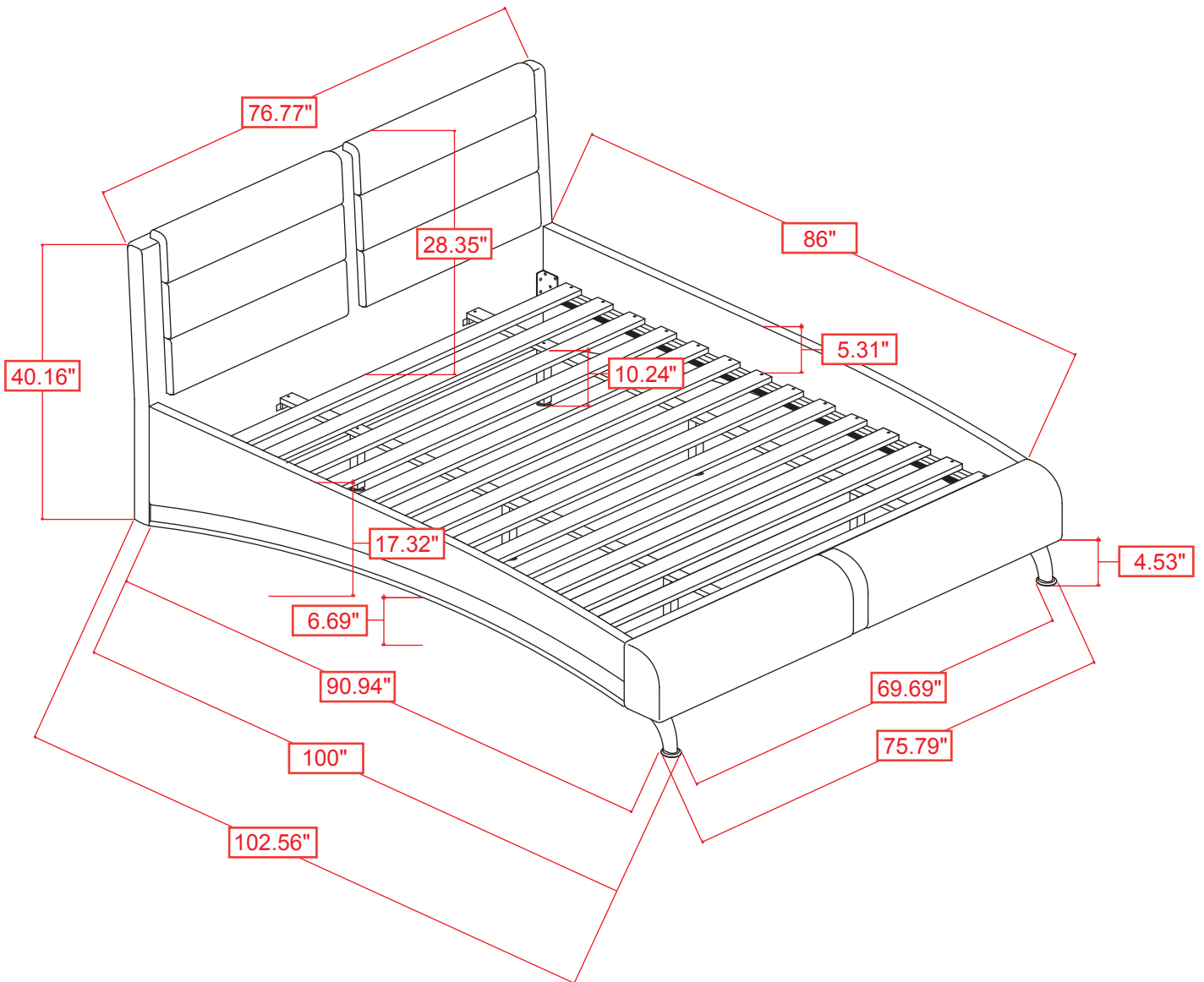


### STEP 6

### COMPLETE



# ITEM: 300350KW (B1-B3)



Note : Dimension tolerance  $\pm 5\%$