

ASSEMBLY INSTRUCTIONS
COASTER FINE FURNITURE



Fine Furniture for every stage of life

300515Q(B1&B2)
Queen Bed

ITEM: 300515Q(B1&B2)

ASSEMBLY INSTRUCTIONS


ASSEMBLY TIPS:

1. Remove hardware from box and sort by size.
2. Please check to see that all hardware and parts are present prior to start of assembly.
3. Please follow attached instructions in the same sequence as numbered to assure fast & easy assembly.



WARNING!

1. Don't attempt to repair or modify parts that are broken or defective. Please contact the store immediately.
2. This product is for home use only and not intended for commercial establishments.



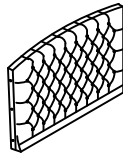
ASSEMBLY TIME

15 MINUTES

PARTS IDENTIFICATION

B1(BOX1)

AV HEADBOARD PANEL



1PC

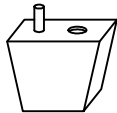
CV RIGHT EAR PANEL



1PC

B2(BOX2)

DV FOOTBOARD LEG



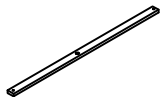
2PCS

FV RIGHT BED RAIL



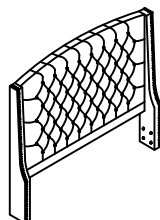
1PC

HV BED SLAT



4PCS

HBV 300515Q(B1)
FROM BOX1
HEADBOARD
COMPLETE



1PC

BV LEFT EAR PANEL



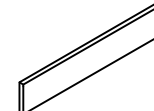
1PC

EV LEFT BED RAIL




1PC

GV FOOTBOARD PANEL



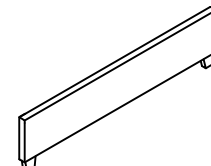
1PC

IV BED SLAT SUPPORT
WITH LEVELER



4PCS

FBV 300515Q(B2)
FROM BOX2
FOOTBOARD
COMPLETE



1PC

ITEM: 300515Q(B1&B2)

ASSEMBLY INSTRUCTIONS

ASSEMBLY TIPS:

1. Remove hardware from box and sort by size.
2. Please check to see that all hardware and parts are present prior to start of assembly.
3. Please follow attached instructions in the same sequence as numbered to assure fast & easy assembly.






WARNING!





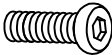

1. Don't attempt to repair or modify parts that are broken or defective. Please contact the store immediately.
2. This product is for home use only and not intended for commercial establishments.

HARDWARE IDENTIFICATION

Z-B1(BOX1)-HARDWARE PACK IS LOCATED IN 300515Q(B1)

1	ALLEN WRENCH (5MM-RBW)		1PC	2	FLAT WASHER (Ø5/16" -RBW)		6PCS
3	BOLT (Ø5/16"x 50mm-RBW)		6PCS				

Z-B2(BOX2)-HARDWARE PACK IS LOCATED IN 300515Q(B2)

4	ALLEN WRENCH (5MM-RBW)		1PC	5	FLAT WASHER (Ø5/16" -RBW)		22PCS
6	LONG BOLT (Ø5/16"x 70mm-RBW)		10PCS	7	FOOTBOARD CORNER BRACKET (150mmX45mmX45mmX2mm-RBW)		2PCS
8	SHORT BOLT (Ø5/16"x 25mm-RBW)		12PCS	9	FLAT HEAD SCREW (m4x30mm-RBW)		8PCS

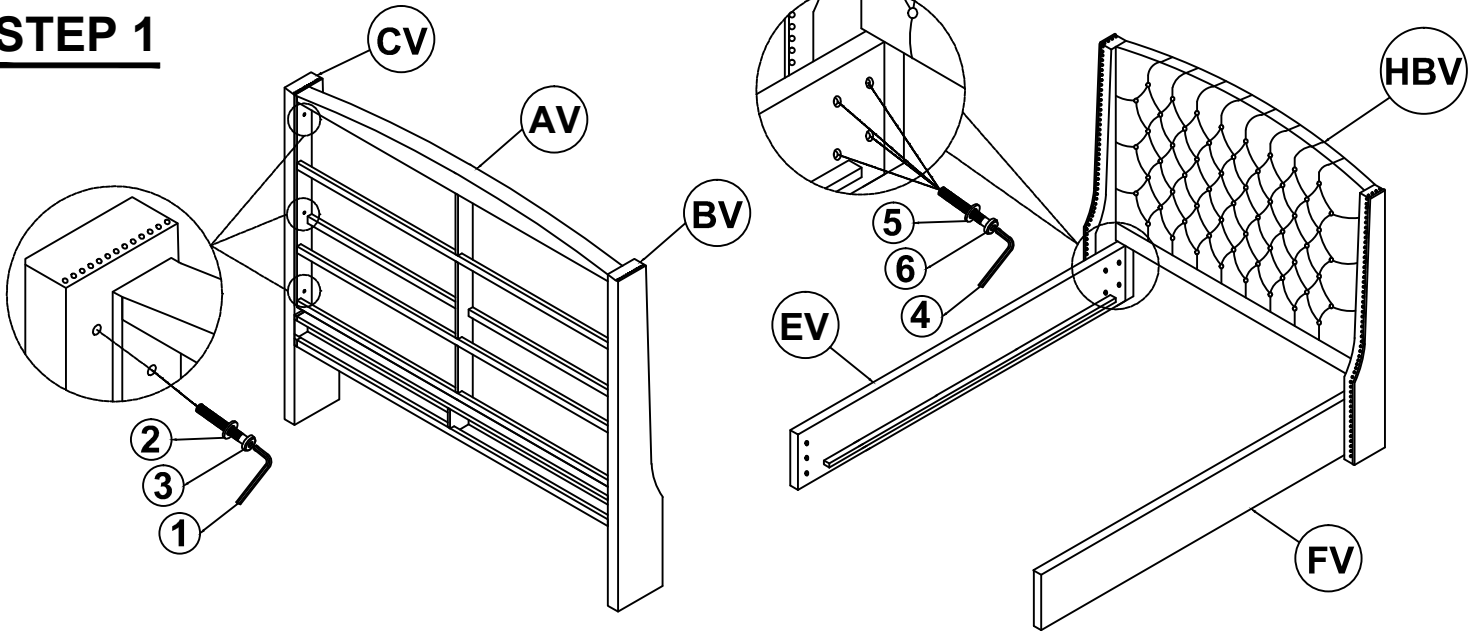
NOTE:

Phillips head screw driver is required in the assembly process; however, manufacturer does not provide this item.

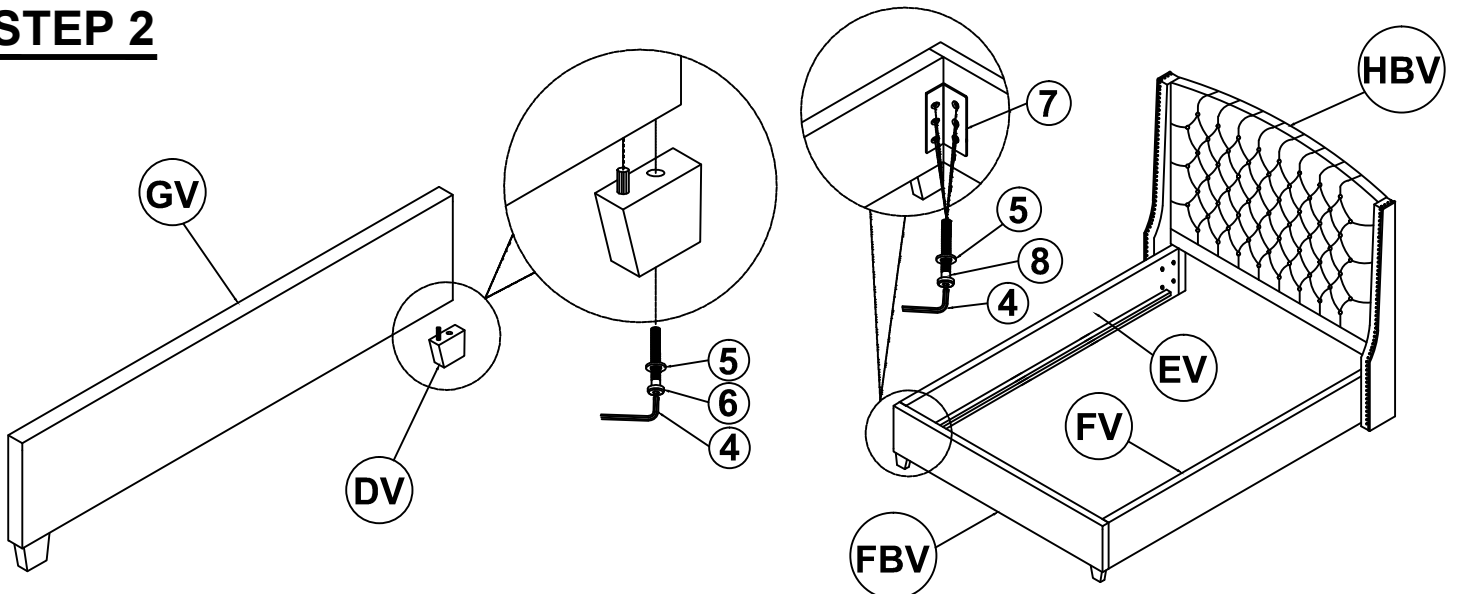
ITEM: 300515Q(B1&B2)

ASSEMBLY INSTRUCTIONS

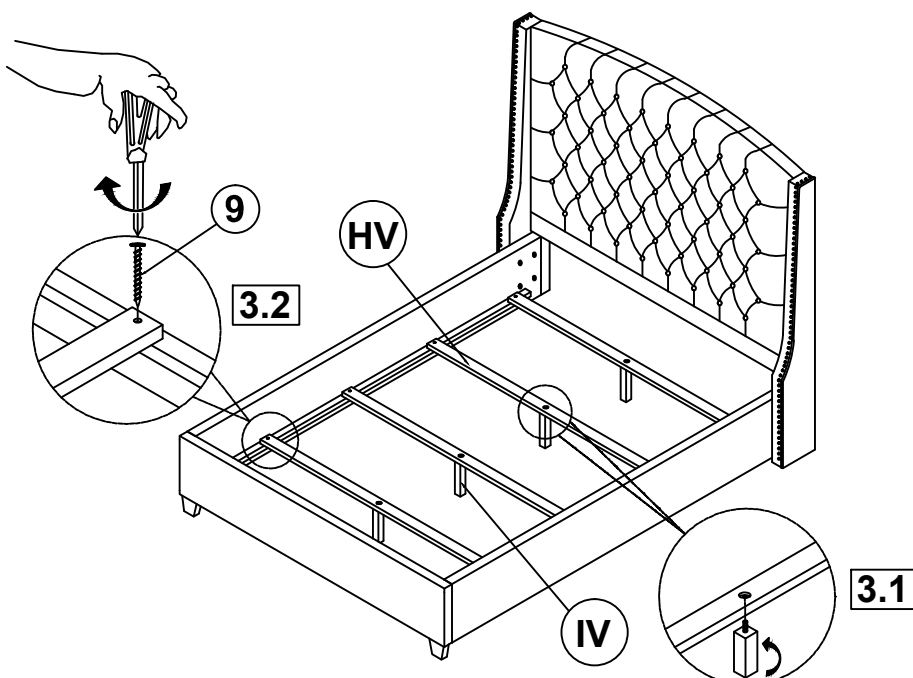
STEP 1




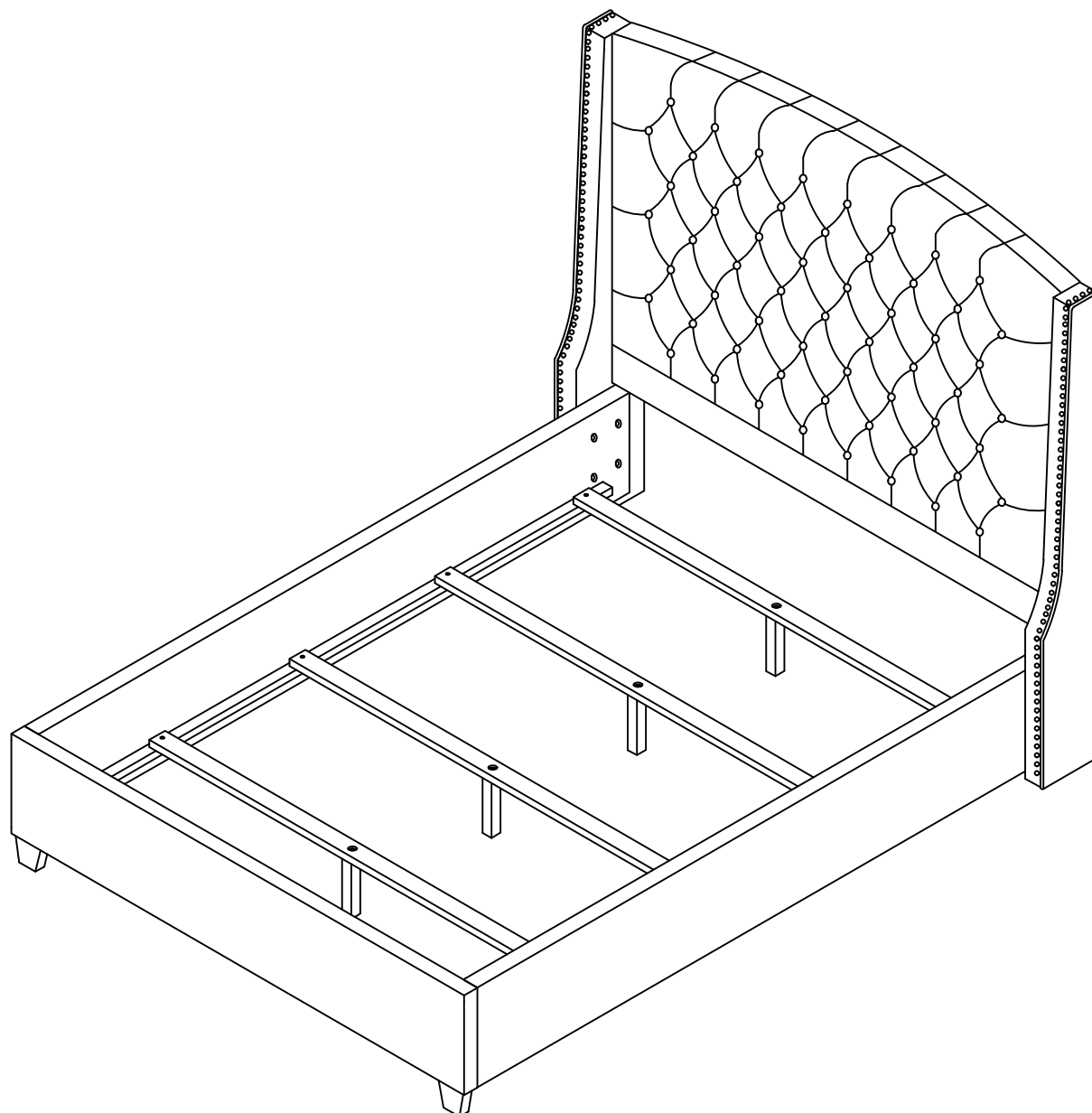
STEP 2



STEP 3



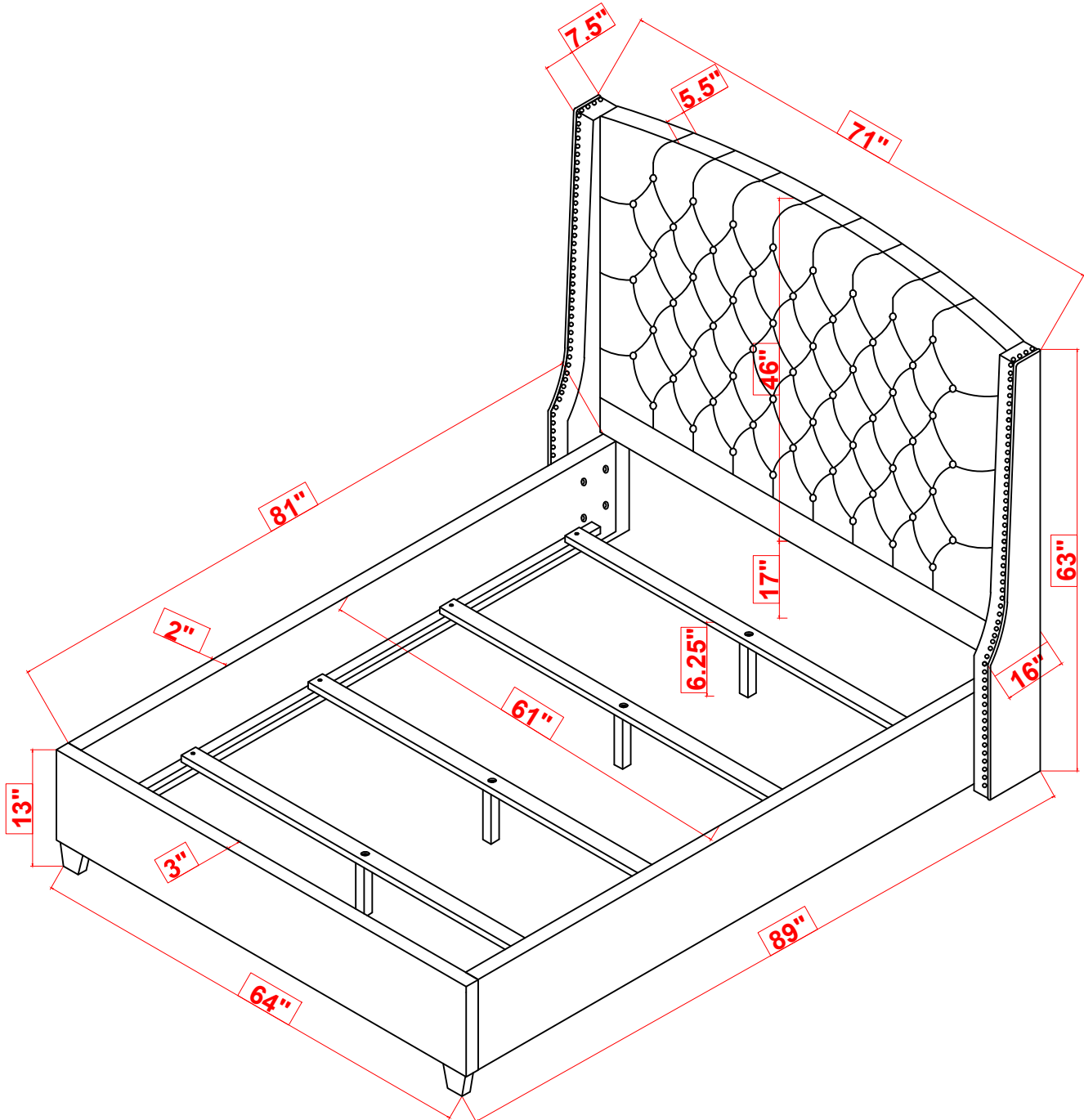
ITEM: **300515Q(B1&B2)**
ASSEMBLY INSTRUCTIONS
STEP 4
COMPLETE



ITEM:300515Q(B1&B2)

COASTER
FINE FURNITURE

INNER SIZE:81"X61"



NOTE:Dimension tolerance \pm 5%

COASTERFURNITURE.COM