

ASSEMBLY INSTRUCTIONS
COASTER FINE FURNITURE



Fine Furniture for every stage of life

300621KW(B1&B2)
California King Bed

ITEM: 300621KW(B1&B2)

ASSEMBLY INSTRUCTIONS

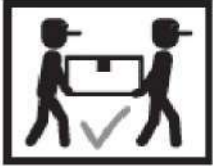
ASSEMBLY TIPS:

1. Remove hardware from box and sort by size.
2. Please check to see that all hardware and parts are present prior to start of assembly.
3. Please follow attached instructions in the same sequence as numbered to assure fast & easy assembly.



WARNING!

1. Don't attempt to repair or modify parts that are broken or defective. Please contact the store immediately.
2. This product is for home use only and not intended for commercial establishments.



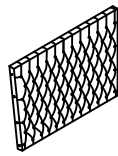
ASSEMBLY TIME

15 MINUTES

PARTS IDENTIFICATION

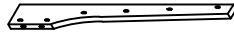
B1(BOX1)

AV HEADBOARD PANEL



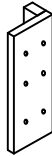
1PC

CV RIGHT HEADBOARD LEG



1PC

EV RIGHT METAL CLEAT



1PC

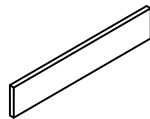
B2(BOX2)

FV FOOTBOARD LEG



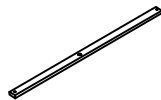
2PCS

HV FOOTBOARD PANEL



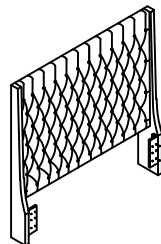
1PC

JV BED SLAT



5PCS

300621KW(B1)
HBV FROM BOX1
HEADBOARD
COMPLETE



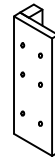
1PC

BV LEFT HEADBOARD LEG



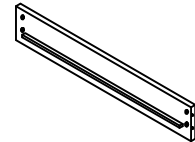
1PC

DV LEFT METAL CLEAT




1PC

GV BED RAIL



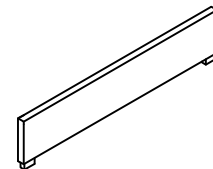
2PCS

IV BED SLAT SUPPORT
WITH LEVELER



10PCS

300621KW(B2)
FBV FROM BOX2
FOOTBOARD
COMPLETE



1PC

ITEM: 300621KW(B1&B2)

ASSEMBLY INSTRUCTIONS

ASSEMBLY TIPS:

1. Remove hardware from box and sort by size.
2. Please check to see that all hardware and parts are present prior to start of assembly.
3. Please follow attached instructions in the same sequence as numbered to assure fast & easy assembly.







WARNING!










1. Don't attempt to repair or modify parts that are broken or defective. Please contact the store immediately.
2. This product is for home use only and not intended for commercial establishments.

HARDWARE IDENTIFICATION

Z-B1(BOX1)-HARDWARE PACK IS LOCATED IN 300621KW(B1)

1	ALLEN WRENCH (5MM-RBW)		1PC	2	FLAT WASHER (Ø 5/16 "-RBW)		18PCS
3	BOLT (Ø 5/16 "X50mm-RBW)		18PCS	4	LOCK WASHER (Ø 5/16 "-RBW)		18PCS

Z-B2(BOX2)-HARDWARE PACK IS LOCATED IN 300621KW(B2)

5	ALLEN WRENCH (5MM-RBW)		1PC	6	FLAT WASHER (Ø 5/16 "-RBW)		4PCS
7	BOLT (Ø 5/16 "X50mm-RBW)		4PCS	8	THREADED BOLT (Ø 5/16 "X90mm-RBW)		8PCS
9	LOCK WASHER (Ø 5/16 "-RBW)		4PCS	10	HEX NUT (16mmx13mmx13-RBW)		8PCS
11	WRENCH (14MM-RBW)		1PC	12	FLAT HEAD SCREW (m4x30mm-RBW)		10PCS
13	U-SQUARE WASHER (36mmx15mmx11mm-RBW)		8PCS				

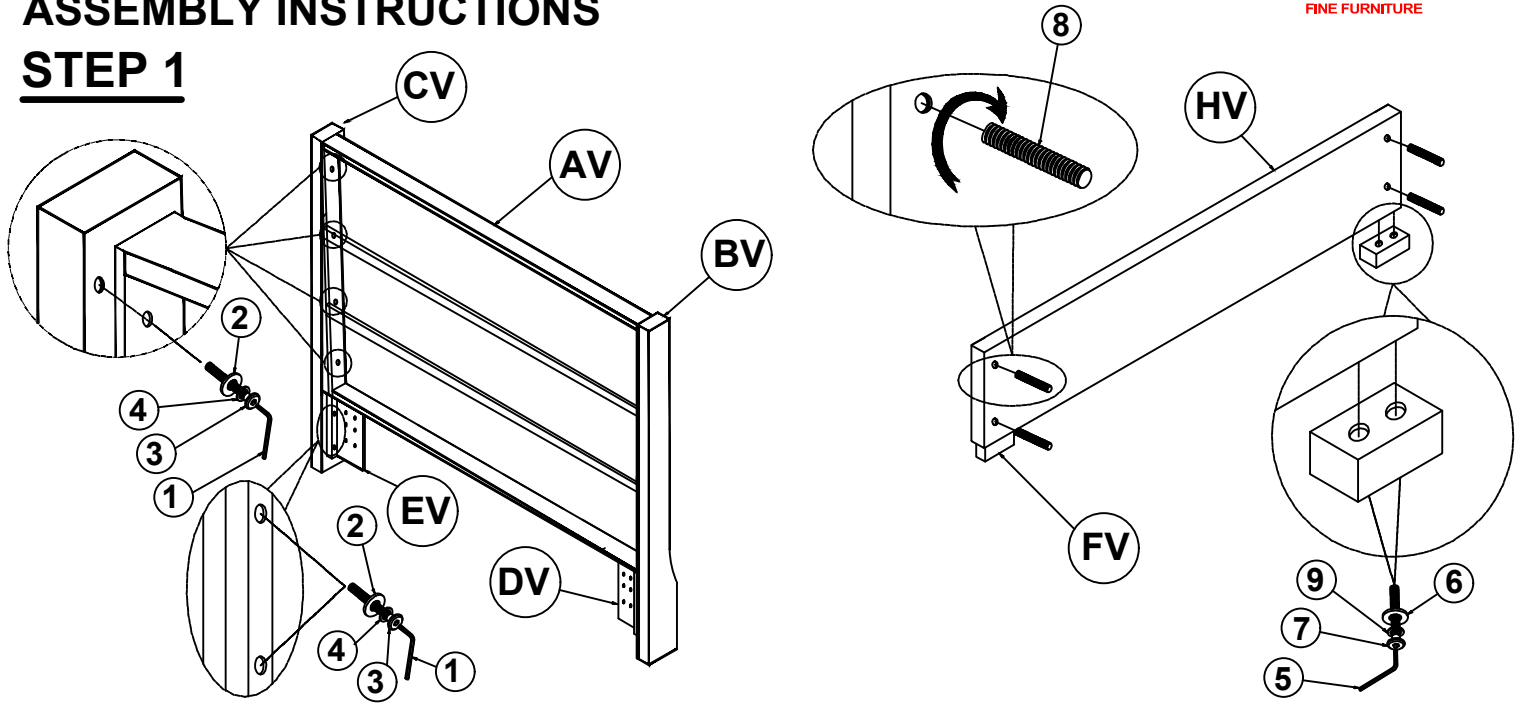
NOTE:

Phillips hed screw driver is required in the assemply process; however, manufacturer does not provide this item.

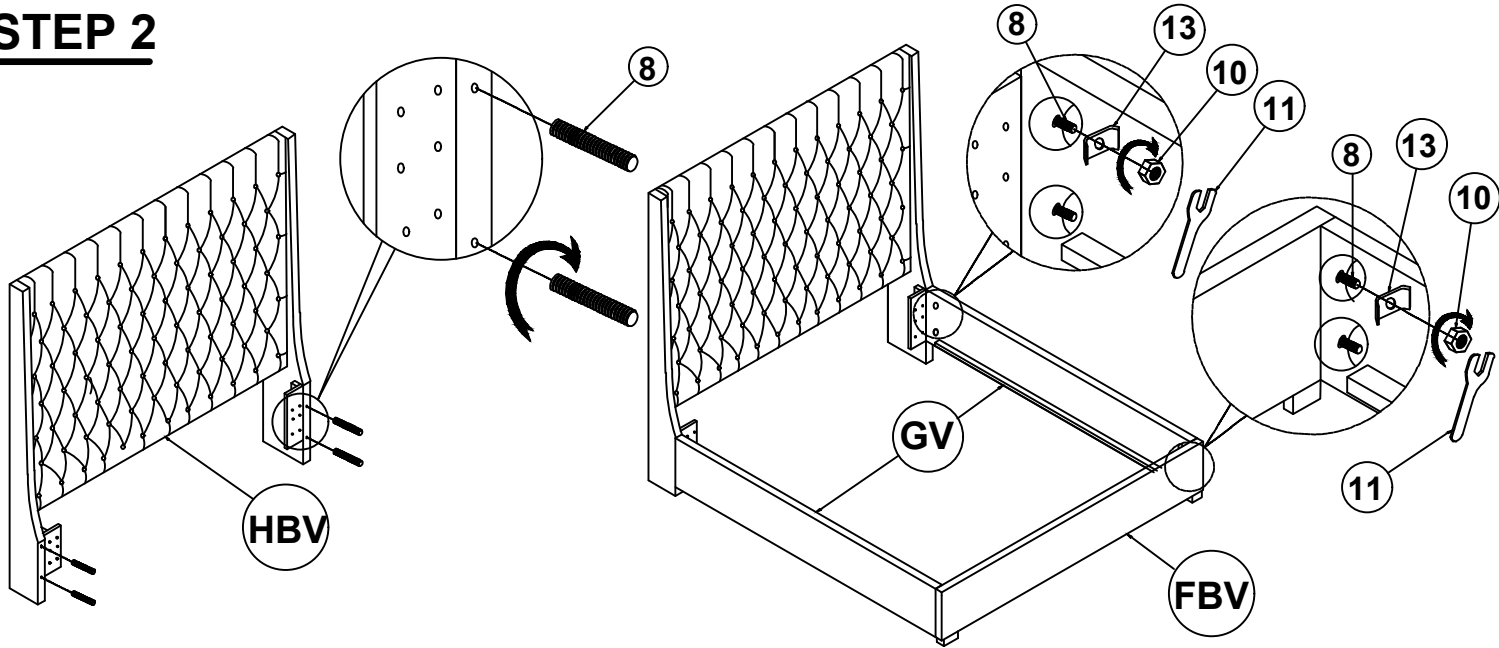
ITEM: 300621KW(B1&B2)

ASSEMBLY INSTRUCTIONS

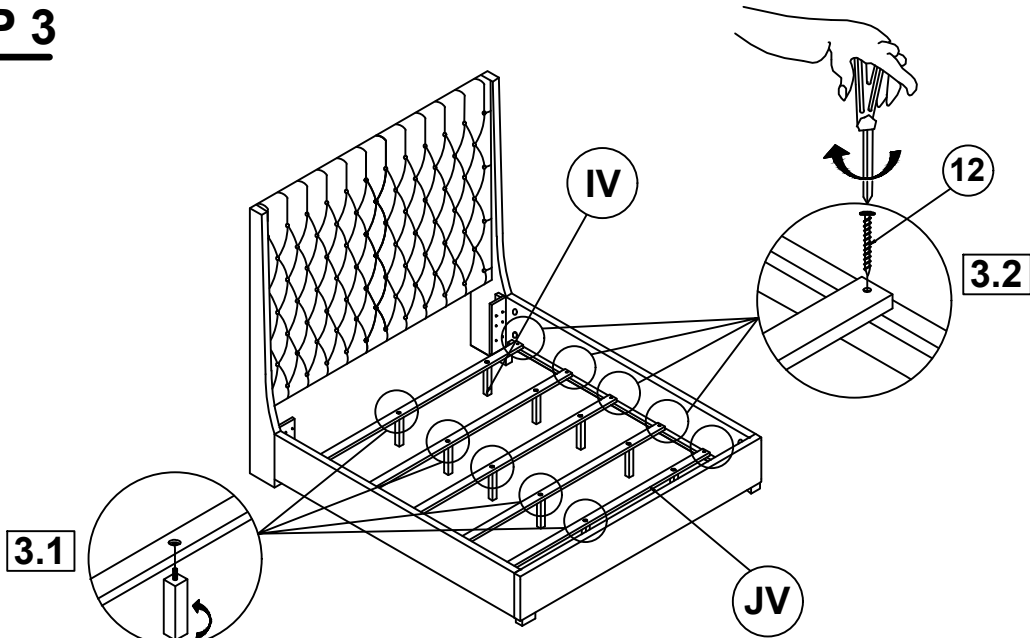
STEP 1



STEP 2



STEP 3




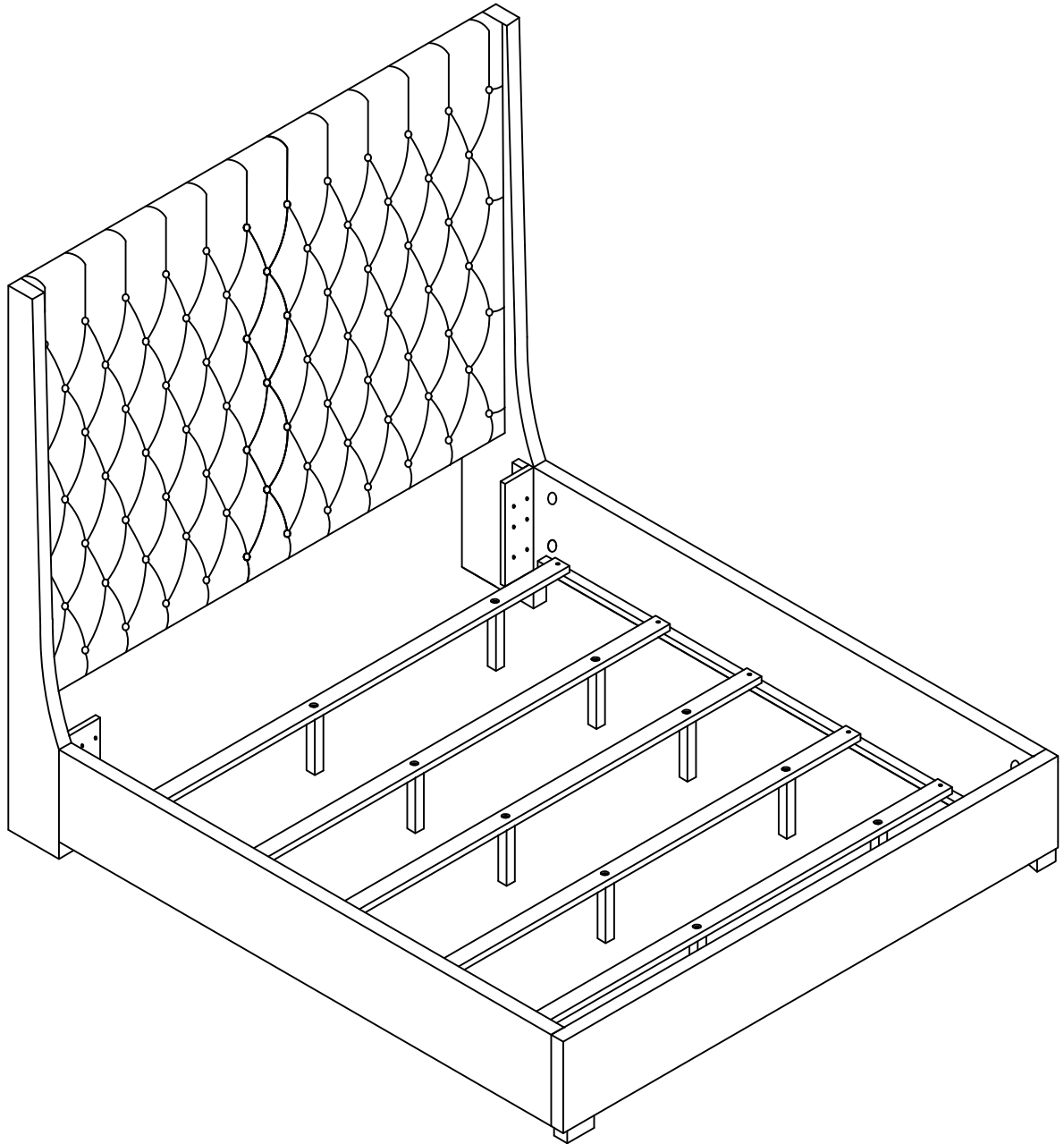
ITEM: **300621KW(B1&B2)**

ASSEMBLY INSTRUCTIONS

STEP 4

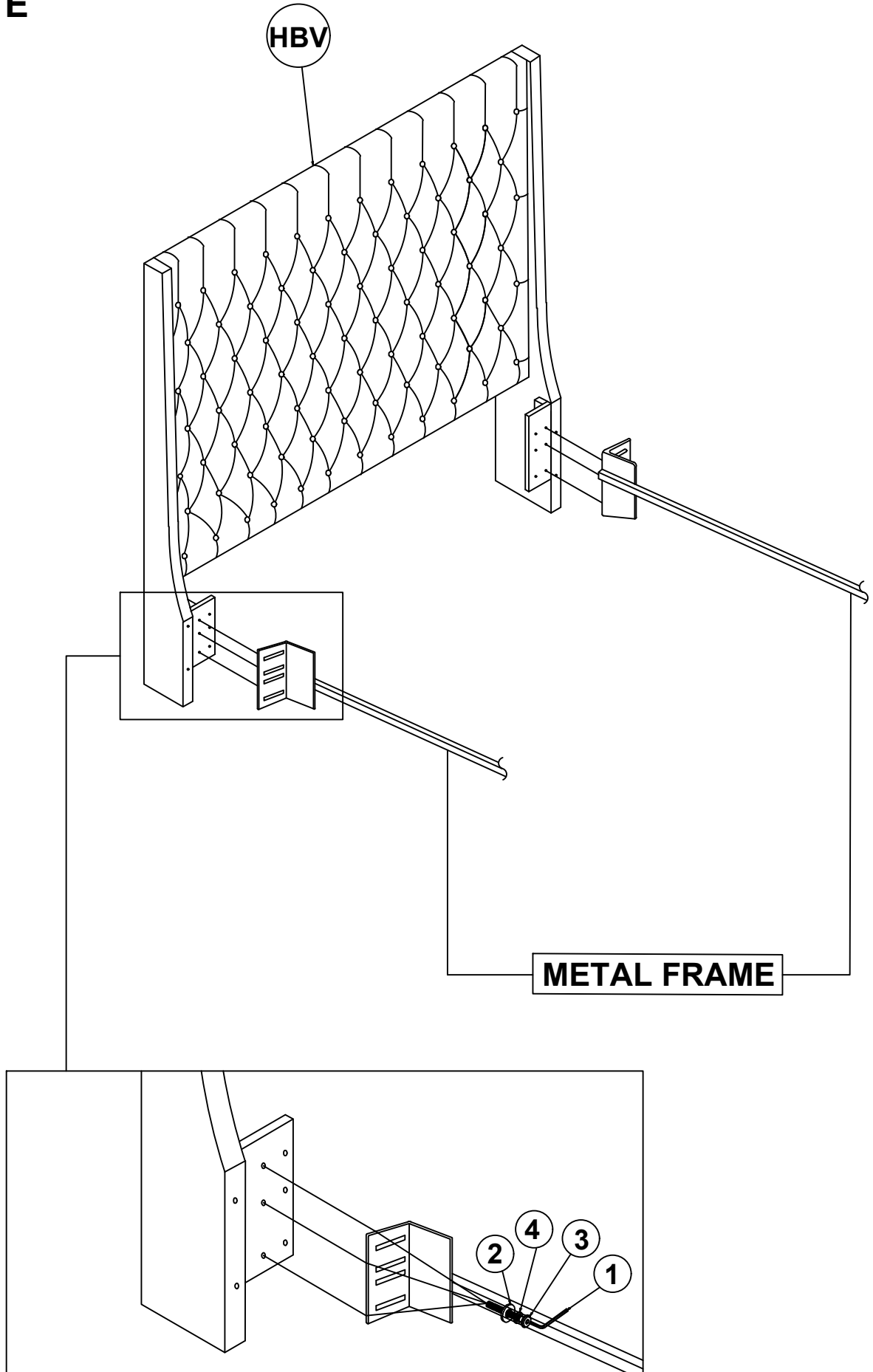
COMPLETE

COASTER[®]
FINE FURNITURE



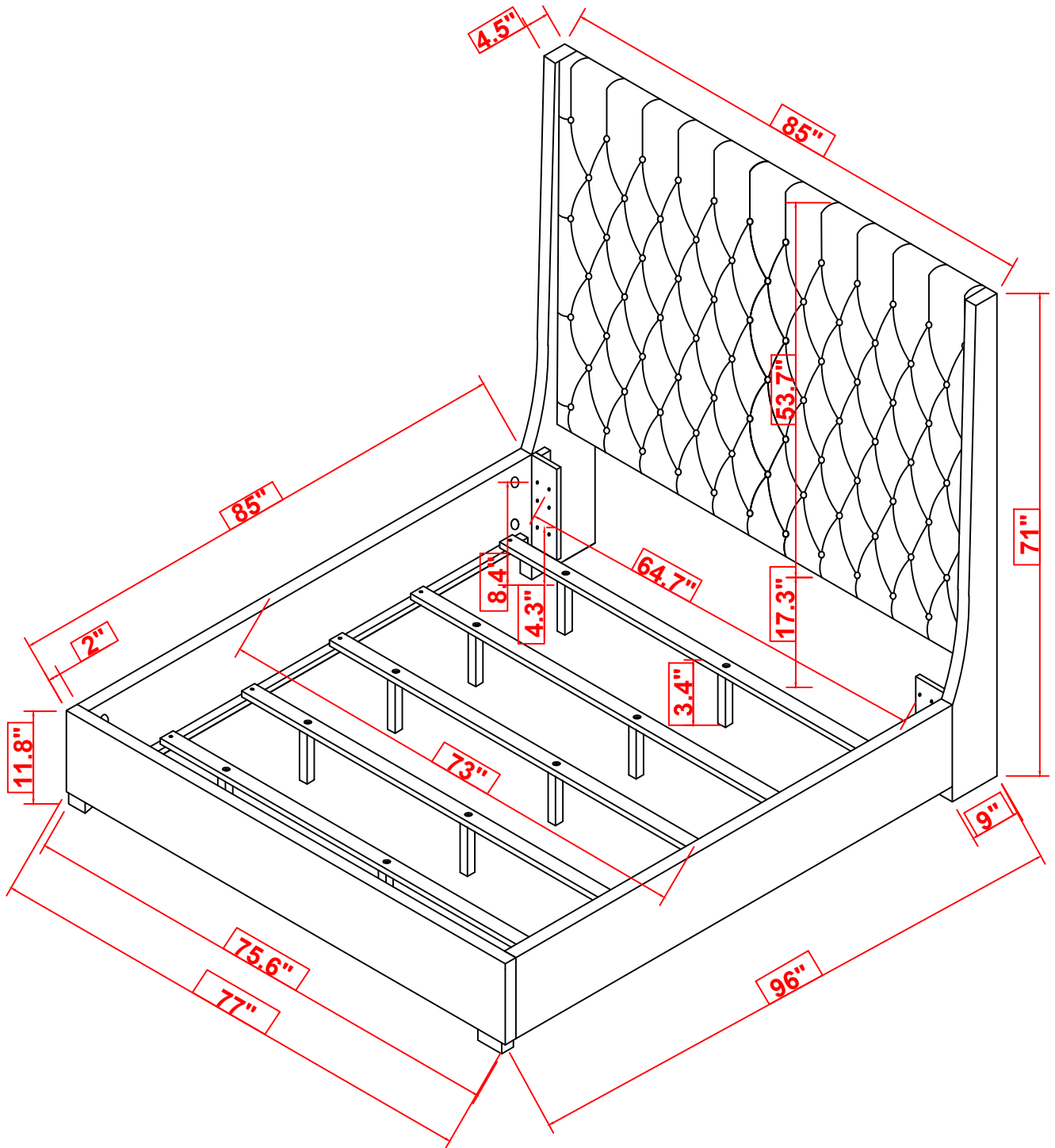
ITEM: 300621KW(B1&B2)

ASSEMBLY HEADBOARD TO METAL FRAME COMPLETE



ITEM: 300621KW(B1&B2)

INNER SIZE: 85"X73"



NOTE: Dimension tolerance $\pm 5\%$