



*Fine Furniture for every stage of life*

**508682**  
**LOVESEAT**

REVISION 0 : 08/01/2018  
REVISION 1 : 05/18/2019  
REVISION 2 : 05/08/2020

ITEM :508682



# ASSEMBLY INSTRUCTIONS

## ASSEMBLY TIPS:

- 1.Remove hardware from box and sort by size.
- 2.Please check to see that all hardware and parts are present prior to start of assembly.
- 3.Please follow attached instructions in the same sequence as numbered to assure fast & easy assembly.



### WARNING !

- 1.Don't attempt to repair or modify parts that are broken or defective. Please contact the store immediately.
- 2.This product is for home uses only and not intended for commercial establishments.



ASSEMBLY TIME 20 MINUTES

## PARTS IDENTIFICATION

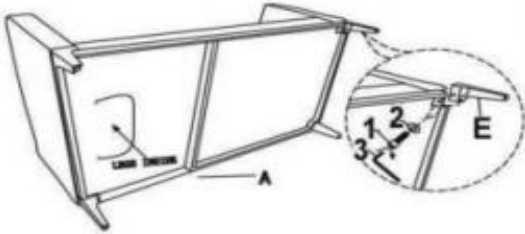
## HARDWARE IDENTIFICATION

A		LOVESEAT	1PC
B		BACK COUSHION	2 PCS
C		SEAT COUSHION	2 PCS
D		PATTERNED PILLOW	2 PCS
E		LEGS	4 PCS

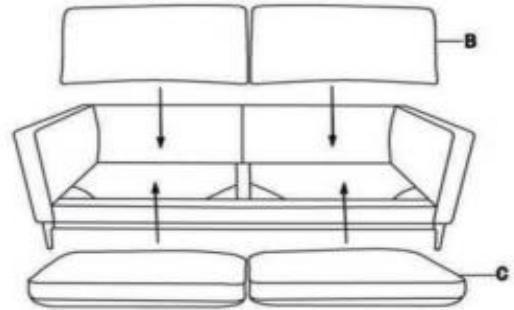
1	BOLT (M8 x 20MM-BLK)		8PCS
2	FLAT WSAHER (M8-BLK)		8PCS
3	ALLEN WARENCH (6#-BLK)		1PC

# ASSEMBLY INSTRUCTIONS

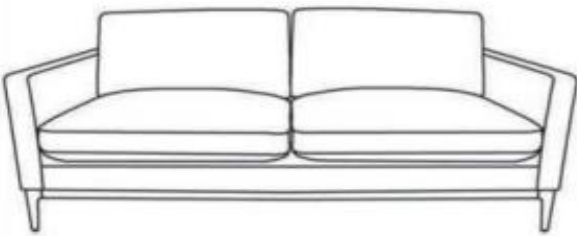
## STEP1





## STEP2



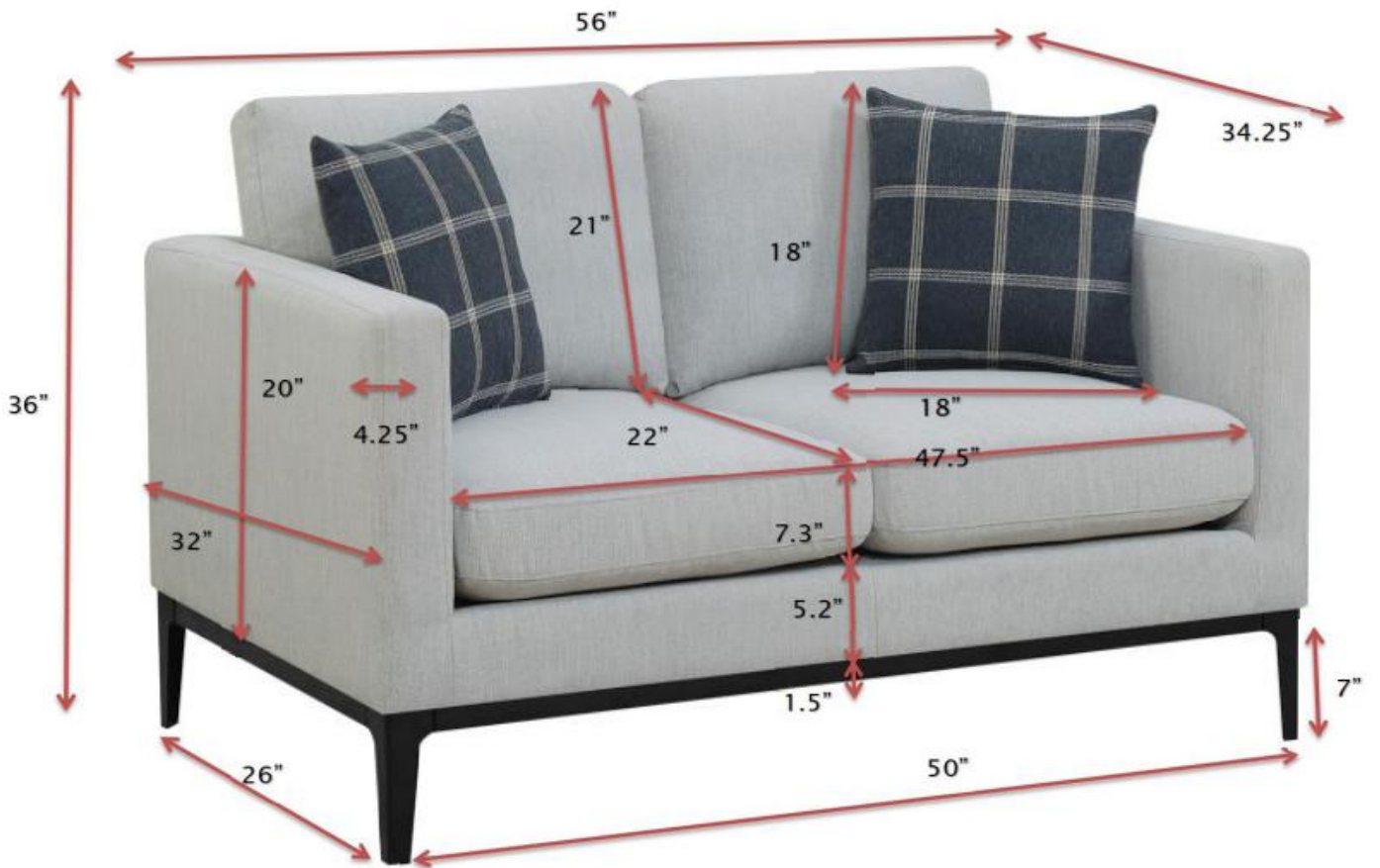
## STEP3



## STEP4



**ITEM:508682**



**Note : Dimension tolerance  $\pm 5\%$**