



Fine Furniture for every stage of life

508683
CHAIR

REVISION 0 : 08/01/2018
REVISION 1 : 05/18/2019
REVISION 2 : 05/08/2020

ITEM :508683



ASSEMBLY INSTRUCTIONS

ASSEMBLY TIPS:

- 1.Remove hardware from box and sort by size.
- 2.Please check to see that all hardware and parts are present prior to start of assembly.
- 3.Please follow attached instructions in the same sequence as numbered to assure fast & easy assembly.



WARNING !

- 1.Don't attempt to repair or modify parts that are broken or defective. Please contact the store immediately.
- 2.This product is for home uses only and not intended for commercial establishments.



ASSEMBLY TIME 20 MINUTES

PARTS IDENTIFICATION

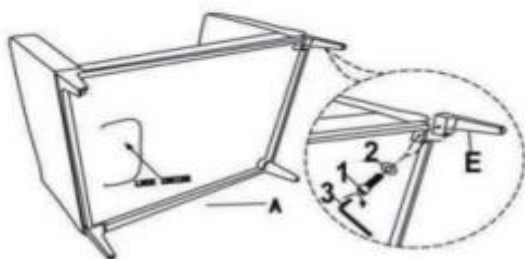
HARDWARE IDENTIFICATION

A		CHAIR	1PC
B		BACK COUSHION	1PC
C		SEAT COUSHION	1PC
D		PATTERNED PILLOW	1PC
E		LEGS	4 PCS

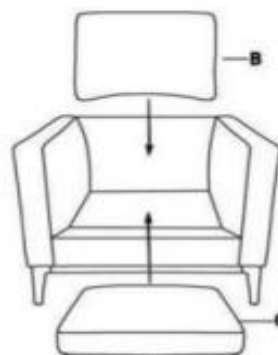
1	BOLT (M8 x 20MM-BLK)		8PCS
2	FLAT WSAHER (M8-BLK)		8PCS
3	ALLEN WARENCH (6#-BLK)		1PC

ASSEMBLY INSTRUCTIONS


STEP1





STEP2



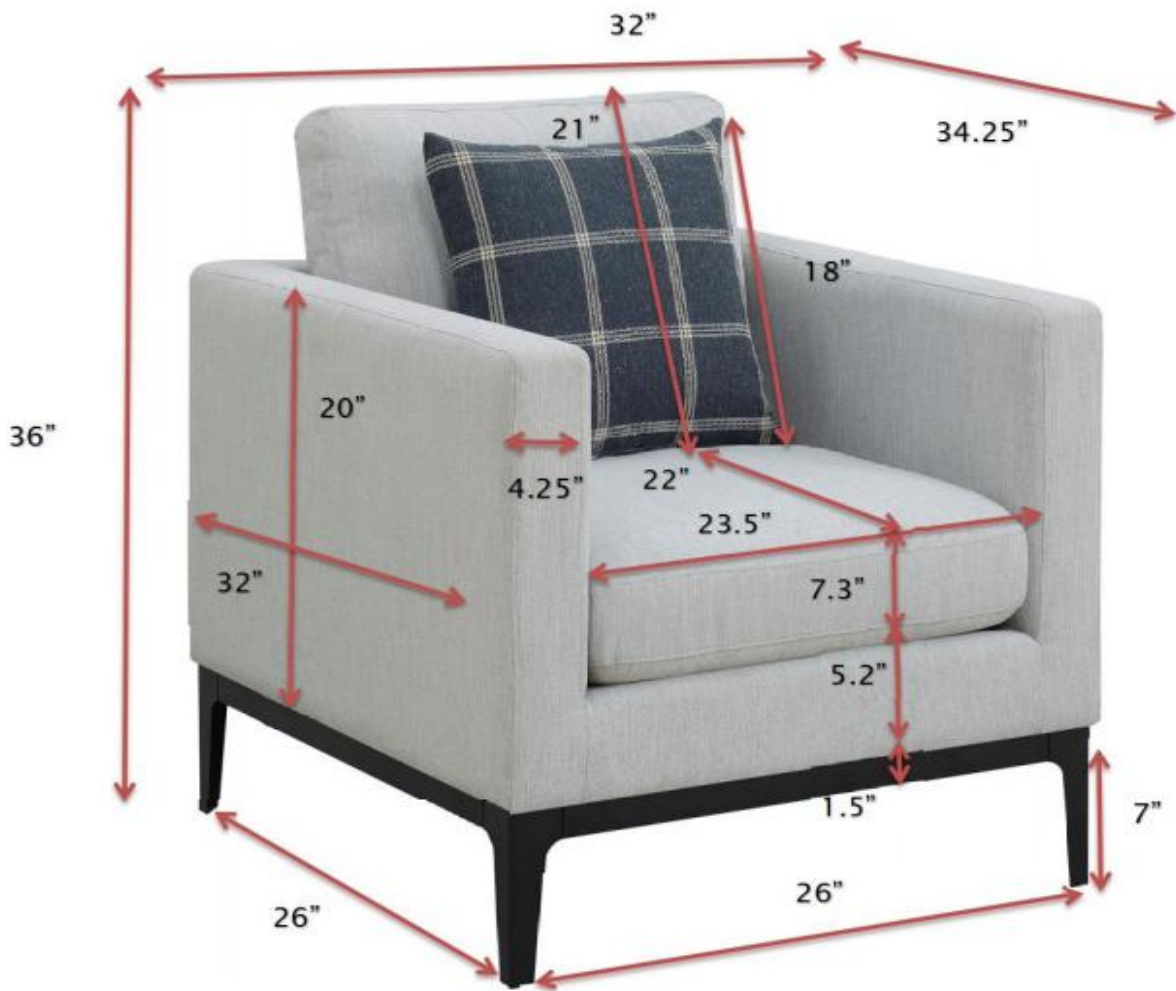
STEP3



STEP4



ITEM:508683



Note : Dimension tolerance $\pm 5\%$