



*ASSEMBLY INSTRUCTIONS  
COASTER FINE FURNITURE*



602263  
GLIDER RECLINER

REVISION 0 : 05/17/2019  
REVISION 1 : 01/09/2020

COASTERFURNITURE.COM

ITEM: 602263

ASSEMBLY INSTRUCTIONS



Assembly Instruction


ASSEMBLY TIPS :

- 1. Remove hardware from box and sort by size.
- 2. Please check to see that all hardware and parts are present prior to start of assembly.
- 3. Please follow attached instructions in the same sequence as numbered to assure fast & easy assembly.



Warning !

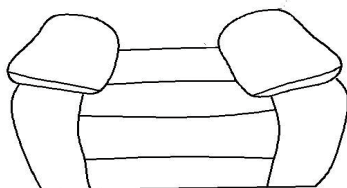
- 1. Do not attempt to repair or modify parts that are broken or defective. Please contact the store immediately.
- 2. This product is for home use only and intended for commercial establishment.



ASSEMBLY TIME PER UNIT: 10 MINUTES

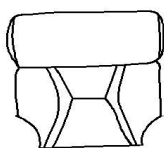
PARTS IDENTIFICATION

A



BASE 1PC

B



BACK 1PC

C



LEFT EAR 1PC

D



RIGHT EAR 1PC

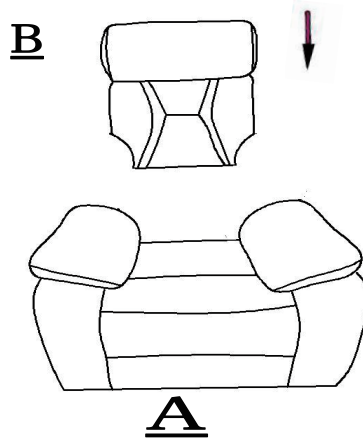
COASTERFURNITURE.COM

ITEM: 602263

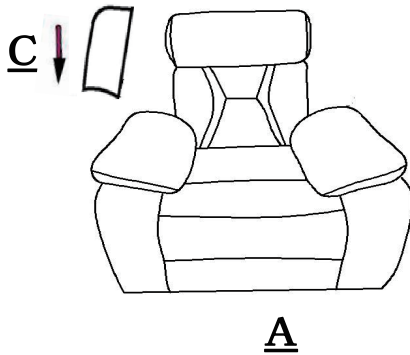
ASSEMBLY INSTRUCTIONS





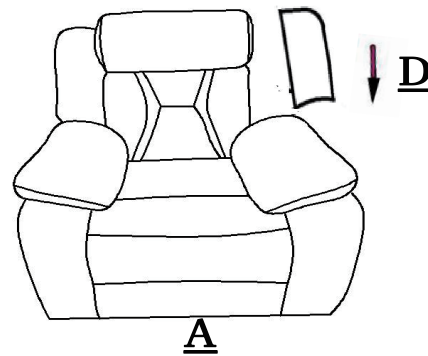
STEP 1



STEP 2



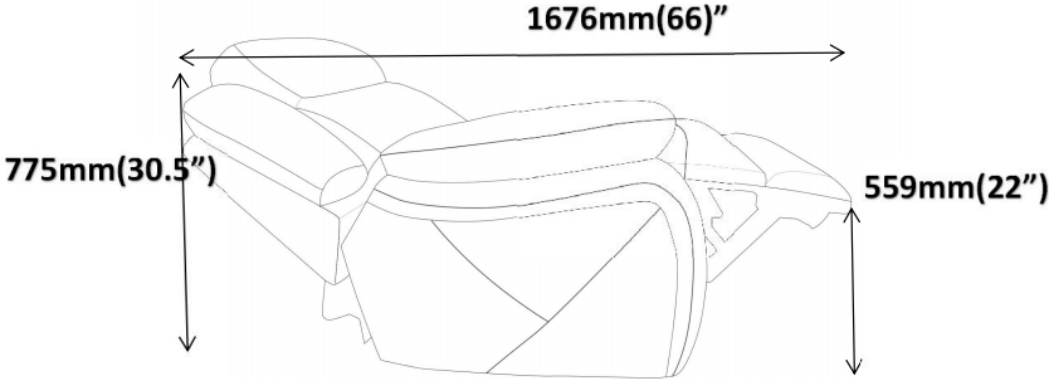
STEP 3



COASTERFURNITURE.COM

ITEM: 602263

ASSEMBLY INSTRUCTIONS



Note : Dimension tolerance  $\pm 5\%$