

ASSEMBLY INSTRUCTIONS
COASTER FINE FURNITURE



Fine Furniture for every stage of life

506251
SOFA

ITEM : 506251

ASSEMBLY INSTRUCTIONS




ASSEMBLY TIPS:

- 1.Remove hardware from box and sort by size.
- 2.Please check to see that all hardware and parts are present prior to start of assembly.
- 3.Please follow attached instruction in the same sequence as numbered to assure fast & easy assembly.



WARNING!

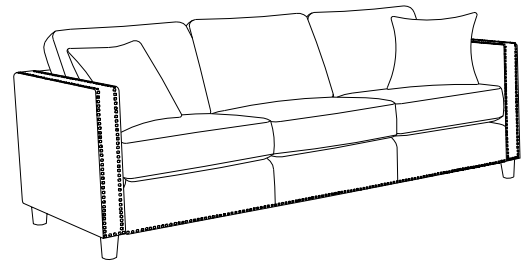
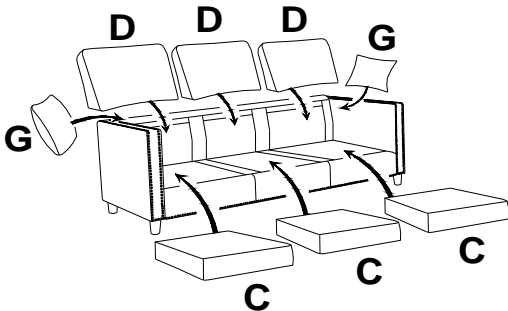
- 1.Don't attempt to repair or modify parts that are broken or defective. Please contact the store immediately.
- 2.This product is for home use only and not intended for commercial establishment.











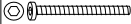





ASSEMBLY TIME

10 MINUTES

PARTS IDENTIFICATION



- A BACK FRAME  1PC
- B SEAT FRAME  1PC
- C SEAT CUSHION  3PCS
- D BACK CUSHION  3PCS
- E LEFT ARM FRAME  1PC
- F RIGHT ARM FRAME  1PC
- G PILLOW  2PCS
- H FOOT  4PCS





Z	HARDWARE PACKAGE		
NO	DESCRIPTION	FIGURE	QTY
1	BOLT 5/16" * 3 "		8PCS
2	PLASTIC GASKET 5/16" * 49mm		4 PCS
3	FLAT WASHER 5/16" * 19mm		9 PCS+1PC SPARE
4	LOCK WASHER 5/16" * 13mm		9 PCS+1PC SPARE
5	ALLEN KEY M5		1PC
6	BOLT 5/16" * 1-3/8 "		1PC

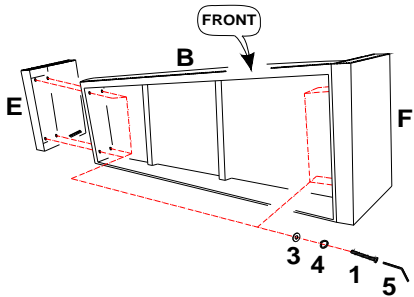
ITEM : 506251

ASSEMBLY INSTRUCTIONS

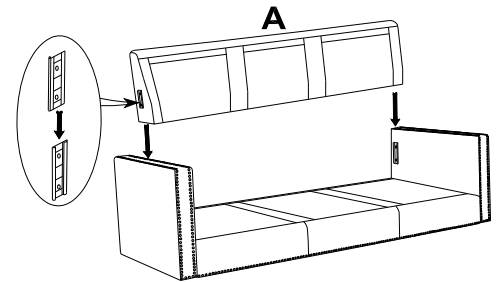


STEP 1





1		X 8	3		X 8
4		X 8	5		X 1

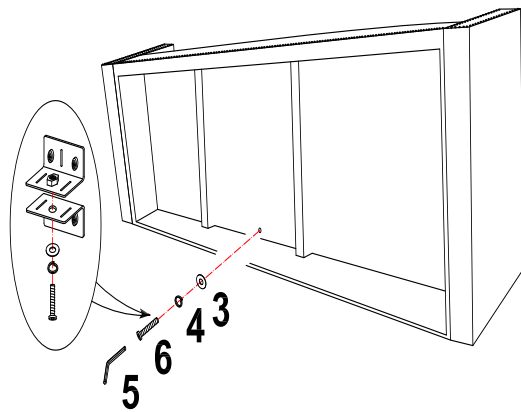


STEP 2



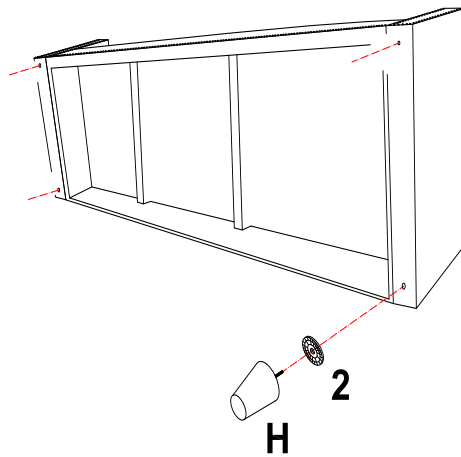
STEP 3

6		X 1	3		X 1	4		X 1	5		X 1
---	---	-----	---	---	-----	---	---	-----	---	---	-----


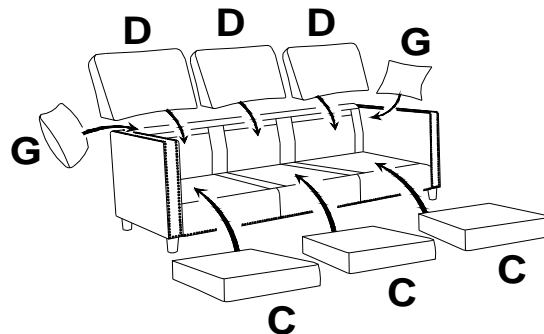


STEP 4

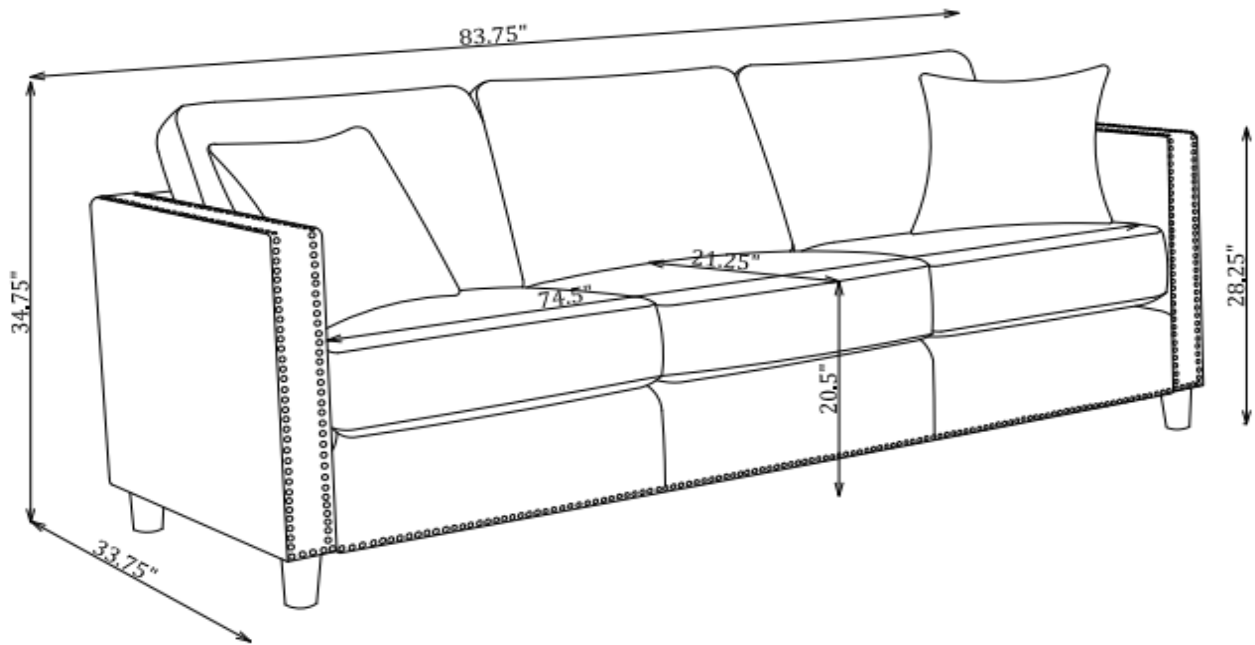
2		X 4
---	---	-----



STEP 5



506251



Note: Dimension tolerance $\pm 5\%$

