



*ASSEMBLY INSTRUCTIONS
COASTER FINE FURNITURE*



Fine Furniture for every stage of life

**509732
LOVESEAT**

REVISION 0: 04/24/2020
REVISION 1: 07/09/2020

COASTERFURNITURE.COM

PAGE 1 OF 3

ITEM: 509732

ASSEMBLY INSTRUCTIONS

ASSEMBLY TIPS:

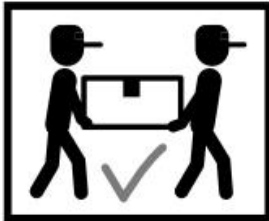


1. Remove hardware from box and sort by size.
2. Please check to see that all hardware and parts are present prior to start of assembly.
3. Please follow attached instructions in the same sequence as numbered to assure fast & easy assembly.



WARNING!

1. Don't attempt to repair or modify parts that are broken or defective. Please contact the store immediately.
2. This product is for home use only and not intended for commercial establishments.



ASSEMBLY TIME 15 MINUTES

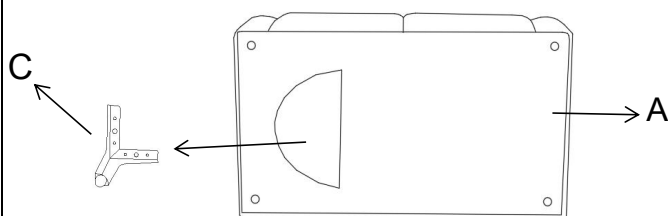
PARTS IDENTIFICATION

A		BASE	1PC
B		BACK	2PCS
C		LEG	4PCS

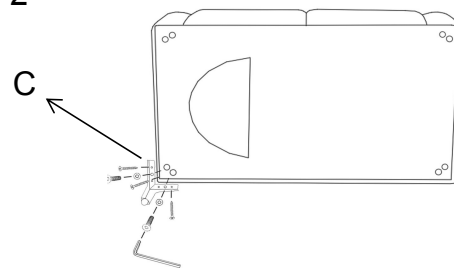
Z HARDWARE PACKAGE

NO	DESCRIPTION	FIGURE	Q'TY
(1)	SCREW φ8MM*29MM		16PCS
(2)	SHORT BOLT φ12MM*34MM		8PCS
(3)	FLAT WASHER φ10MM		8PCS
(4)	ALLEN WRENCH φ4MM		1PCS

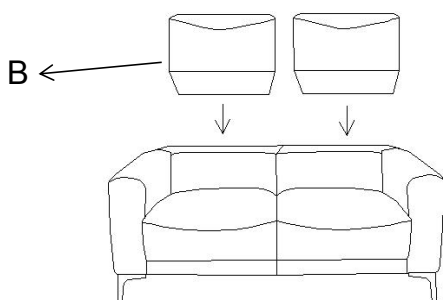
STEP 1



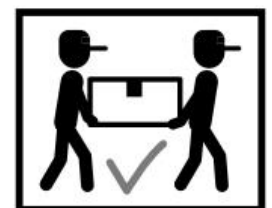
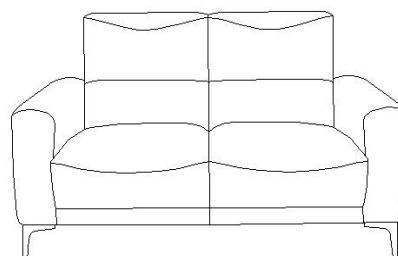
STEP 2



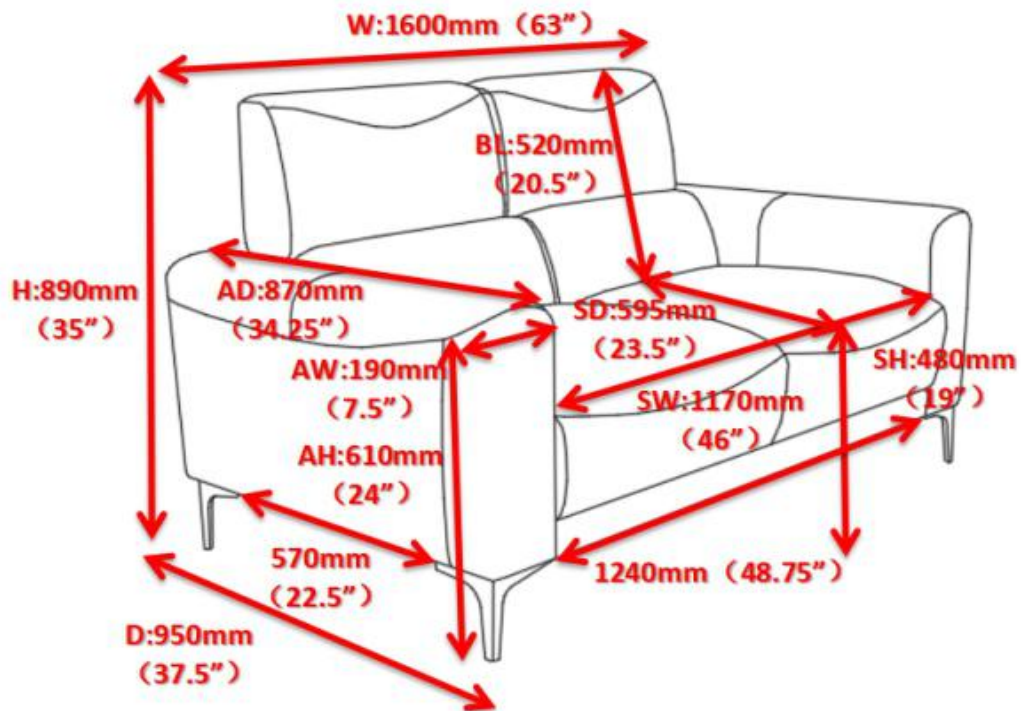
STEP 3



STEP 4



ITEM: 509732



Note : Dimension tolerance $\pm 5\%$