



*ASSEMBLY INSTRUCTIONS  
COASTER FINE FURNITURE*



*Fine Furniture for every stage of life*

**600282  
MOTION LOVESEAT**

REVISION 1:12/12/2018  
REVISION 2:07/15/2019  
REVISION 3:01/03/2020  
REVISION 4:09/14/2020

[COASTERFURNITURE.COM](http://COASTERFURNITURE.COM)

**ITEM: 600282**  
**ASSEMBLY INSTRUCTIONS**



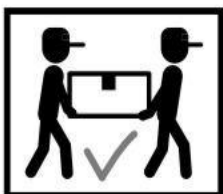
**ASSEMBLY TIPS:**

1. Remove hardware from box and sort by size.
2. Please check to see that all hardware and parts are present prior to start of assembly.
3. Please follow attached instructions in the same sequence as numbered to assure fast & easy assembly.



**WARNING!**

1. Don't attempt to repair or modify parts that are broken or defective. Please contact the store immediately.
2. This product is for home use only and not intended for commercial establishments.



ASSEMBLY TIME PER UNIT 20 MINUTES

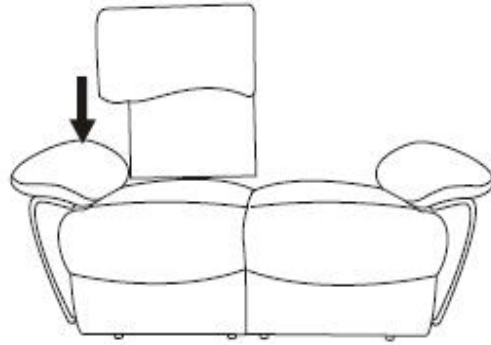
**PARTS IDENTIFICATION**

A		BASE	1 PC
B		LEFT BACK	1 PC
C		RIGHT BACK	1 PC

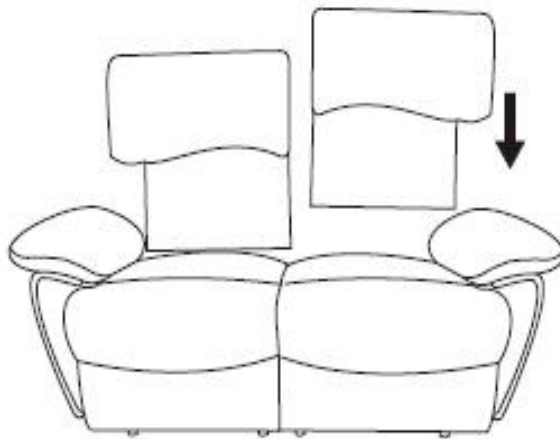
ITEM: 600282  
ASSEMBLY INSTRUCTIONS



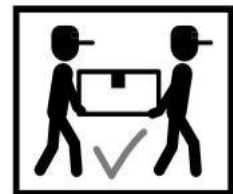
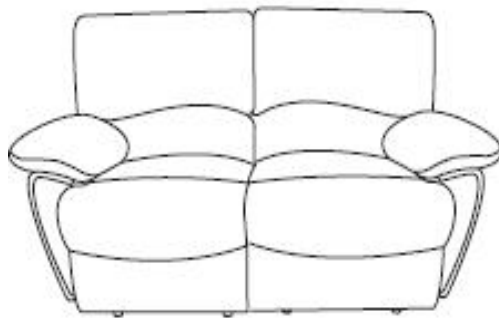
STEP1



STEP2



STEP3



ITEM: 600282



Note : Dimension tolerance  $\pm 5\%$