



*ASSEMBLY INSTRUCTIONS
COASTER FINE FURNITURE*



Fine Furniture for every stage of life

**600283
RECLINER**

REVISION 1:12/12/2018
REVISION 2:07/15/2019
REVISION 3:01/03/2020
REVISION 4:09/14/2020

COASTERFURNITURE.COM

PAGE 1 OF 3

ITEM: 600283
ASSEMBLY INSTRUCTIONS



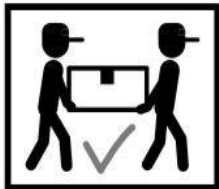
ASSEMBLY TIPS:

1. Remove hardware from box and sort by size.
2. Please check to see that all hardware and parts are present prior to start of assembly.
3. Please follow attached instructions in the same sequence as numbered to assure fast & easy assembly.



WARNING!

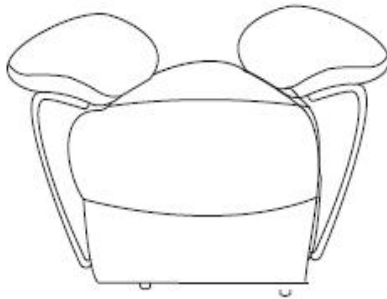
1. Don't attempt to repair or modify parts that are broken or defective. Please contact the store immediately.
2. This product is for home use only and not intended for commercial establishments.



ASSEMBLY TIME PER UNIT | 20 MINUTES

PARTS IDENTIFICATION

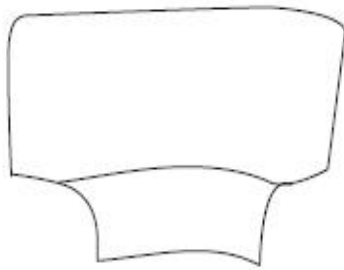
A



BASE

1 PC

B



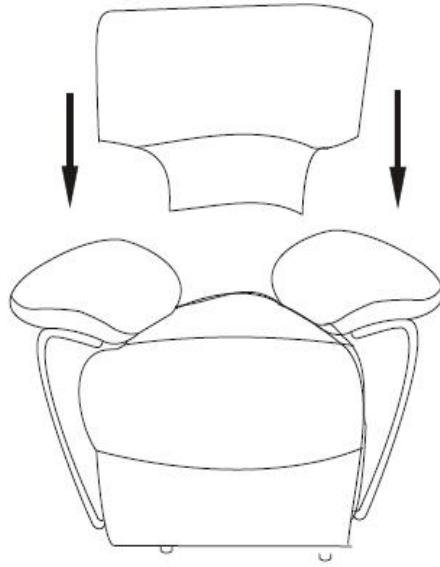
BACK

1 PC

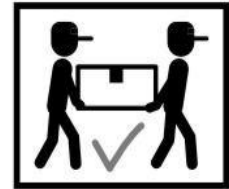

ITEM: 600283
ASSEMBLY INSTRUCTIONS



STEP1



STEP2



ITEM: 600283



Note : Dimension tolerance $\pm 5\%$