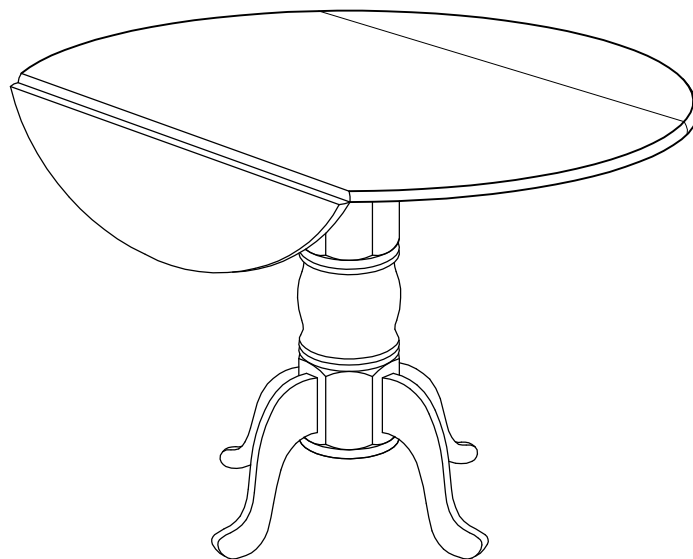


**ASSEMBLY INSTRUCTIONS**  
**COASTER FINE FURNITURE**



*Fine Furniture for every stage of life*

**4241(B1&B2)**  
***Dining Table***

REVISION 0: 06/15/2006  
REVISION 1: 12/19/2011  
REVISION 2: 09/20/2014  
REVISION 3: 05/04/2016  
REVISION 4: 11/30/2020

# ITEM: 4241(B1&B2)



## ASSEMBLY INSTRUCTIONS


### ASSEMBLY TIPS :

1. Remove hardware from box and sort by size.
2. Please check to see that all hardware and parts are present prior to start of assembly.
3. Please follow attached instructions in the same sequence as numbered to assure fast & easy assembly.



### WARNING !

1. Don't attempt to repair or modify parts that are broken or defective. Please contact the store immediately.
2. This product is for home use only and not intended for commercial establishments.



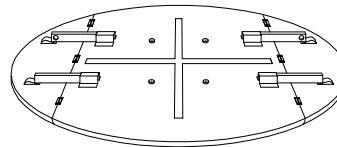
ASSEMBLY TIME

35 MINUTES

## PARTS IDENTIFICATION

### B1 (BOX1)

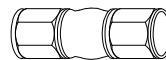
AN TOP



1PC

### B2 (BOX2)

BN EMPIRE COLUMN



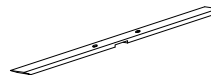
1PC

CN EMPIRE LEG



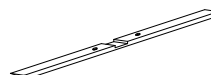
4PCS

DN1 UPPER MOUNTING BAR



1PC

DN2 LOWER MOUNTING BAR



1PC

# ITEM: 4241(B1&B2)

## ASSEMBLY INSTRUCTIONS



### ASSEMBLY TIPS :

1. Remove hardware from box and sort by size.
2. Please check to see that all hardware and parts are present prior to start of assembly.
3. Please follow attached instructions in the same sequence as numbered to assure fast & easy assembly.



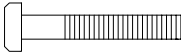








### WARNING !

1. Don't attempt to repair or modify parts that are broken or defective. Please contact the store immediately.
2. This product is for home use only and not intended for commercial establishments.

## HARDWARE IDENTIFICATION

### Z-B2 (BOX2) - HARDWARE PACK IS LOCATED IN 4241 (B2)

1	<b>WRENCH</b> (12.8mm - RBW)		1PC
2	<b>ALLEN WRENCH</b> (M4 x 63mm - BLK)		1PC
3	<b>BOLT</b> (M6 x 40mm- RBW)		4PCS
4	<b>SMALL LOCK WASHER</b> (1/4" - BLK)		4PCS
5	<b>SMALL FLAT WASHER</b> (M6 x 13mm - RBW)		4PCS
6	<b>HEX NUT</b> (5/16" - RBW)		8PCS
7	<b>BIG LOCK WASHER</b> (5/16" - RBW)		8PCS
8	<b>BIG FLAT WASHER</b> (5/16" - RBW)		8PCS
9	<b>LEVELER</b> (M6 x 24mm - BLK)		4PCS
10	<b>PAN HEAD SCREW</b> (M4 x 32mm - BLK)		8PCS

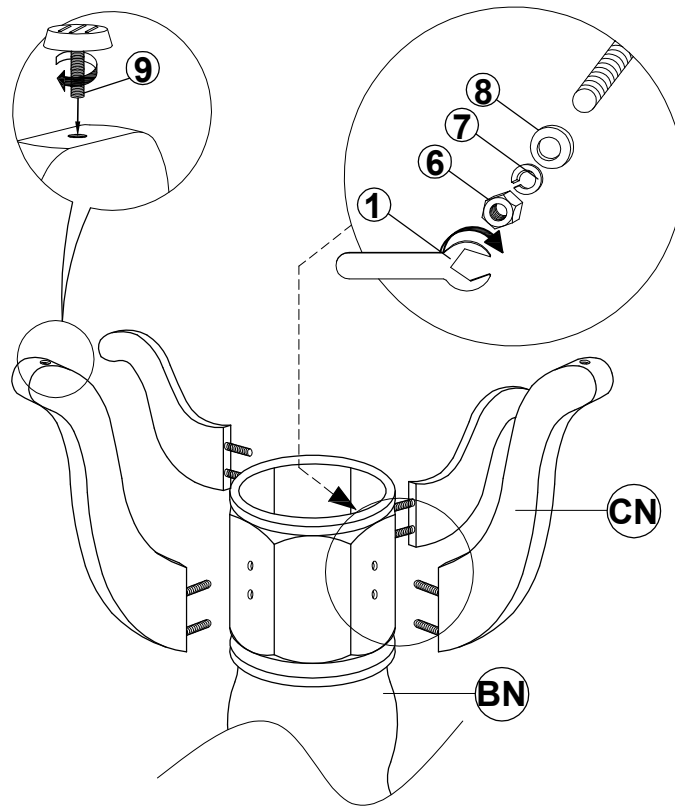
### NOTE :

Phillips head screw driver is required in the assembly process ; However, manufacturer does not provide this item.

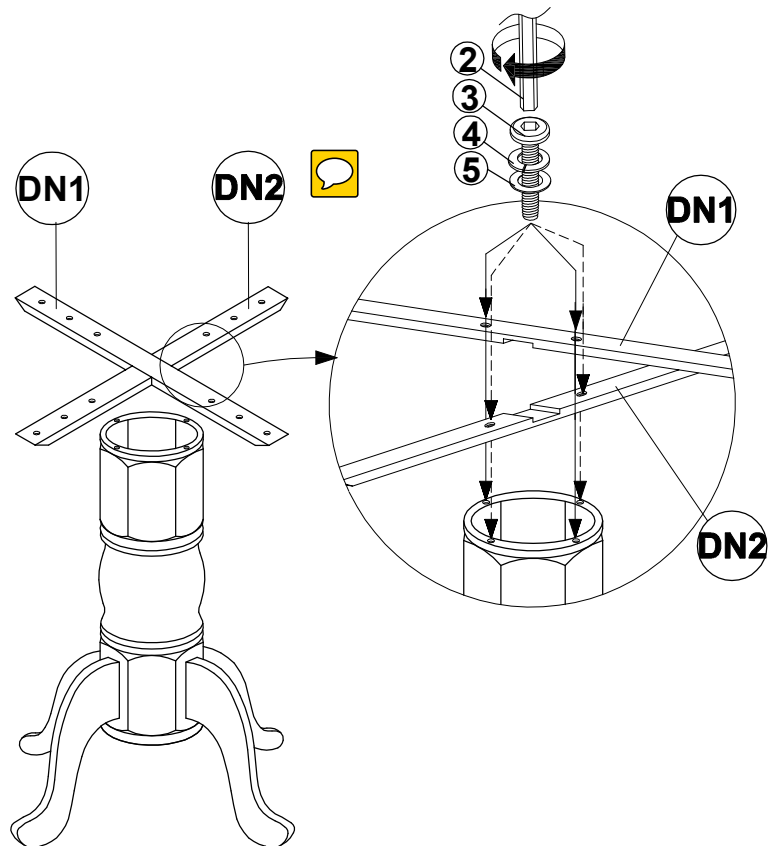
# ITEM: 4241(B1&B2)

## ASSEMBLY INSTRUCTIONS

### STEP 1



### STEP 2

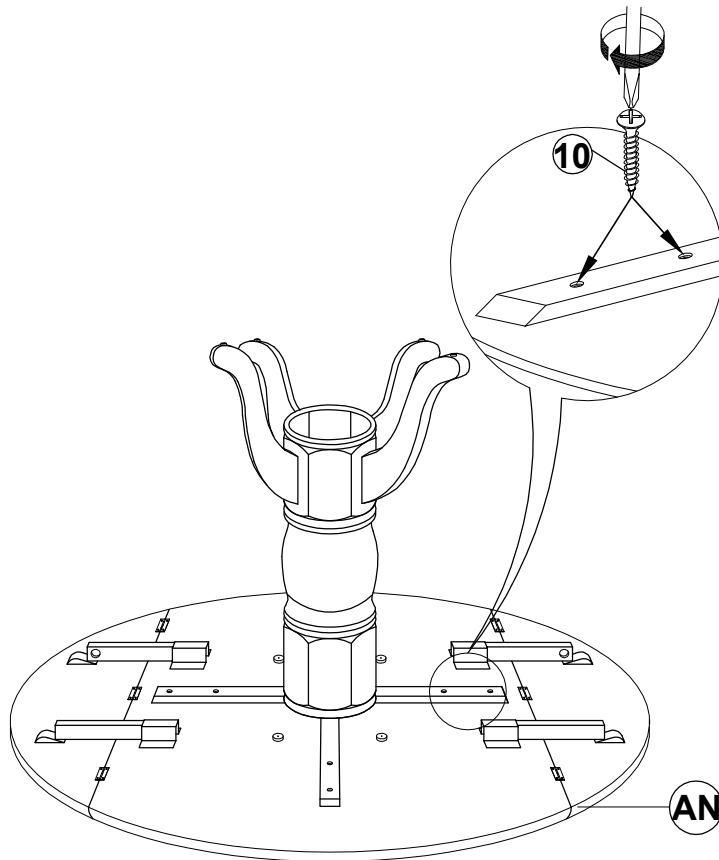


ITEM: **4241(B1&B2)**

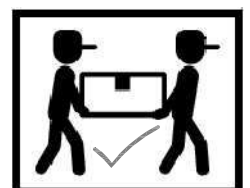
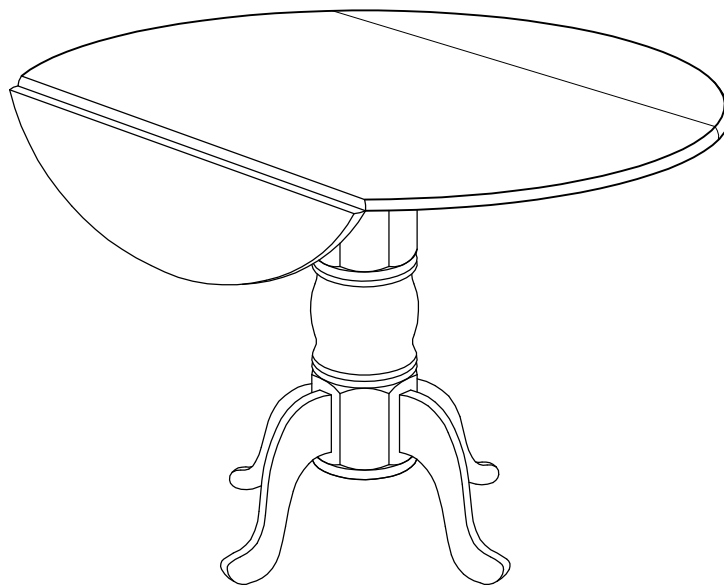


**ASSEMBLY INSTRUCTIONS**

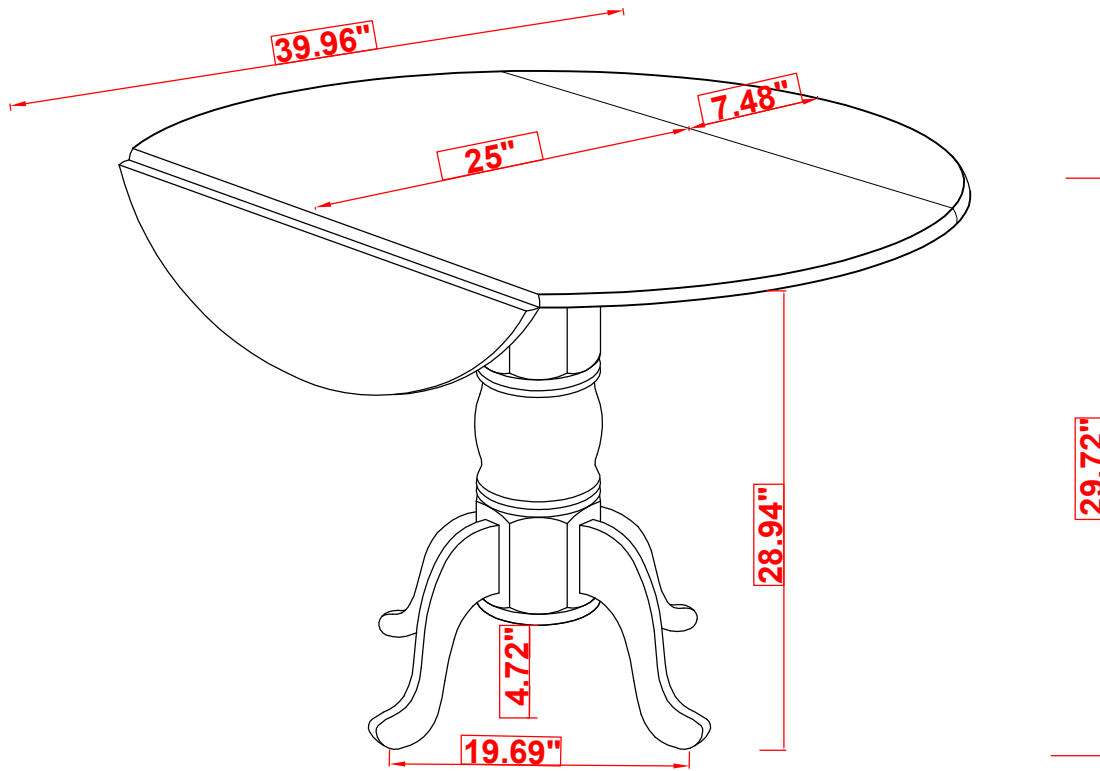
**STEP 3**



**STEP 4**  
**COMPLETE**



ITEM: **4241(B1&B2)**



**Note :** Dimension tolerance  $\pm 5\%$