



ASSEMBLY INSTRUCTIONS COASTER FINE FURNITURE



Fine Furniture for every stage of life

300132
Sofa Bed

REVISION 0 : 05/24/2019
REVISION 1 : 01/29/2021

ITEM: 300132



ASSEMBLY INSTRUCTIONS


ASSEMBLY TIPS:

1. Remove hardware from box and sort by size.
2. Please check to see that all hardware and parts are present prior to start of assembly.
3. Please follow attached instructions in the same sequence as numbered to assure fast & easy assembly.



WARNING!

1. Don't attempt to repair or modify parts that are broken or defective. Please contact the store immediately.
2. This product is for home use only and not intended for commercial establishments.



ASSEMBLY TIME

30 MINUTES

PARTS IDENTIFICATION

A SOFA BED  **1PC**

B LEGS  **4PCS**


C LEFT ARM  **1PC**

D RIGHT ARM  **1PC**

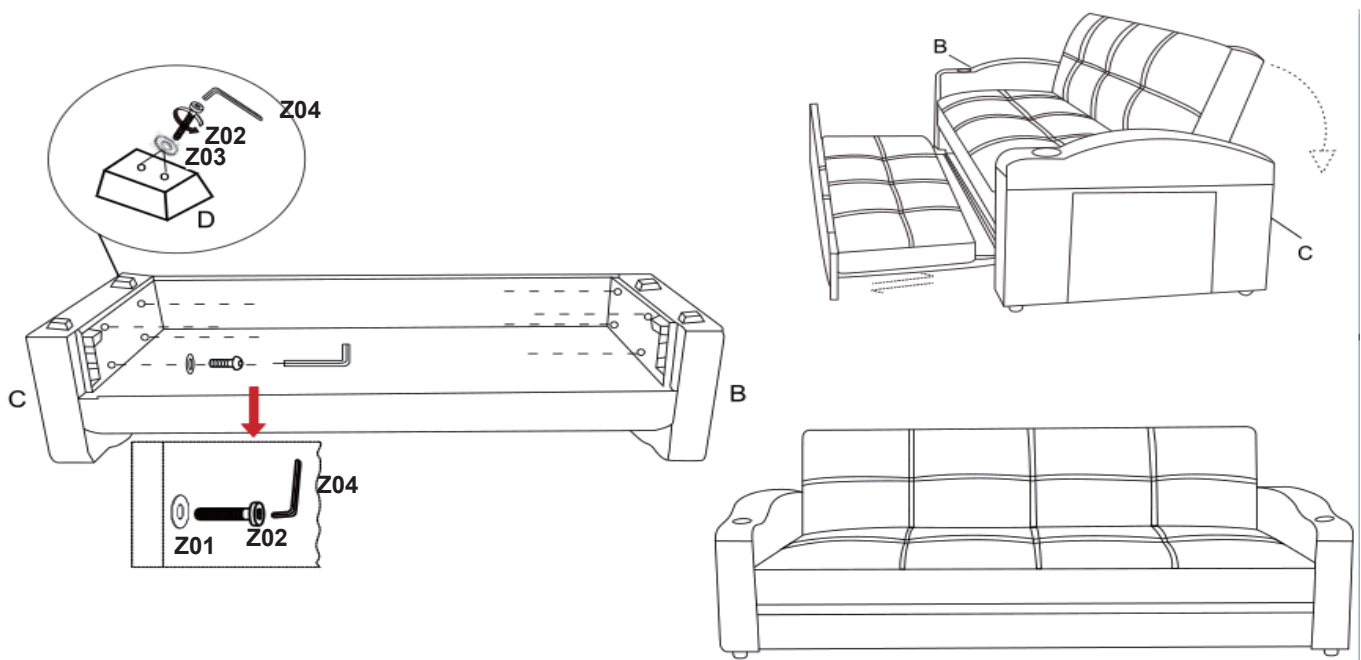
HARDWARE IDENTIFICATION

Z01 WASHER
(8 x 19mm - RBW)  **8PCS**

Z03 WASHER
(10 x 25mm - RBW)  **8PCS**

Z02 BOLT
(8x 50mm - RBW)  **16PCS**

Z04 WRENCH
(D 4mm - RBW)  **1PC**



ITEM: 300132

ASSEMBLY INSTRUCTIONS

PRODUCT DIMENSION (Note: Dimension tolerance $\pm 5\%$)

