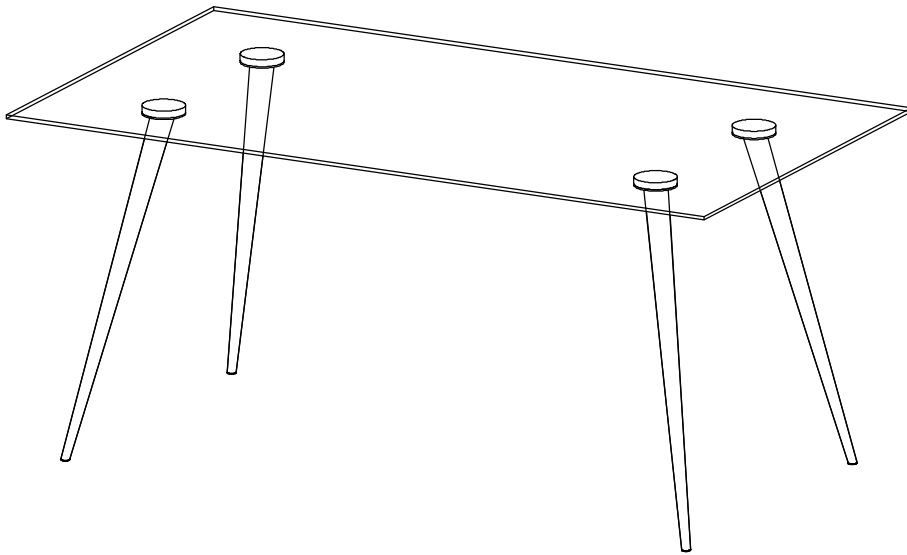


ASSEMBLY INSTRUCTIONS
COASTER FINE FURNITURE



Fine Furniture for every stage of life

190621GLD
DINING TABLE

REVISION 0 : 12/22/2020
REVISION 1 : 02/22/2021

ITEM:190621GLD



ASSEMBLY INSTRUCTIONS

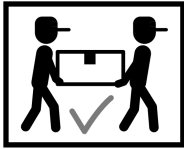
ASSEMBLY TIPS:

1. Remove hardware from box and sort by size.
2. Please check to see that all hardware and parts are present prior to start of assembly.
3. Please follow attached instructions in the same sequence as numbered to assure fast & easy assembly.



WARNING!

1. Don't attempt to repair or modify parts that are broken or defective. Please contact the store immediately.
2. This product is for home use only and not intended for commercial establishments.

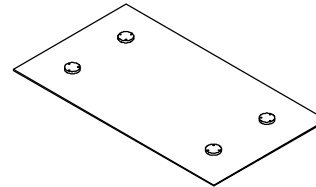


ASSEMBLY TIME 35 MINUTES

PARTS IDENTIFICATION

B1 : DINING TABLE TOP

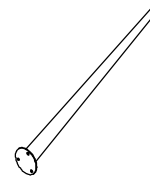
A TOP GLASS



1PC

B2 : DINING TABLE BASE

B LEG



4PCS

HARDWARE IDENTIFICATION

1 BOLT
(1/4" x 12mm GD)



12PCS

2 CAP



4PCS

3 ALLEN WRENCH
(4mm)



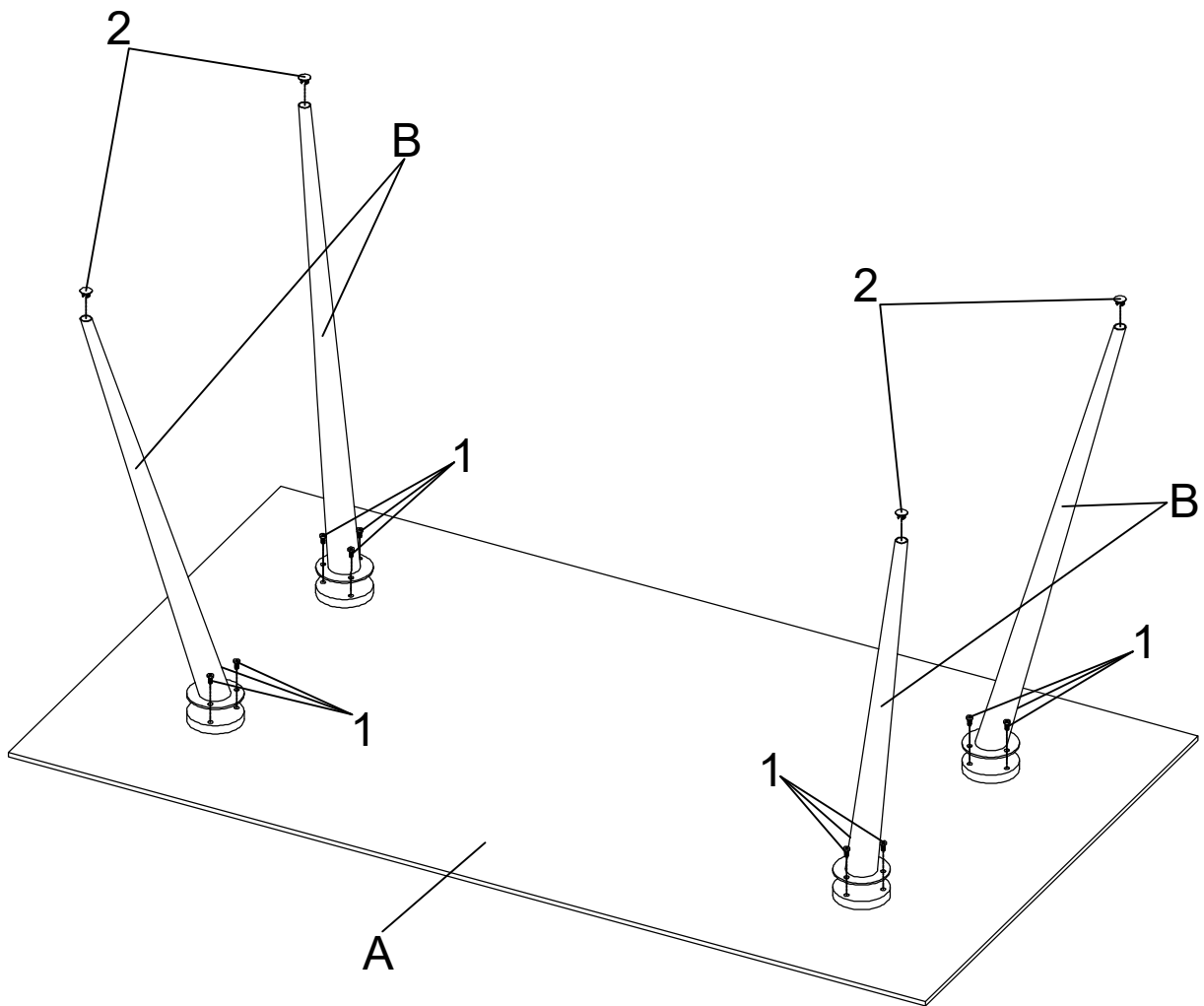
1PC

Hardware pack is located in 190621GLDB2

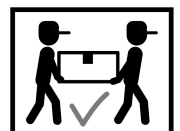
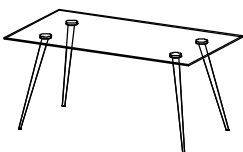
ITEM:190621GLD

ASSEMBLY INSTRUCTIONS

STEP 1 Do not tighten until each step is completed or instructed.



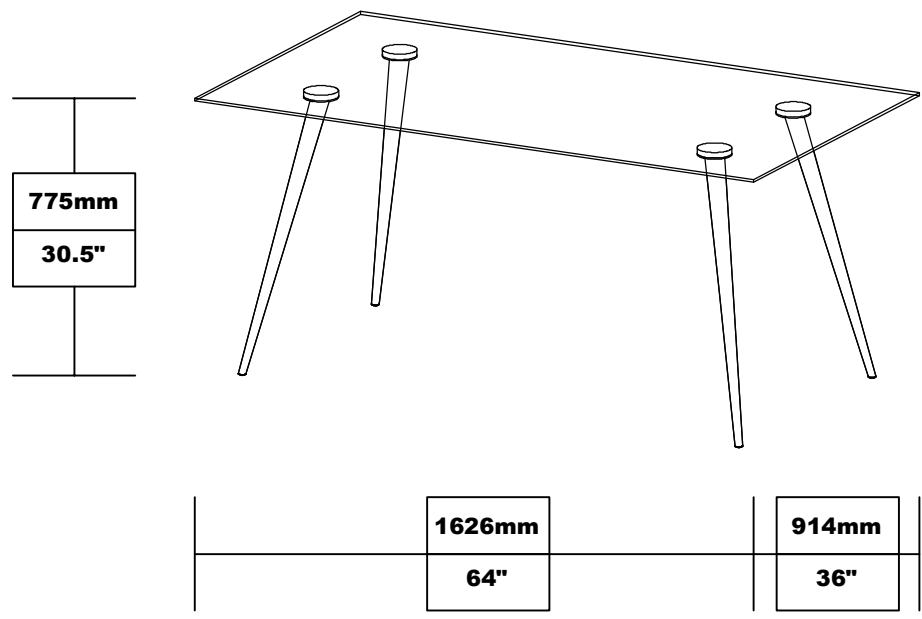
COMPLETE



ITEM:190621GLD ASSEMBLY INSTRUCTIONS



Product Size : 1626 X 914 X 775 H (MM)
Product Size : 64" X 36" X 30.5"



Note : Dimension tolerance $\pm 5\%$