


*ASSEMBLY INSTRUCTIONS*  
*COASTER FINE FURNITURE*



*Fine Furniture for every stage of life*

**509457**  
**SECTIONAL**

# ITEM: 509457

## ASSEMBLY INSTRUCTIONS

### ASSEMBLY TIPS:

1. Remove hardware from box and sort by size.
2. Please check to see that all hardware and parts are present prior to start of assembly.
3. Please follow attached instructions in the same sequence as numbered to assure fast & easy assembly.



### WARNING!

1. Don't attempt to repair or modify parts that are broken or defective. Please contact the store immediately.
2. This product is for home use only and not intended for commercial establishments.



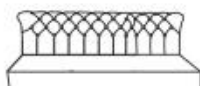
ASSEMBLY TIME

20 MINUTES

### PARTS IDENTIFICATION:

B1: SOFA

A SEAT FRAME



1PC

B L ARM



1pc

1PC

C R ARM



1pc

1PC

E SMALL SEAT



2PCS

J PILLOW



2PCS

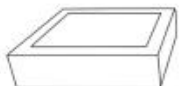
### HARDWARE PACKAGE:

NO	DESCRIPTION	FIGURE	Q'TY
1	FLAT WASHER	(φ45MM)	13PCS

Hardware pack is located in 509457B1

B2: OTTOMAN & SOFA SEAT CUSHION

D SEAT FRAME



1PC

F BIG SEAT



1PC


G LEG



(φ94\*130MM)

8PCS

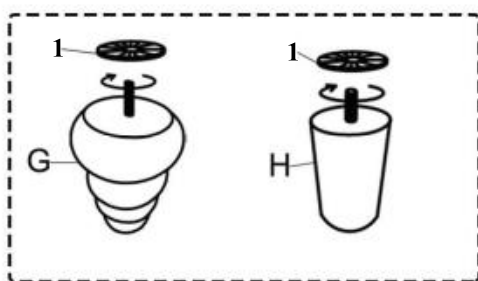
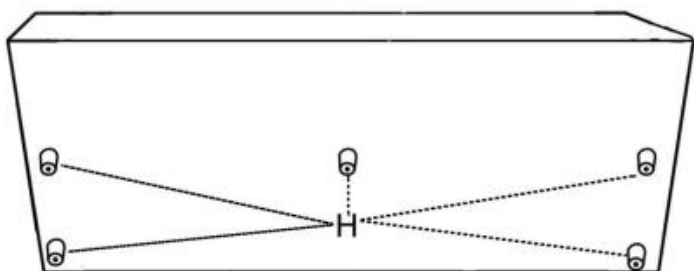
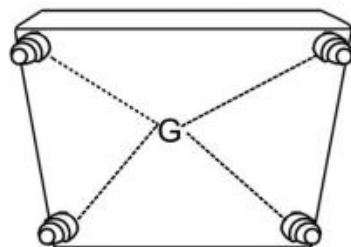
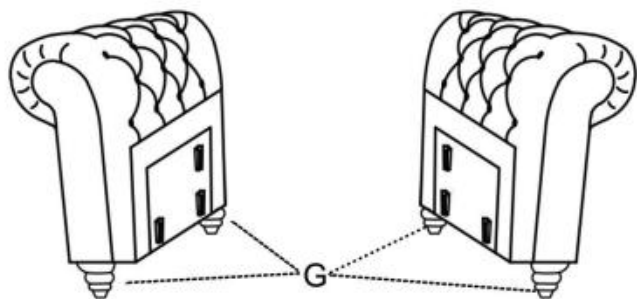
H PLASTIC LEG



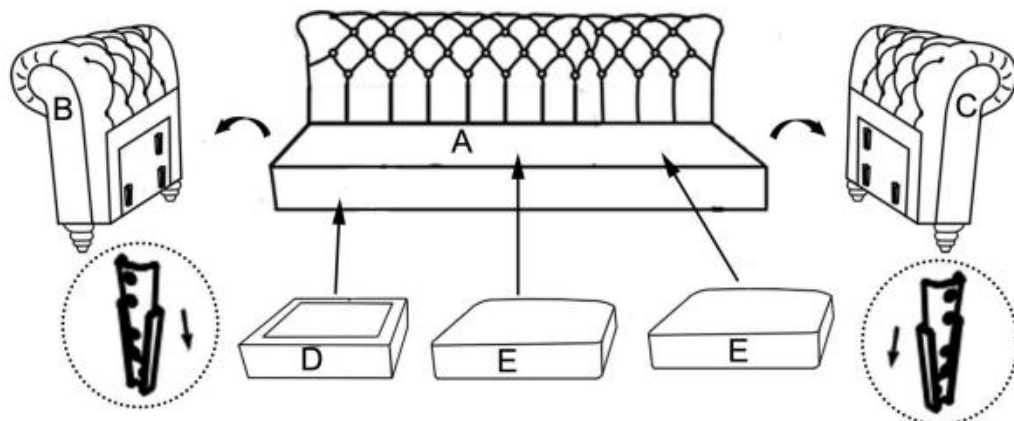
(φ55\*φ45\*130MM)

5PCS

STEP 1

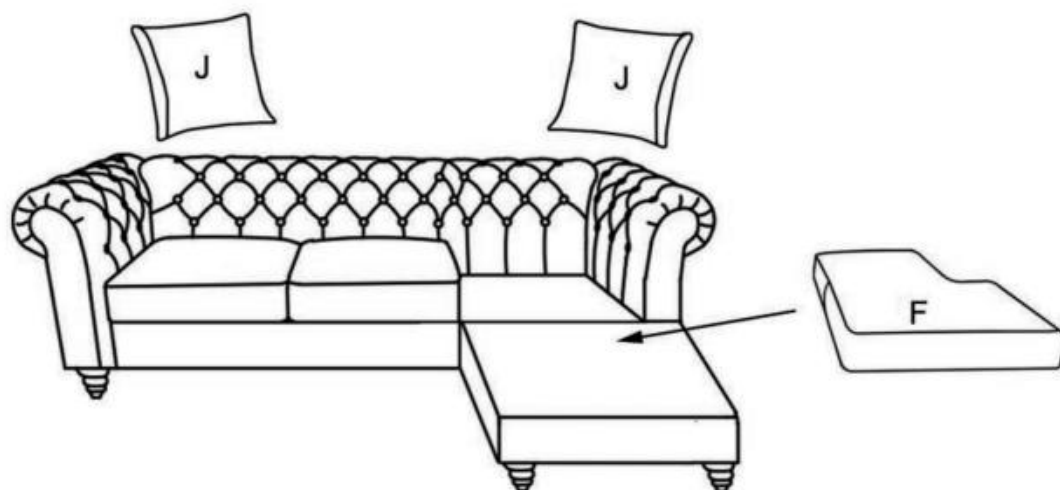
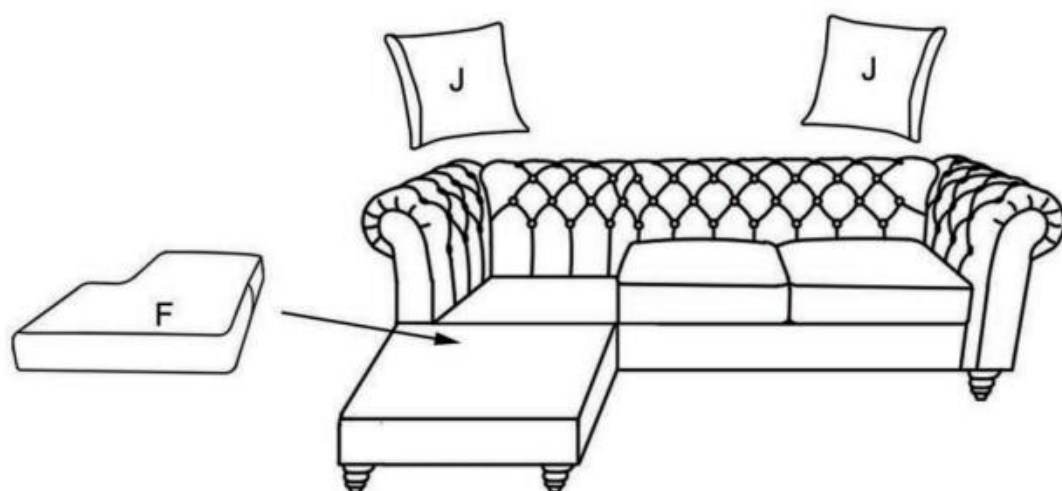


STEP 2

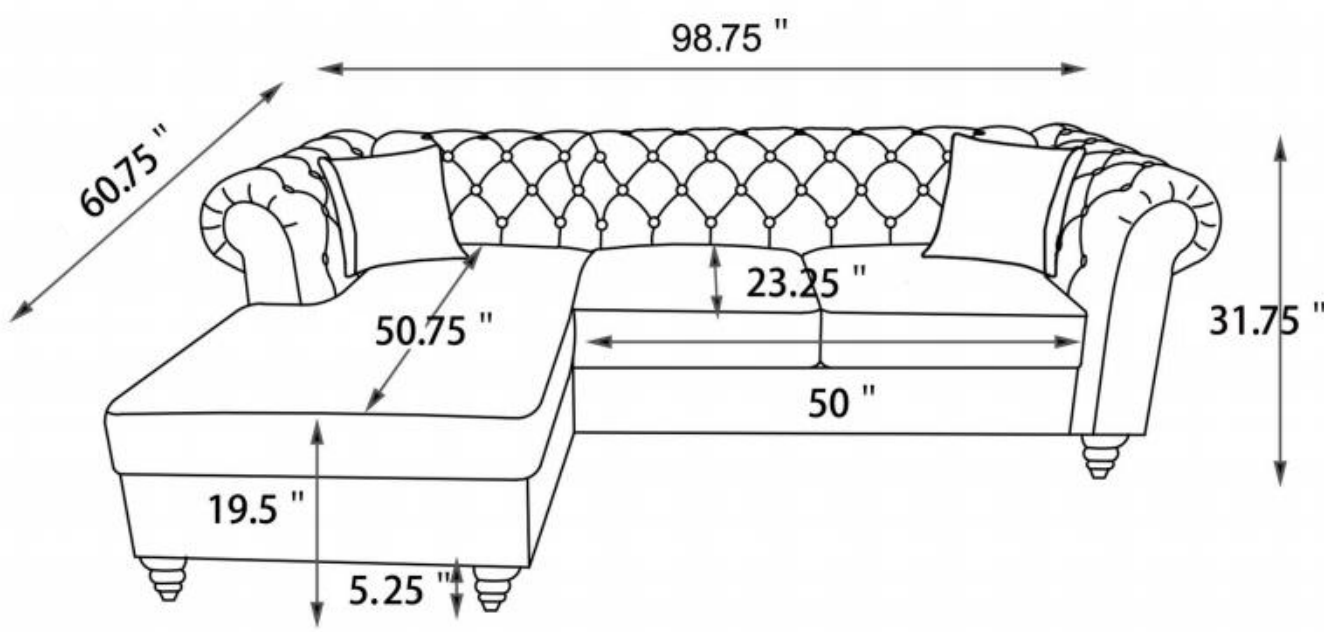


ITEM: 509457

STEP 3



ITEM: 509457  
ASSEMBLY INSTRUCTION  
PRODUCT DIMENSION



Note: Dimension tolerance  $\pm 5\%$