



*ASSEMBLY INSTRUCTIONS*  
*COASTER FINE FURNITURE*



*Fine Furniture for every stage of life*

**509921**  
**SOFA**

REVISION 0: 14/07/2022

[COASTERFURNITURE.COM](http://COASTERFURNITURE.COM)

**PAGE 1 OF 4**

ITEM: 509921

## ASSEMBLY INSTRUCTIONS

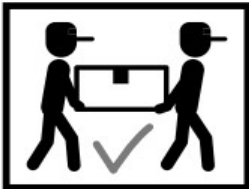
### ASSEMBLY TIPS:

1. Remove hardware from box and sort by size.
2. Please check to see that all hardware and parts are present prior to start of assembly.
3. Please follow attached instructions in the same sequence as numbered to assure fast & easy assembly.



#### WARNING!

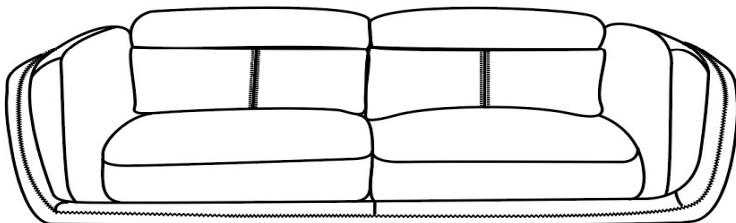
1. Don't attempt to repair or modify parts that are broken or defective. Please contact the store immediately.
2. This product is for home use only and not intended for commercial establishments.



ASSEMBLY TIME 15 MINUTES

## PARTS IDENTIFICATION

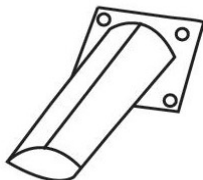
A



SOFA

1PC

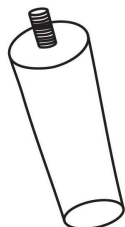
B



LEG

4PCS

C



MIDDLE LEG

1PCS

### Z HARDWARE PACKAGE

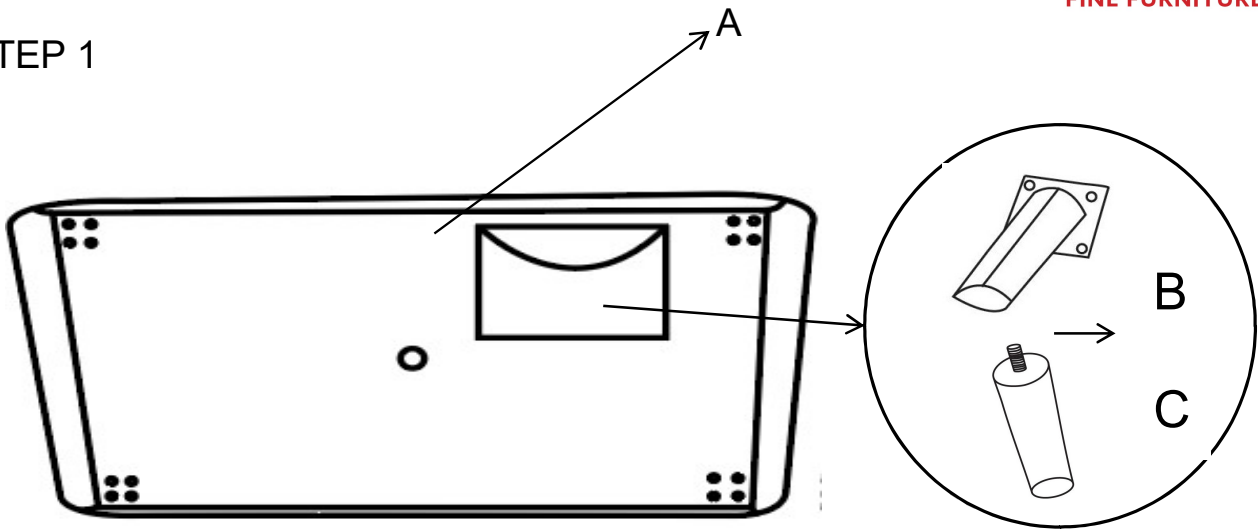
NO	DESCRIPTION	FIGURE	Q'TY
(1)	SHORT BOLT Ø 8MM*35MM		16PCS
(2)	ALLEN WRENCH Ø 6MM		1PCS

ITEM: 509921

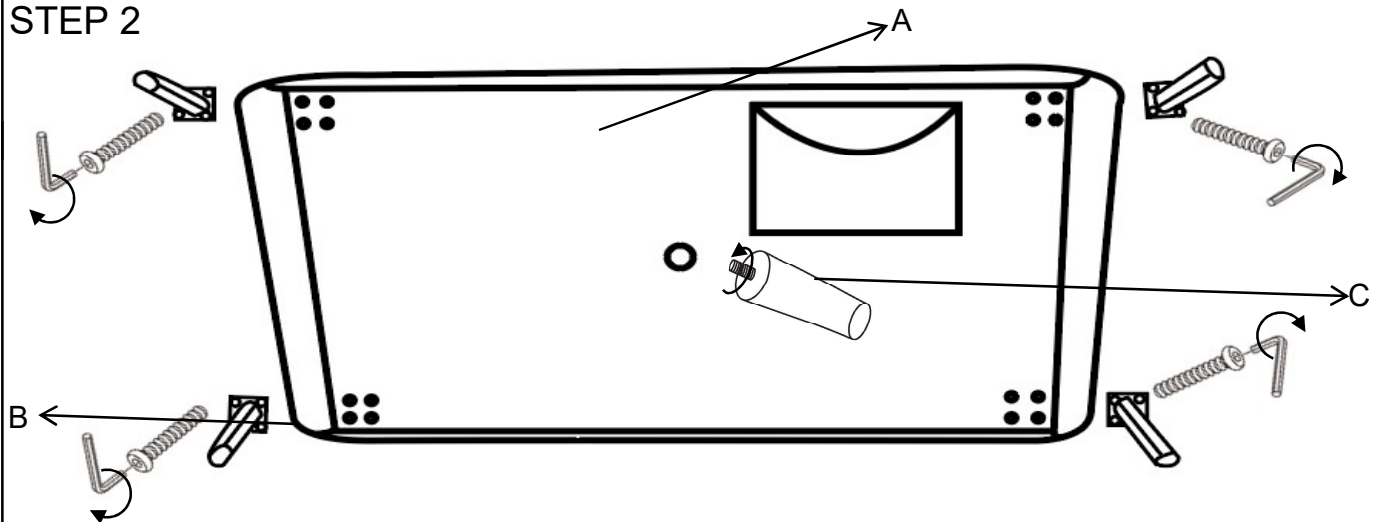
## ASSEMBLY INSTRUCTIONS



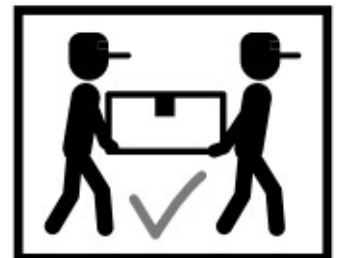

### STEP 1



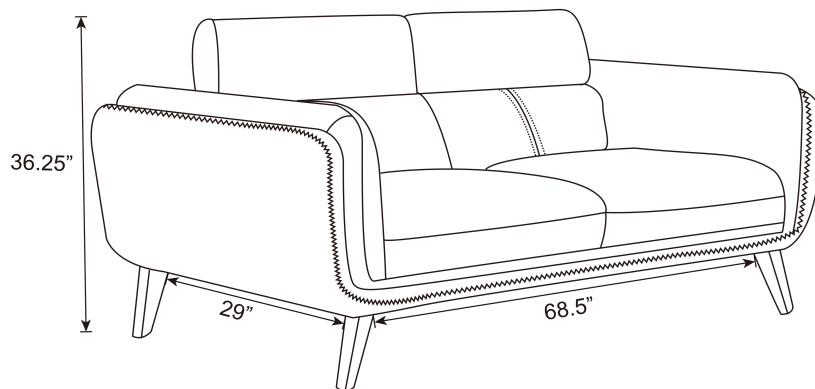
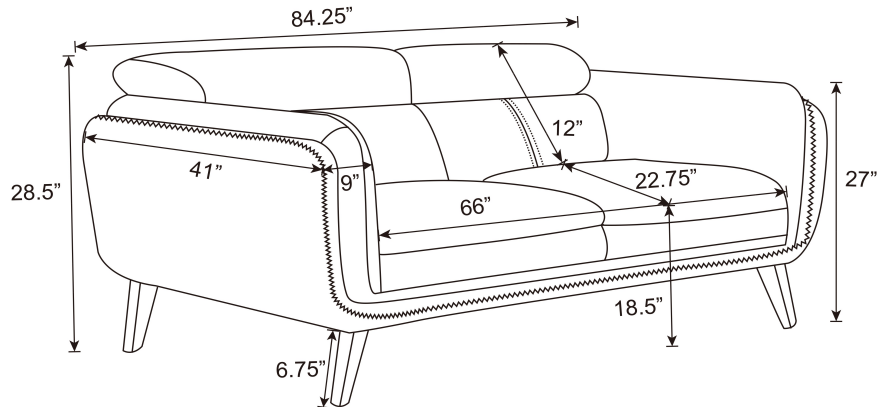
### STEP 2



### STEP 3



ITEM: 509921



**Note :** Dimension tolerance  $\pm 5\%$

COASTERFURNITURE.COM