


**ASSEMBLY INSTRUCTIONS**  
**COASTER FINE FURNITURE**



*Fine Furniture for every stage of life*

**5909**  
**3Pc Occasional Set**

REVISION 0 : 05/11/2004  
REVISION 1 : 09/26/2011  
REVISION 2 : 02/16/2012  
REVISION 3 : 08/16/2018  
REVISION 4 : 06/24/2019

ITEM: **5909**



## ASSEMBLY INSTRUCTIONS

### ASSEMBLY TIPS:

1. Remove hardware from box and sort by size.
2. Please check to see that all hardware and parts are present prior to start of assembly.
3. Please follow attached instructions in the same sequence as numbered to assure fast & easy assembly.



### WARNING!

1. Don't attempt to repair or modify parts that are broken or defective. Please contact the store immediately.
2. This product is for home use only and not intended for commercial establishments.

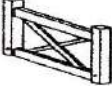





ASSEMBLY TIME





60 MINUTES

## PARTS IDENTIFICATION

### (COFFEE TABLE)

A	COFFEE TABLE LEG FRAME		2PCS
B	COFFEE TABLE SHELF		1PC
C	COFFEE TABLE APRON		2PCS
D	COFFEE TABLE TOP PANEL		1PC

### (END TABLE)

E	END TABLE LEG FRAME		4PCS
F	END TABLE SHELF		2PCS
G	END TABLE APRON		4PCS
H	END TABLE TOP PANEL		2PCS









**ASSEMBLY TIPS:**

1. Remove hardware from box and sort by size.
2. Please check to see that all hardware and parts are present prior to start of assembly.
3. Please follow attached instructions in the same sequence as numbered to assure fast & easy assembly.

**WARNING!**

1. Don't attempt to repair or modify parts that are broken or defective. Please contact the store immediately.
2. This product is for home use only and not intended for commercial establishments.

## HARDWARE IDENTIFICATION

1	<b>ALLEN WRENCH</b> (M4 - BLK)		1PC
2	<b>LONG BOLT</b> (M6 x 60mm - RBW)		12PCS
3	<b>WOOD PLUG</b> (13MM)		12PCS
4	<b>SHORT BOLT</b> (M6 x 35mm - RBW)		12PCS
5	<b>LOCK WASHER</b> (M6 - RBW)		12PCS
6	<b>FLAT WASHER</b> (M6 - RBW)		12PCS
7	<b>BARREL NUT</b> (M6 - SR)		12PCS
8	<b>FLAT HEAD SCREW</b> (M4 x 25mm - RBW)		14PCS

**NOTE:**

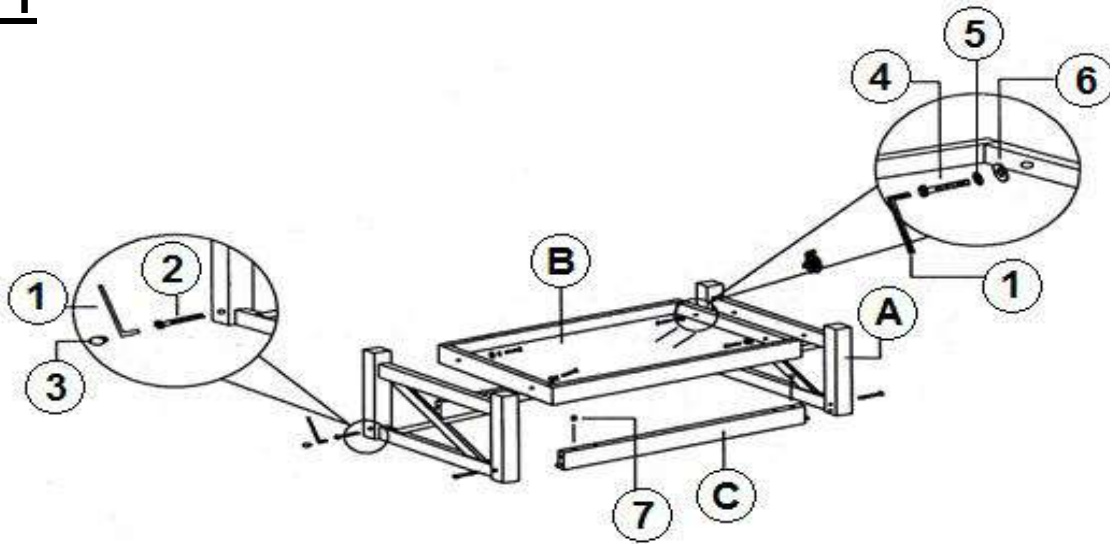
Phillips head screw driver is required in the assembly process; however, manufacturer does not provide this item.

ITEM: **5909**

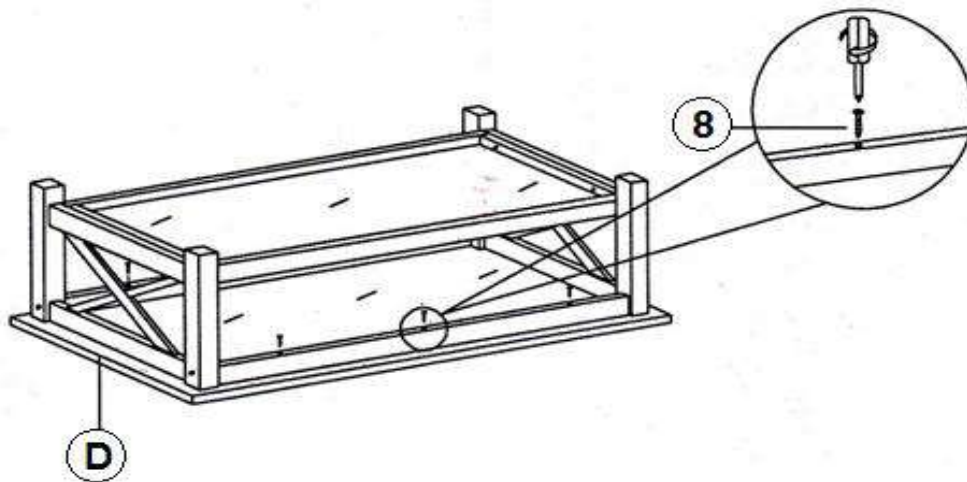
**ASSEMBLY INSTRUCTIONS**

**COFFEE TABLE**

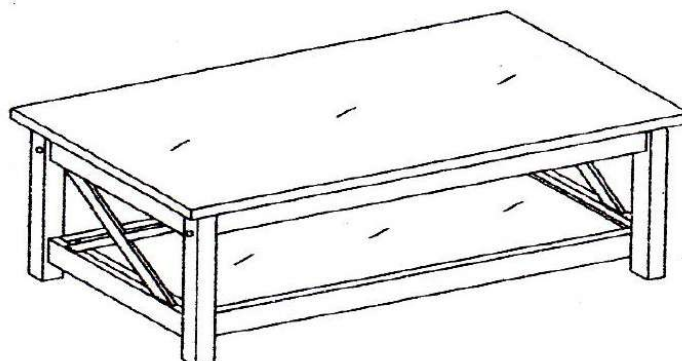
**STEP 1**



**STEP 2**



**STEP 3**  
**COMPLETE**



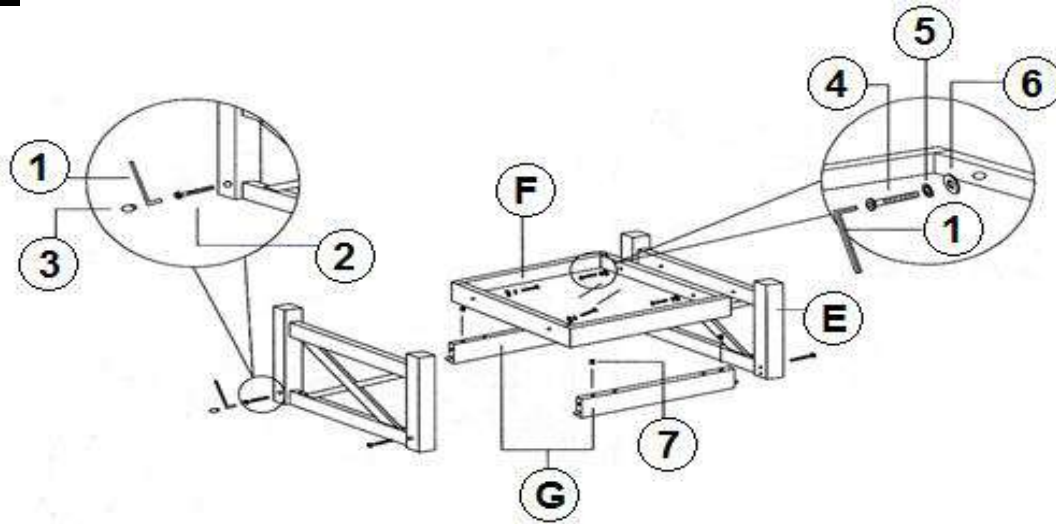
ITEM: **5909**



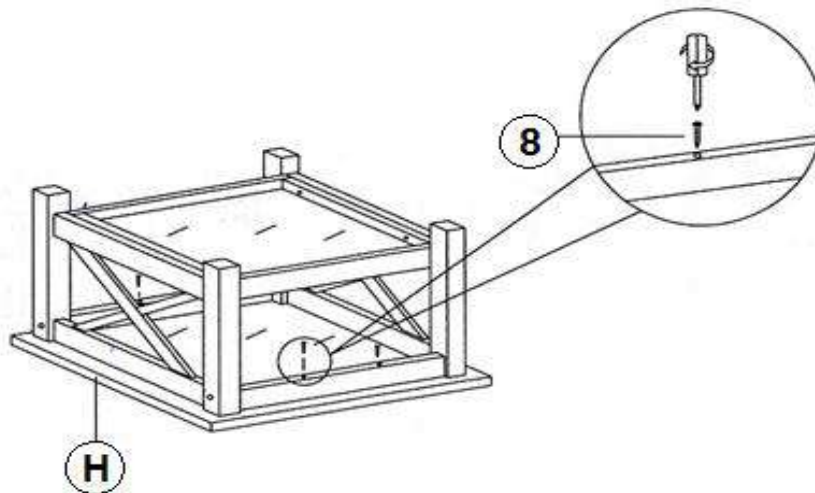
**ASSEMBLY INSTRUCTIONS**

**END TABLE**

**STEP 1**




**STEP 2**

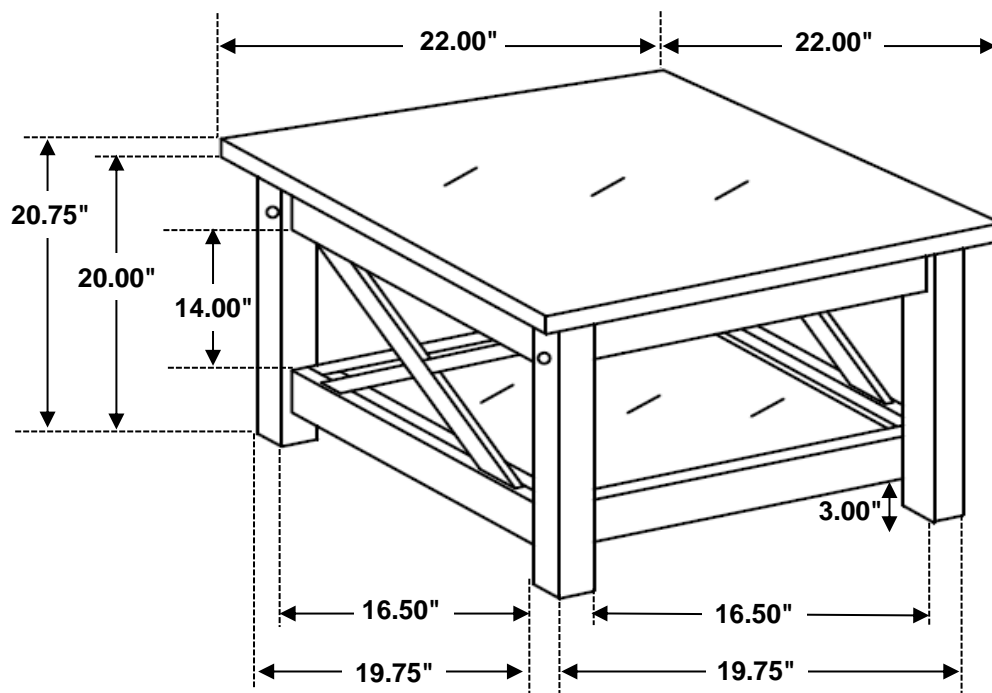
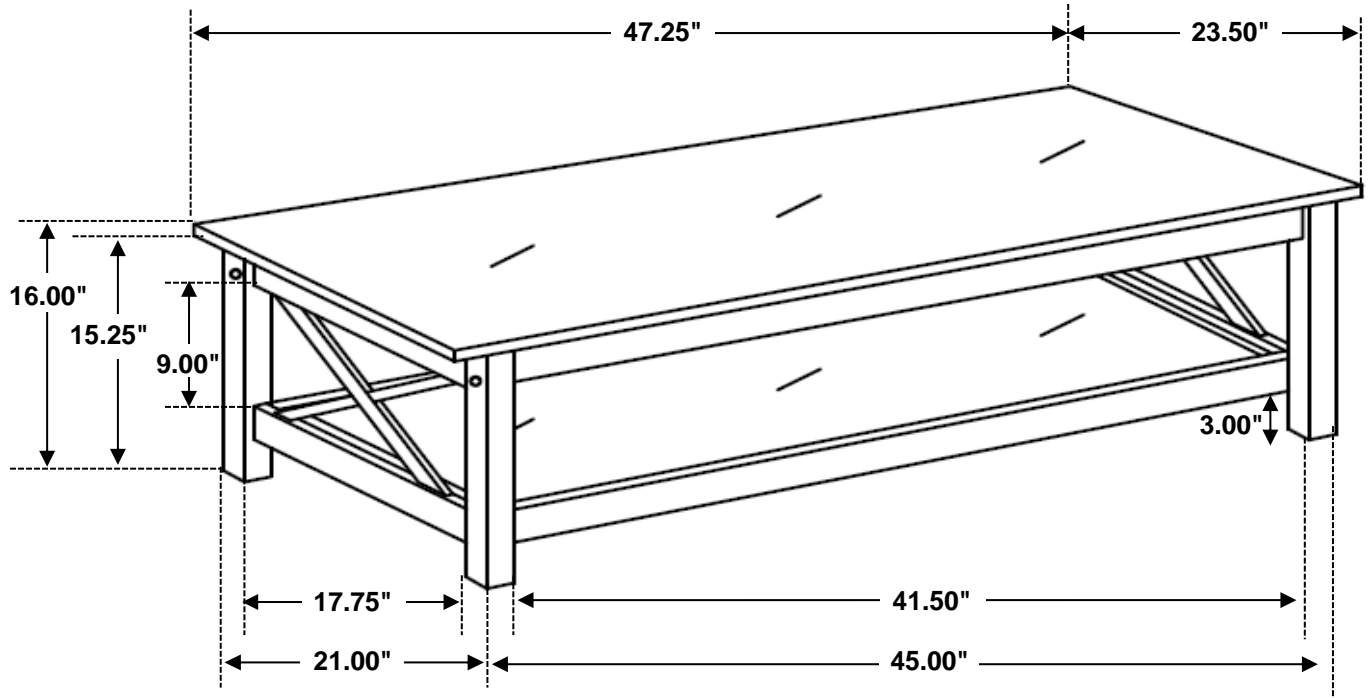


**STEP 3**

**COMPLETE**



ITEM:5909



Note: Dimension tolerance  $\pm 5\%$