



ASSEMBLY INSTRUCTIONS
COASTER FINE FURNITURE



Fine Furniture for every stage of life

505642
LOVE SEAT

ITEM : 505642



ASSEMBLY INSTRUCTIONS


ASSEMBLY TIPS:

- 1.Remove hardware from box and sort by size.
- 2.Please check to see that all hardware and parts are present prior to start of assembly.
- 3.Please follow attached instruction in the same sequence as numbered to assure fast & easy assembly.

WARNING!



- 1.Don't attempt to repair or modify parts that are broken or defective. Please contact the store immediately.
- 2.This product is for home use only and not intended for commercial establishment.

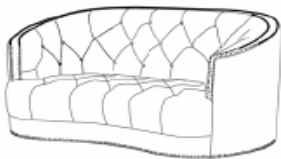


ASSEMBLY TIME PER UNIT:

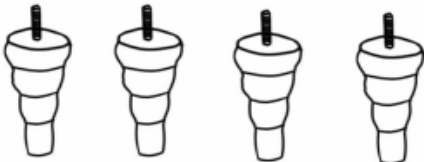
15 MINUTES

PARTS IDENTIFICATION

**A SEAT
1PC**



**B LEG
4PC**



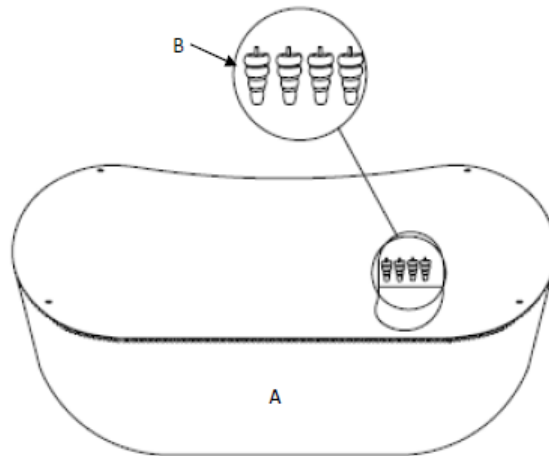
**C PILLOW
2PC**



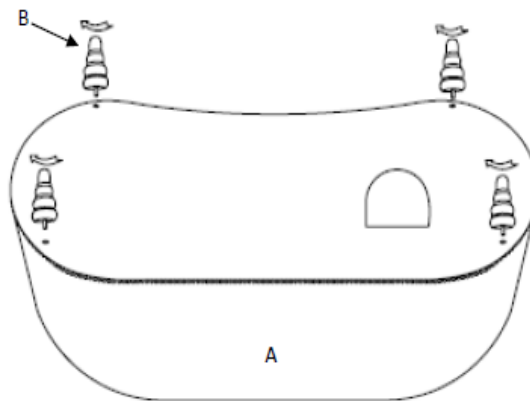
ITEM : 505642

ASSEMBLY INSTRUCTIONS



STEP 1



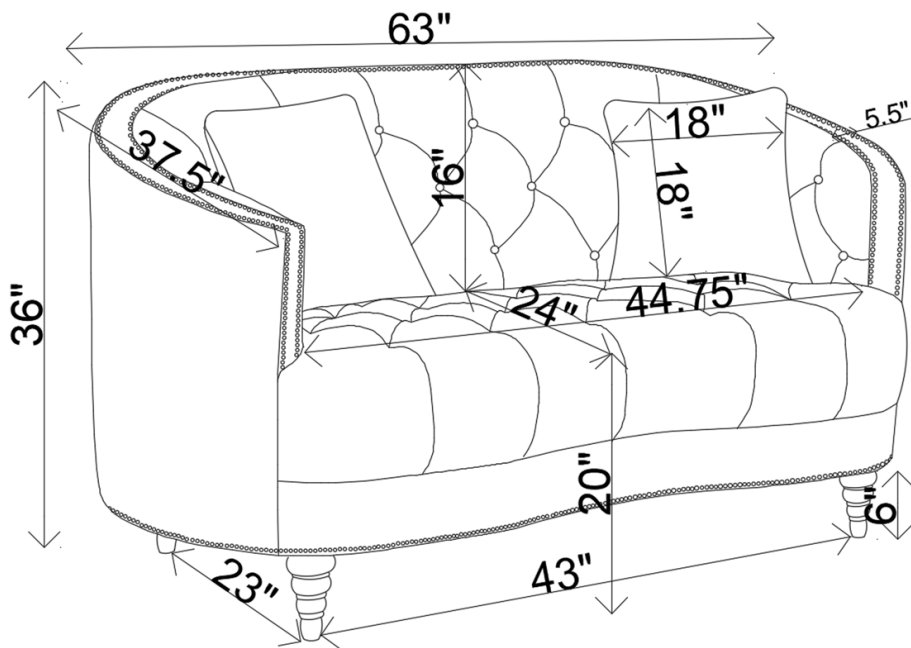
STEP 2



STEP 3



PRODUCT/PART DIMENSIONS



Note: Dimension tolerance $\pm 5\%$