



ASSEMBLY INSTRUCTIONS
COASTER FINE FURNITURE



Fine Furniture for every stage of life

902498
LOVE SEAT

ITEM : 902498

ASSEMBLY INSTRUCTIONS




ASSEMBLY TIPS:

- 1.Remove hardware from box and sort by size.
- 2.Please check to see that all hardware and parts are present prior to start of assembly.
- 3.Please follow attached instruction in the same sequence as numbered to assure fast & easy assembly.

WARNING!



- 1.Don't attempt to repair or modify parts that are broken or defective. Please contact the store immediately.
- 2.This product is for home use only and not intended for commercial establishment.

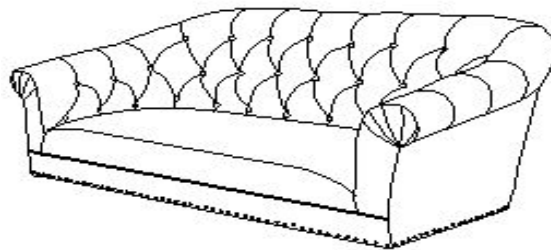


ASSEMBLY TIME PER UNIT

15 MINUTES

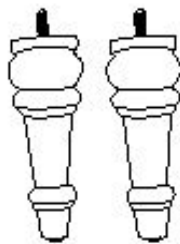
PARTS IDENTIFICATION

(A) LOVE SEAT



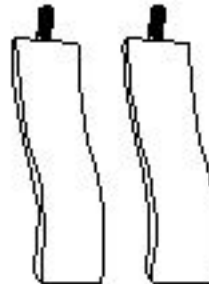
1 PC

(B) FRONT LEG



2 PCS

(C) REAR LEG

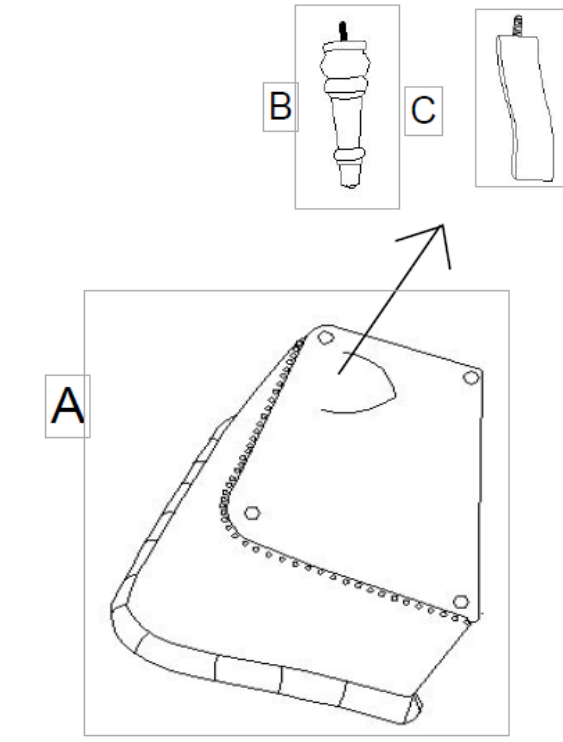


2 PC

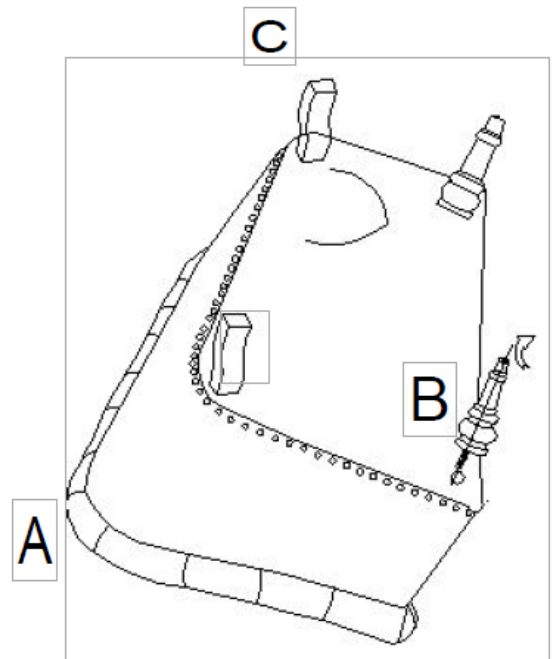
All above hardware pack is located in 902498

coasterfurniture.com



STEP 1:



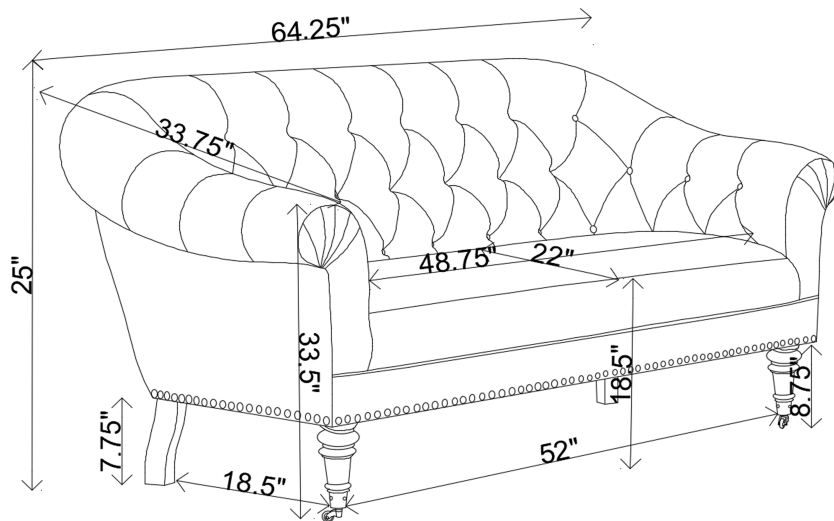
STEP 2:



STEP 3:



PRODUCT/PART DIMENSIONS



Note: Dimension tolerance $\pm 5\%$