

ASSEMBLY INSTRUCTIONS COASTER FINE FURNITURE



Fine Furniture for every stage of life

120694
BARSTOOL

REVISION:06/16/2020
REVISION:08/04/2022

COASTERFURNITURE.COM

ITEM :120694
ASSEMBLY INSTRUCTIONS



ASSEMBLY TIPS:

1. Remove hardware from box and sort by size.
2. Please check to see that all hardware and parts are present prior to start of assembly.
3. Please follow attached instructions in the same sequence as numbered to assure fast & easy assembly.





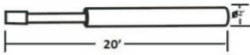


Warning!

1. Don't attempt to repair or modify parts that are broken or defective. Please contact the store immediately.
2. This product is for home use only and not intended for commercial establishments.





ASSEMBLY TIME 5 MINUTES

PARTS IDENTIFICATION

	PART NAME	FIGURE	QTY
A	SEAT AND BACK		1PC
B	FOOT REST		1PC
C	GAS CYLINDER		1PC
D	BASE		1PC
E	DECORATIVE RING		1PC

HARDWARE IDENTIFICATION

	HARDWARE NAME	FIGURE	QTY
1	BOLTS 3/16"x16MM		4PCS
2	ALLEN WRENCH M6		1PC

ITEM :120694
ASSEMBLY INSTRUCTIONS



STEP1

Remove sheath(black cover)
before using

C
E
D

STEP2

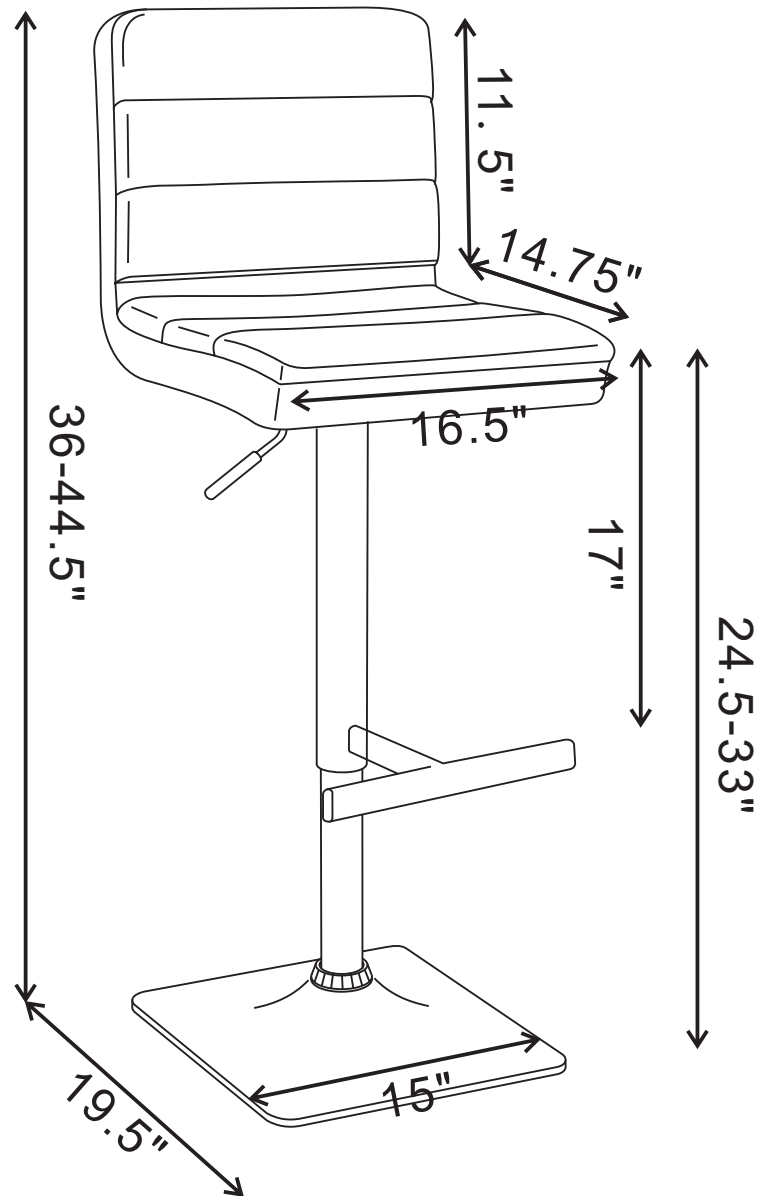
2
1
B
A

STEP3

Firmly push top into
gas spring

STEP4

ITEM :120694
ASSEMBLY INSTRUCTIONS



Note:Dimension tolerance±5%

COASTERFURNITURE.COM