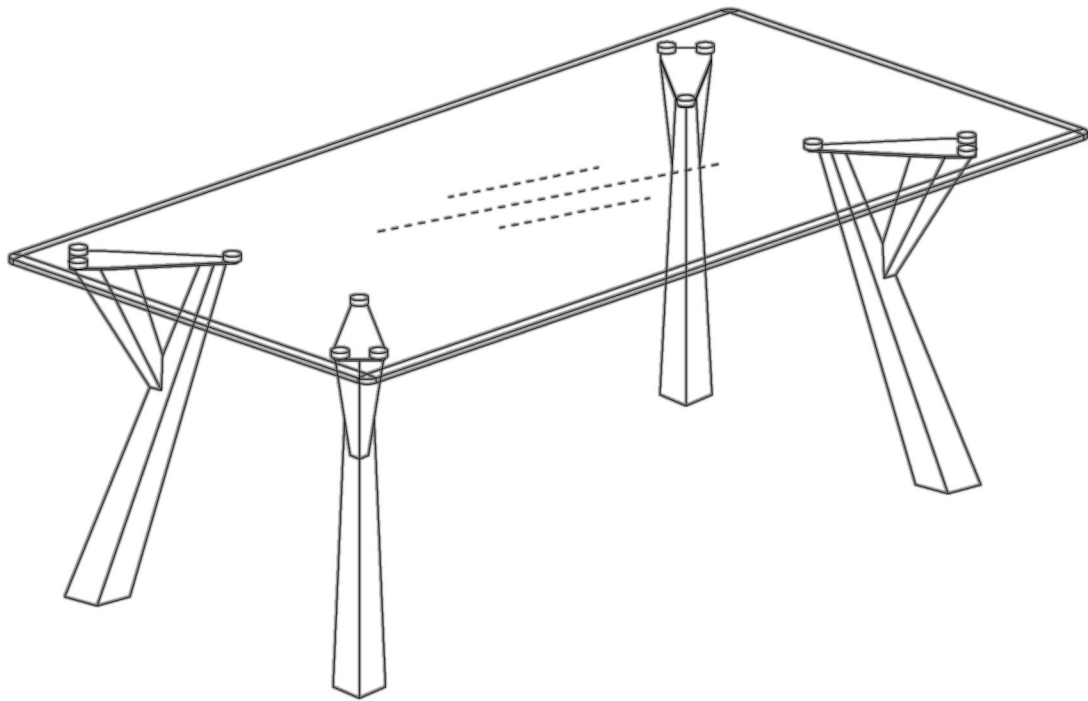


**ASSEMBLY INSTRUCTIONS**  
**COASTER FINE FURNITURE**



*Fine Furniture for every stage of life*

**190711(B1-B2)**  
**Dining Table**

# ITEM: 190711(B1-B2)

## ASSEMBLY INSTRUCTIONS


### ASSEMBLY TIPS:

1. Remove hardware from box and sort by size.
2. Please check to see that all hardware and parts are present prior to start of assembly.
3. Please follow attached instructions in the same sequence as numbered to assure fast & easy assembly.



### WARNING!

1. Don't attempt to repair or modify parts that are broken or defective. Please contact the store immediately.
2. This product is for home use only and not intended for commercial establishments.




ASSEMBLY TIME

10 MINUTES

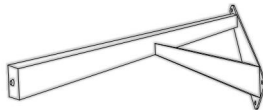
## PARTS IDENTIFICATION

Box1: A GLASS



1PC

Box2: B LEG




4PCS

## Z HARDWARE IDENTIFICATION

HARDWARE PACK IS LOCATED IN 190711(B2)

1 BOLTS M10\*12MM 12PCS



2 ALLEN WRENCH 4MM 1PC



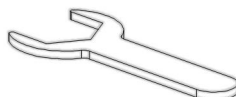
3 FLAT WASHER Ø8\*20 12PCS



4 NUT M8 12PCS



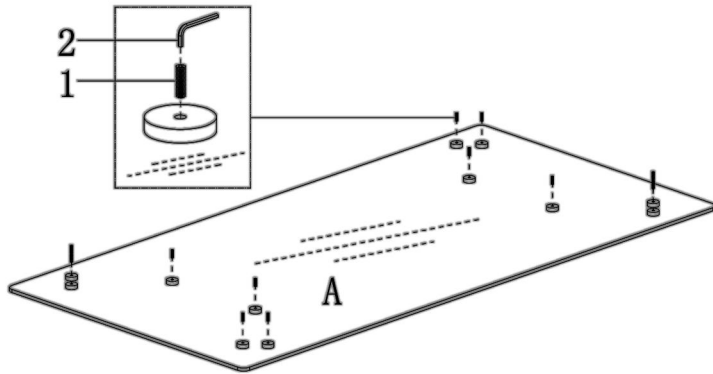
5 WRENCH 1PC



# ITEM: 190711(B1-B3)

## ASSEMBLY INSTRUCTIONS

### STEP1



### STEP2

