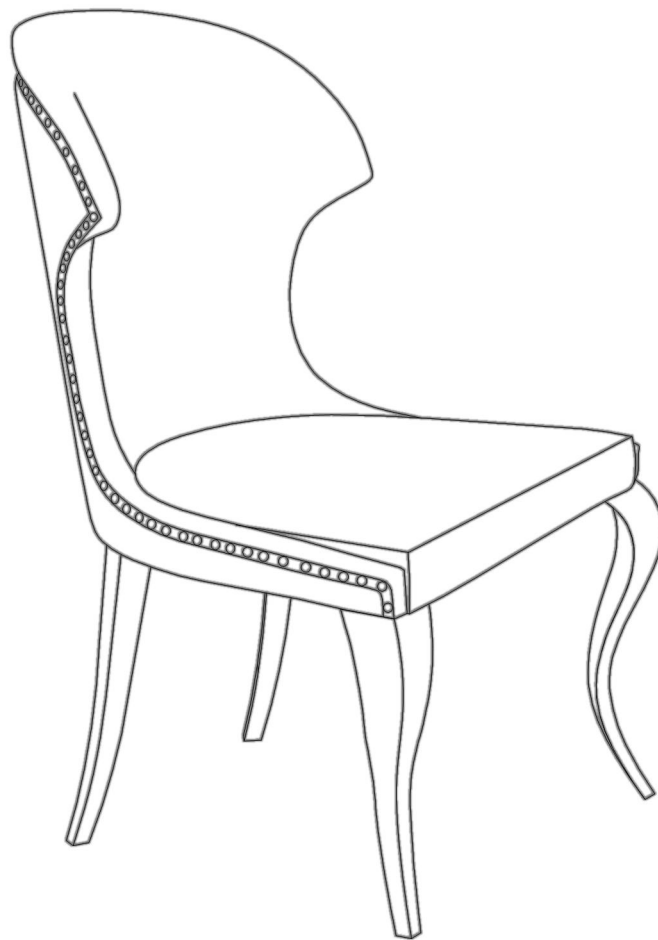


ASSEMBLY INSTRUCTIONS
COASTER FINE FURNITURE



Fine Furniture for every stage of life

190742(B1-B2)
Dining Chair

ITEM: 190742(B1-B2)

ASSEMBLY INSTRUCTIONS


ASSEMBLY TIPS:

1. Remove hardware from box and sort by size.
2. Please check to see that all hardware and parts are present prior to start of assembly.
3. Please follow attached instructions in the same sequence as numbered to assure fast & easy assembly.



WARNING!

1. Don't attempt to repair or modify parts that are broken or defective. Please contact the store immediately.
2. This product is for home use only and not intended for commercial establishments.



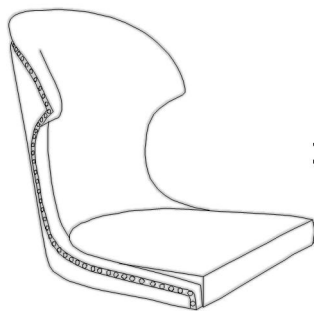
ASSEMBLY TIME

10 MINUTES

PARTS IDENTIFICATION

B1(BOX 1)

A SEAT AND BACK



1PC

B2(BOX 2)

B FRONT LEG



2PCS

C RIGHT BACK LEG



1PC

D LEFT BACK LEG

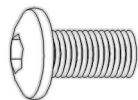


1PC

Z HARDWARE IDENTIFICATION

HARDWARE PACK IS LOCATED IN 190742(B2)

1 BOLTS M8*16



12PCS

2 SPRING WASHER Ø13



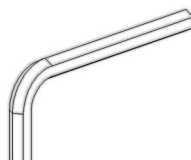
12PCS

3 FLAT WASHER Ø6*16



12PCS

4 ALLEN WRENCH 5MM

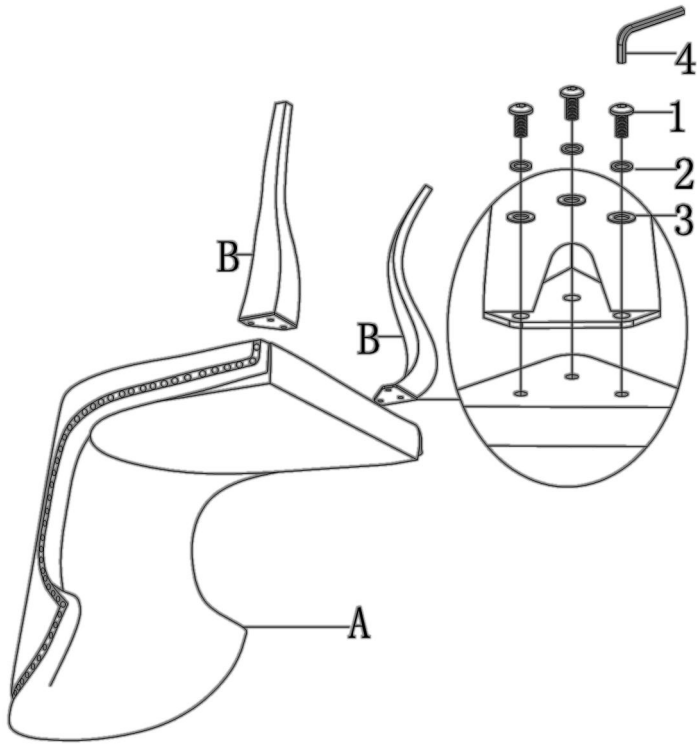


1PC

ITEM: 190742(B1-B2)

ASSEMBLY INSTRUCTIONS

STEP 1



STEP 2

