


*ASSEMBLY INSTRUCTIONS*  
*COASTER FINE FURNITURE*



*Fine Furniture for every stage of life*

**708367**  
**END TABLE**

ITEM:708367



# ASSEMBLY INSTRUCTIONS

## ASSEMBLY TIPS:

1. Remove hardware from box and sort by size.
2. Please check to see that all hardware and parts are present prior to start of assembly.
3. Please follow attached instructions in the same sequence as numbered to assure fast & easy assembly.



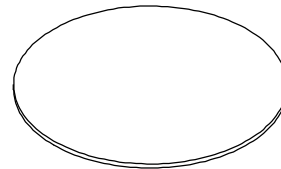
## WARNING!

1. Don't attempt to repair or modify parts that are broken or defective. Please contact the store immediately.
2. This product is for home use only and not intended for commercial establishments.

ASSEMBLY TIME 25 MINUTES


## PARTS IDENTIFICATION

AN MIRROR



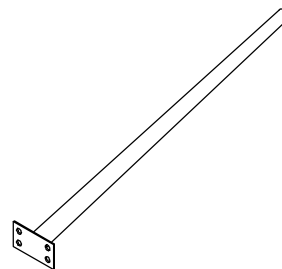
1PC

B TOP FRAME



1PC

C LEG



4PCS

ZN

## HARDWARE IDENTIFICATION

1 BOLT  
(1/4" x 12mm)



16PCS

3 SUCTION CUP



4PCS

2 CAP  
(ø12mm BLK)



4PCS

4 ALLEN WRENCH  
(4mm)



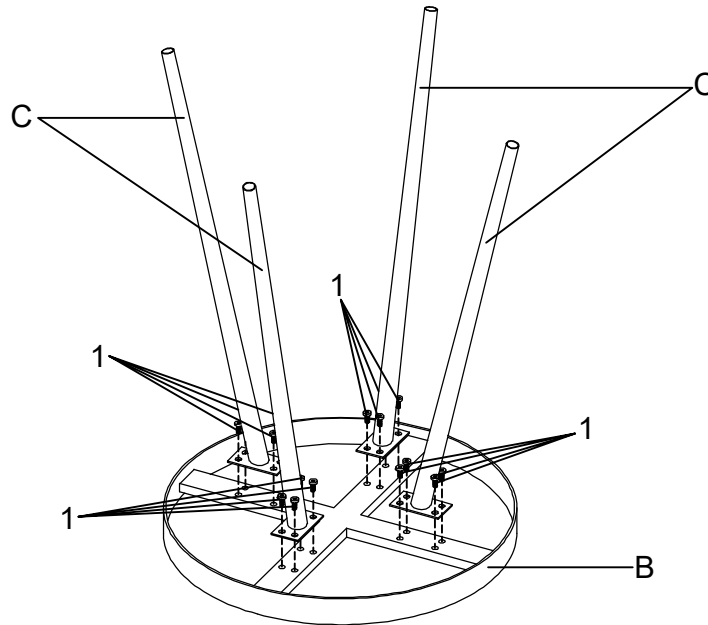
1PC

ITEM:708367

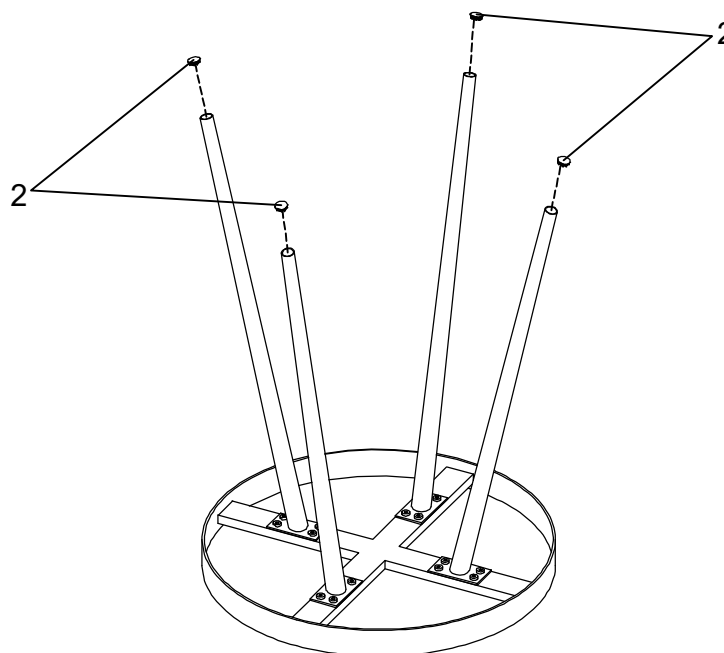


# ASSEMBLY INSTRUCTIONS

**STEP 1** Do not tighten until each step is completed or instructed.



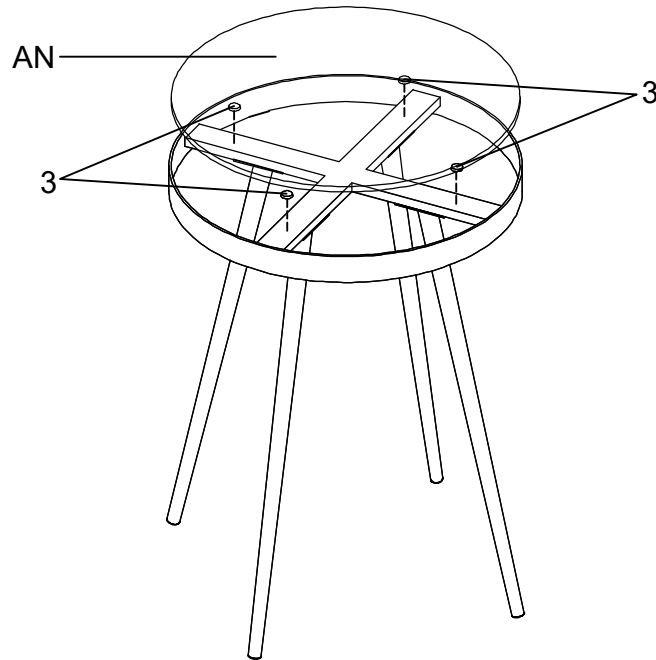
## STEP 2




ITEM:708367

# ASSEMBLY INSTRUCTIONS

## STEP 3



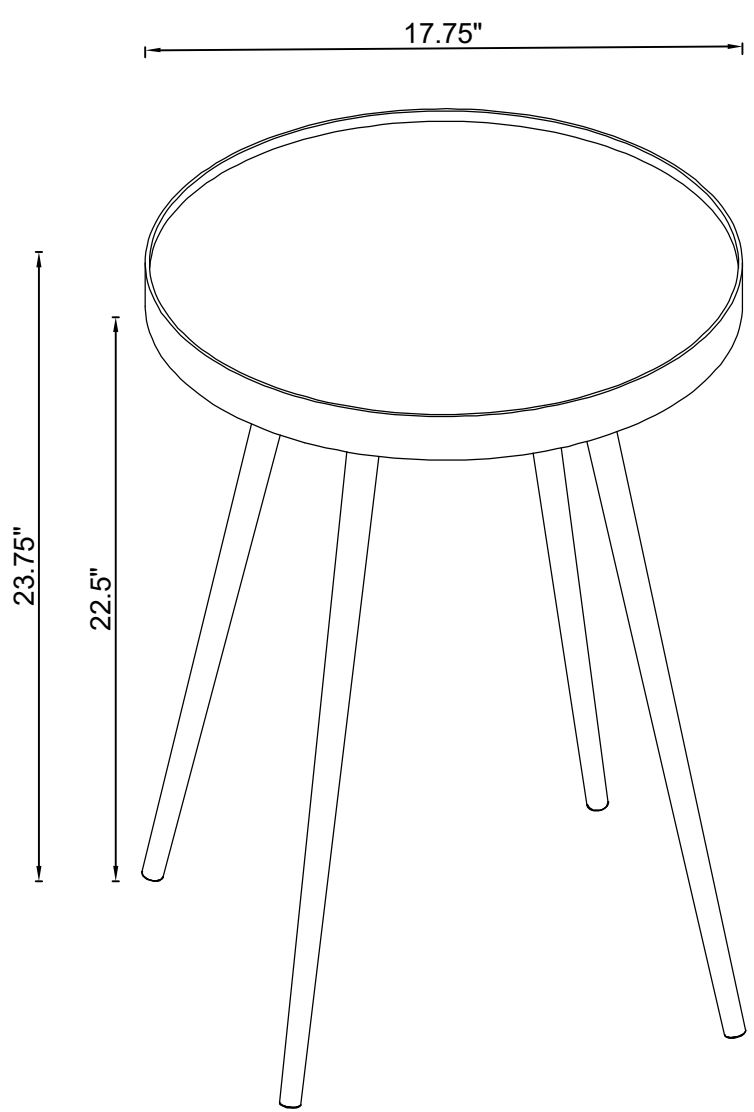
## STEP 4 COMPLETE



# ITEM:708367 ASSEMBLY INSTRUCTIONS



<b>Product Size : 451 DIA X 603 H (MM)</b>
<b>Product Size : 17.75" DIA X 23.75"</b>



Note : Dimension tolerance  $\pm 5\%$