

ASSEMBLY INSTRUCTIONS
COASTER FINE FURNITURE



Fine Furniture for every stage of life

920140
FLOOR LAMP

ASSEMBLY INSTRUCTIONS

ASSEMBLY TIPS:

- 1.Remove hardware from box and sort by size.
- 2.Please check to see that all hardware and parts are present prior to start of assembly.
- 3.Please follow attached instruction in the same sequence as numbered to assure fast & easy assembly.



WARNING!

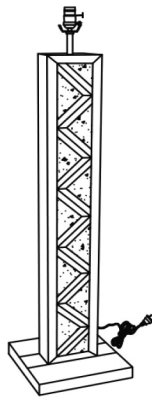
- 1.Don't attempt to repair or modify parts that are broken or defective. Please contact the store
- 2.This product is for home use only and not intended for commercial establishment.

ASSEMBLY TIME 10 MINUTES

PARTS IDENTIFICATION

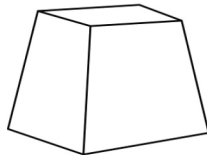
B1: TABLE LAMP

A TABLE LAMP 1PC





B2: LAMP SHADE

C SHADE 1PC



Z-HARDWARE

B FINIAL  1PC

D HARP  1PC

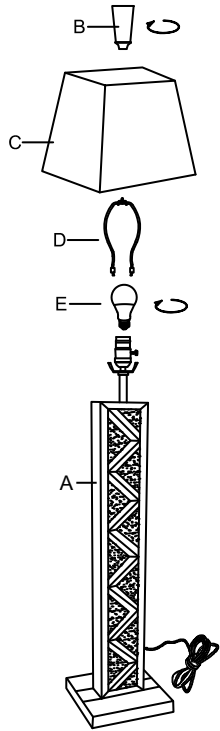
E LIGHT BULB  1PC

HARDWARE PACK IS LOCATED IN 920140 (B1)

ITEM : 920140

ASSEMBLY INSTRUCTIONS

STEP 1



STEP 2

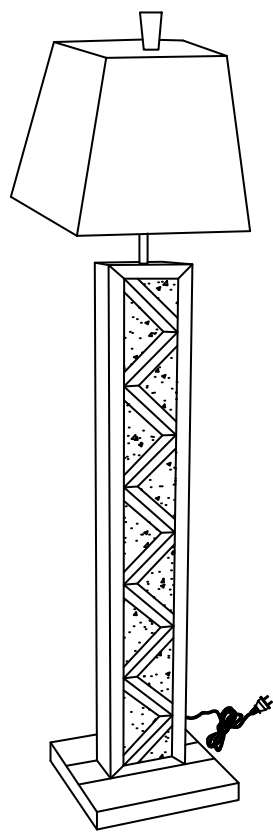


TABLE LAMP: TYPE A LED BULB 9W

