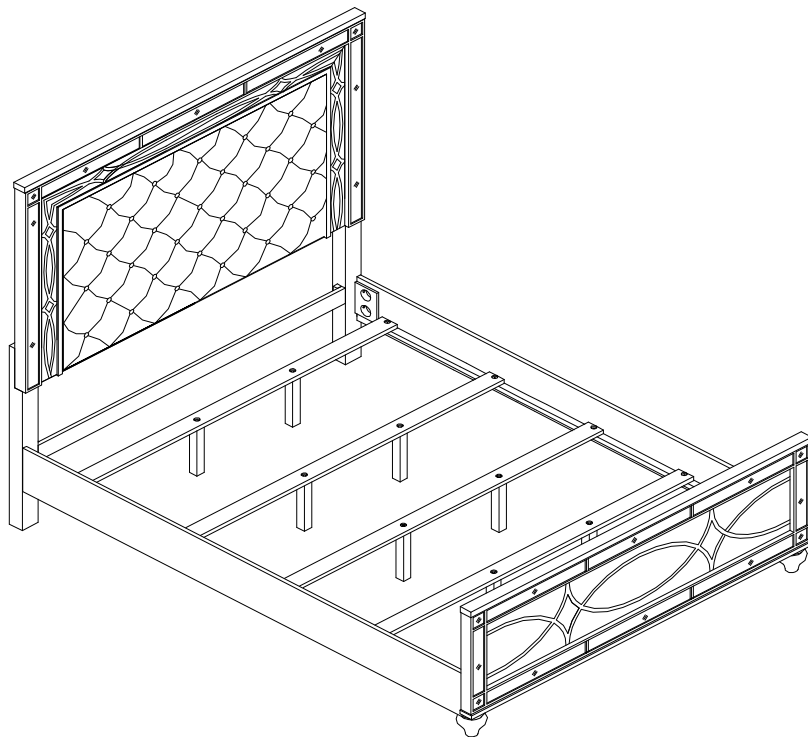


**ASSEMBLY INSTRUCTIONS**  
**COASTER FINE FURNITURE**



*Fine Furniture for every stage of life*

**22321KE (B1-B3)**  
***Eastern King Bed***

# ITEM: 223211KE (B1-B3)



## ASSEMBLY INSTRUCTIONS

### ASSEMBLY TIPS:

1. Remove hardware from box and sort by size.
2. Please check to see that all hardware and parts are present prior to start of assembly.
3. Please follow attached instructions in the same sequence as numbered to assure fast & easy assembly.



### WARNING!

1. Don't attempt to repair or modify parts that are broken or defective. Please contact the store immediately.
2. This product is for home use only and not intended for commercial establishments.



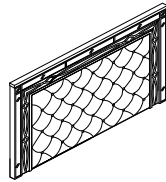
ASSEMBLY TIME

30 MINUTES

## PARTS IDENTIFICATION

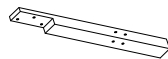
### B1 (BOX 1)

A HEADBOARD PANEL



1PC

C RIGHT HEADBOARD LEG



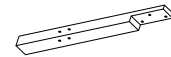
1PC

B HEADBOARD BOTTOM RAIL



1PC

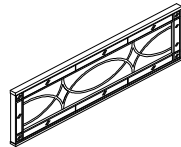
D LEFT HEADBOARD LEG



1PC

### B2 (BOX 2)

E FOOTBOARD PANEL



1PC

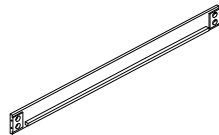
F FOOTBOARD BUN FOOT



2PCS

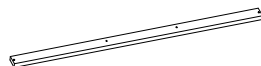
### B3 (BOX 3)

G BED RAIL



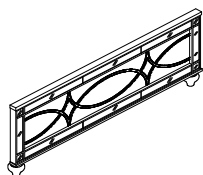
2PCS

I BED SLAT



4PCS

FB 223211KE (B2) FROM BOX 2 FOOTBOARD COMPLETE



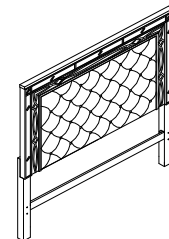
1PC

H BED SLAT SUPPORT WITH LEVELER



8PCS

HB 223211KE (B1) FROM BOX 1 HEADBOARD COMPLETE



1PC

# ITEM: 223211KE (B1-B3)



## ASSEMBLY INSTRUCTIONS

### ASSEMBLY TIPS:

1. Remove hardware from box and sort by size.
2. Please check to see that all hardware and parts are present prior to start of assembly.
3. Please follow attached instructions in the same sequence as numbered to assure fast & easy assembly.

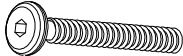





### WARNING!




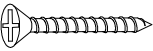

1. Don't attempt to repair or modify parts that are broken or defective. Please contact the store immediately.
2. This product is for home use only and not intended for commercial establishments.

## HARDWARE IDENTIFICATION

### Z-B1 (BOX 1) - HARDWARE PACK IS LOCATED IN 223211KE (B1)

1	<b>BOLT</b> ( $\Phi 5/16''$ x 50mm - RBW)		10PCS	2	<b>LOCK WASHER</b> ( $\Phi 5/16''$ - RBW)		10PCS
3	<b>FLAT WASHER</b> ( $\Phi 5/16''$ - RBW)		10PCS	4	<b>ALLEN WRENCH</b> (4MM - RBW)		1PC

### Z-B3 (BOX 3) - HARDWARE PACK IS LOCATED IN 223211KE (B3)

5	<b>THREADED BOLT</b> ( $\Phi 5/16''$ x 3-1/2'' - RBW)		8PCS	6	<b>HALF ROUND NUT</b> ( $\Phi 5/16''$ - RBW)		8PCS
7	<b>WRENCH</b> (14MM - RBW)		1PC	8	<b>FLAT HEAD SCREW</b> ( $\Phi 4$ x 30mm - RBW)		8PCS
9	<b>HEX NUT</b> ( $\Phi 5/16''$ x 14mm - RBW)		8PCS				

### NOTE:

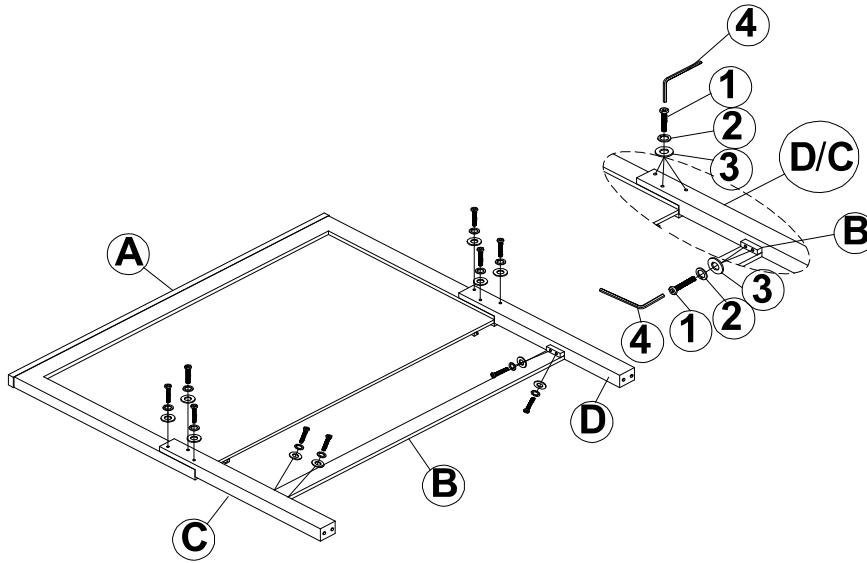
Phillips head screw driver is required in the assembly process; however, manufacturer does not provide this item.

ITEM: **223211KE (B1-B3)**

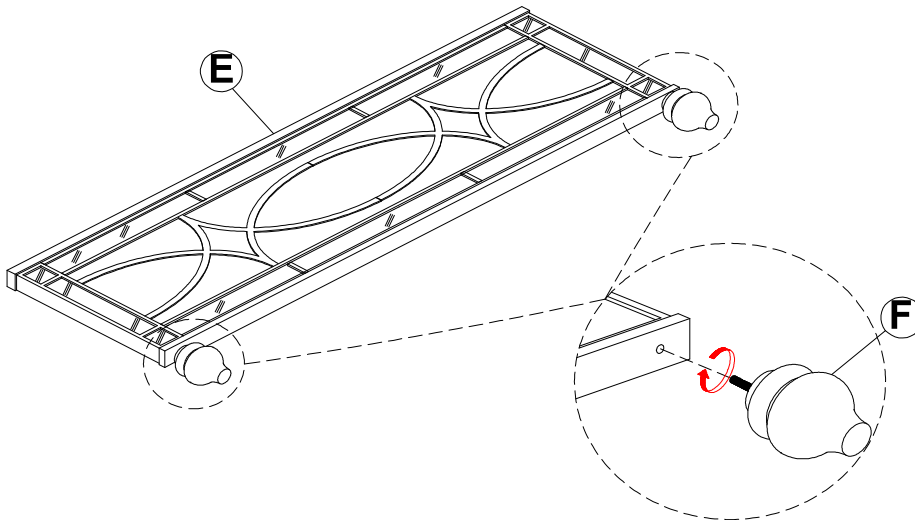


**ASSEMBLY INSTRUCTIONS**

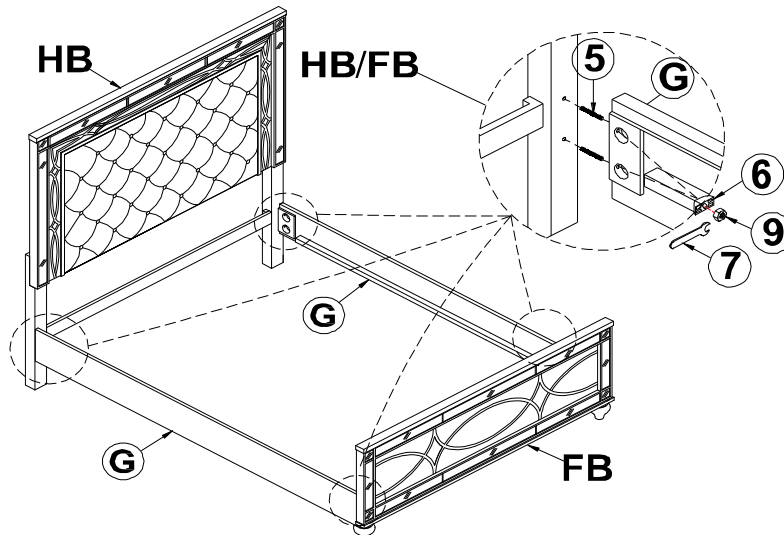
**STEP 1**



**STEP 2**



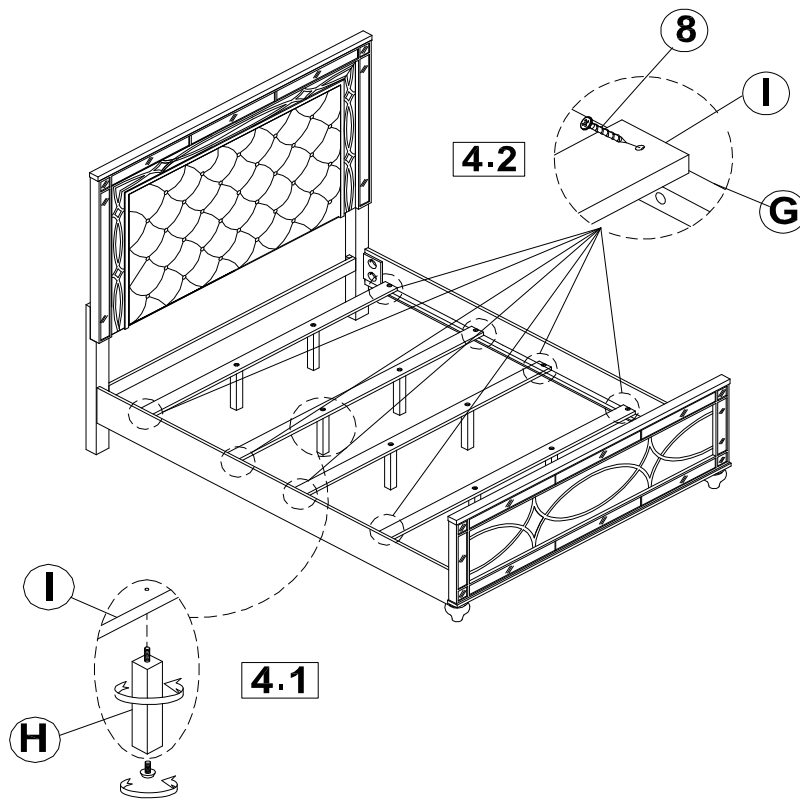
**STEP 3**



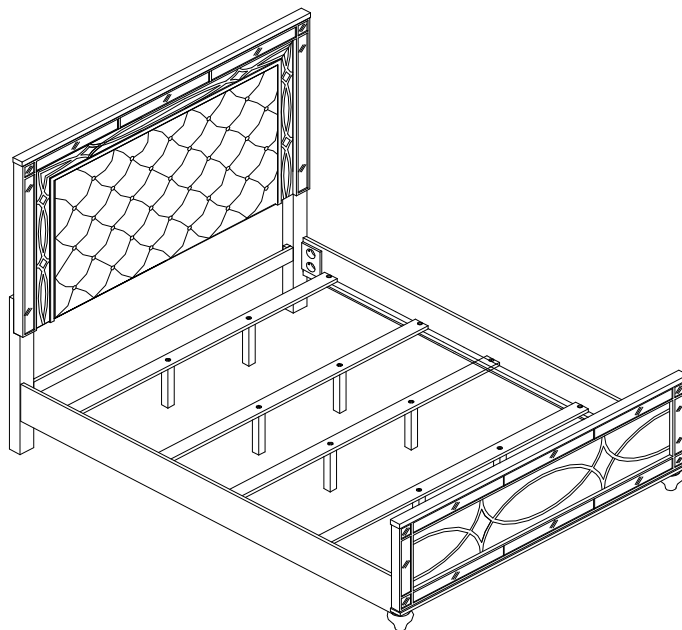
# ITEM: 223211KE (B1-B3)

## ASSEMBLY INSTRUCTIONS

### STEP 4



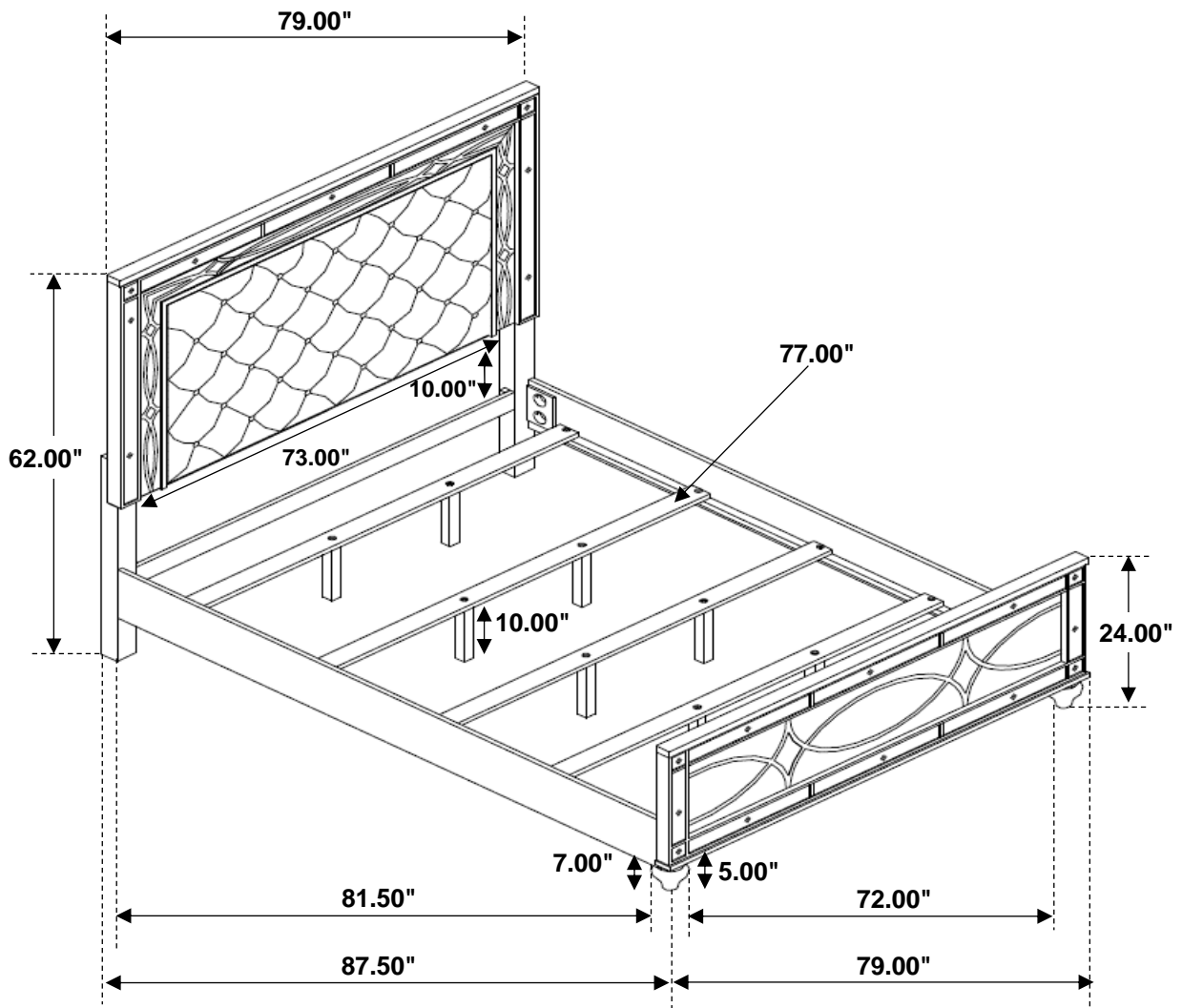
### STEP 5 COMPLETE



ITEM: 223211KE (B1-B3)



Inner Size: 77.00"W X 81.50"D



Note: Dimension tolerance  $\pm 5\%$