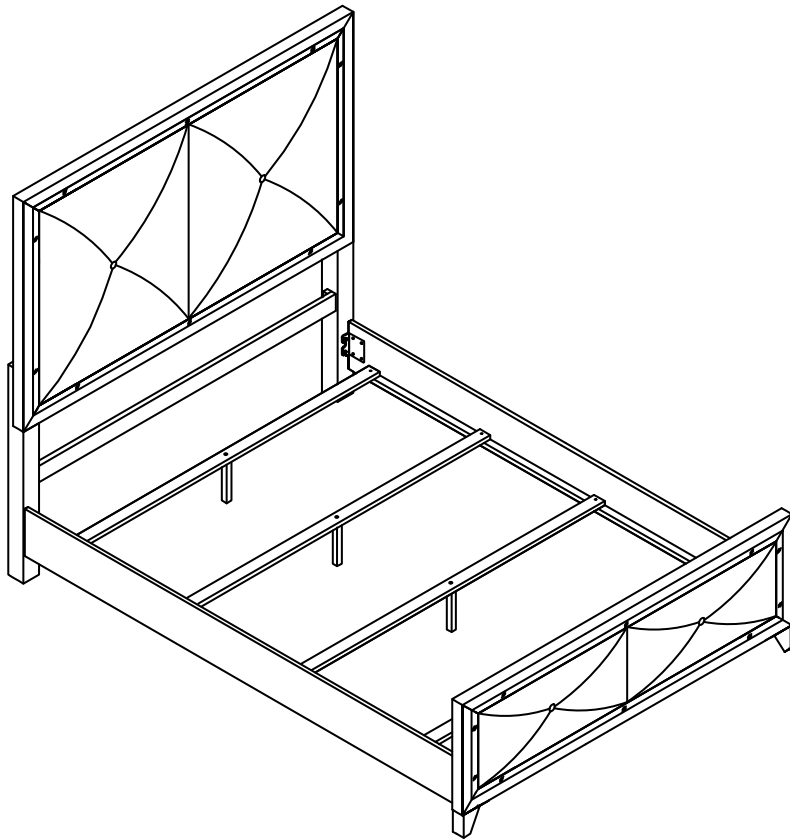


**ASSEMBLY INSTRUCTIONS**  
**COASTER FINE FURNITURE**



*Fine Furniture for every stage of life*

**224491Q(B1-B3)**  
**Queen Bed**

# ITEM: 224491Q(B1-B3)

## ASSEMBLY INSTRUCTIONS

### ASSEMBLY TIPS:

1. Remove hardware from box and sort by size.
2. Please check to see that all hardware and parts are present prior to start of assembly.
3. Please follow attached instructions in the same sequence as numbered to assure fast & easy assembly.



### WARNING!

1. Don't attempt to repair or modify parts that are broken or defective. Please contact the store immediately.
2. This product is for home use only and not intended for commercial establishments.

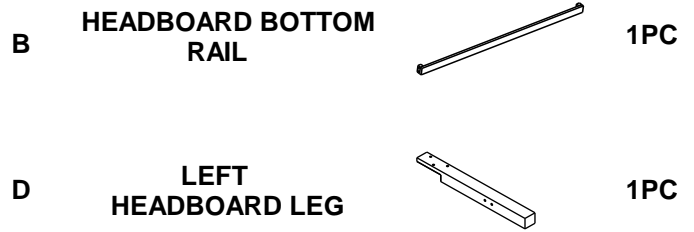
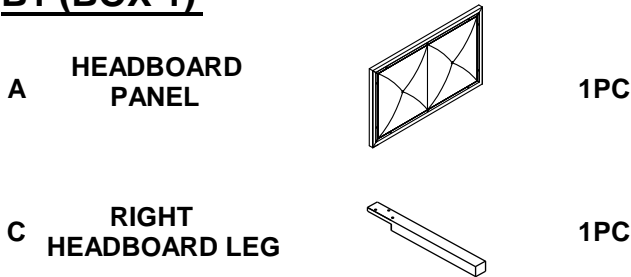


ASSEMBLY TIME

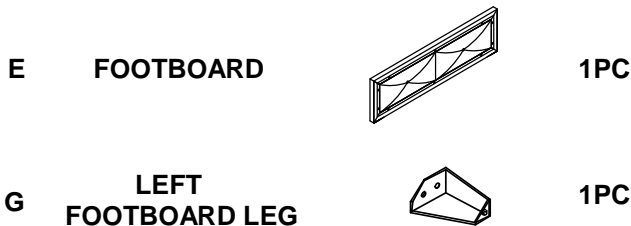
30 MINUTES

## PARTS IDENTIFICATION

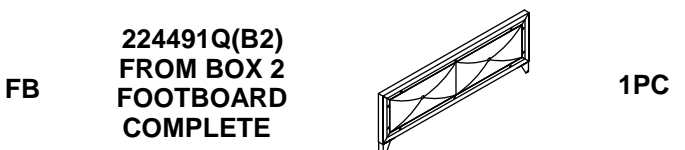
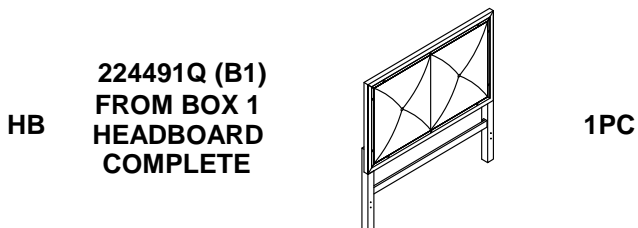
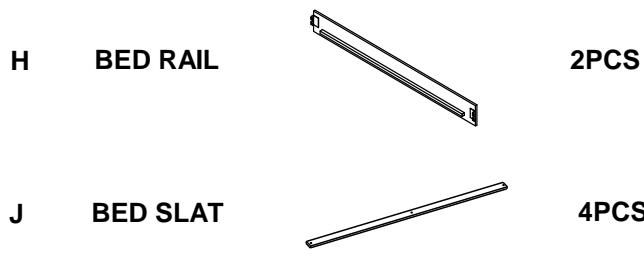
### B1 (BOX 1)



### B2 (BOX 2)



### B3 (BOX 3)



### NOTE:

Phillips head screw driver is required in the assembly process; however, manufacturer does not provide this item.

# ITEM: 224491Q(B1-B3)

## ASSEMBLY INSTRUCTIONS

### ASSEMBLY TIPS:

1. Remove hardware from box and sort by size.
2. Please check to see that all hardware and parts are present prior to start of assembly.
3. Please follow attached instructions in the same sequence as numbered to assure fast & easy assembly.





### WARNING!



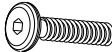



1. Don't attempt to repair or modify parts that are broken or defective. Please contact the store immediately.
2. This product is for home use only and not intended for commercial establishments.

## HARDWARE IDENTIFICATION

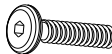




### Z-B1 (BOX 1) - HARDWARE PACK IS LOCATED IN 224491Q (B1)

1	<b>BOLT</b> ( $\phi$ 5/16" x 50MM- RBW)		10PCS	2	<b>LOCK WASHER</b> ( $\phi$ 5/16" - RBW)		10PCS
3	<b>FLAT WASHER</b> ( $\phi$ 5/16" - RBW)		10PCS	4	<b>ALLEN WRENCH</b> (4MM x 59MM - RBW)		1PC

### Z-B2 (BOX 2) - HARDWARE PACK IS LOCATED IN 224491Q (B2)

5	<b>BOLT</b> ( $\phi$ 5/16" x 20MM- RBW)		4PCS	6	<b>LOCK WASHER</b> ( $\phi$ 5/16" - RBW)		4PCS
7	<b>FLAT WASHER</b> ( $\phi$ 5/16" - RBW)		4PCS	8	<b>ALLEN WRENCH</b> (4MM x 59MM - RBW)		1PC

### Z-B3 (BOX 3) - HARDWARE PACK IS LOCATED IN 224491Q (B3)

9	<b>BOLT</b> ( $\phi$ 5/16" x 20MM- RBW)		8PCS	10	<b>LOCK WASHER</b> ( $\phi$ 5/16" - RBW)		8PCS
11	<b>FLAT WASHER</b> ( $\phi$ 5/16" - RBW)		8PCS	12	<b>ALLEN WRENCH</b> (4MM x 59MM - RBW)		1PC
13	<b>FLAT HEAD SCREW</b> ( $\phi$ 4 x 30MM - RBW)		8PCS				

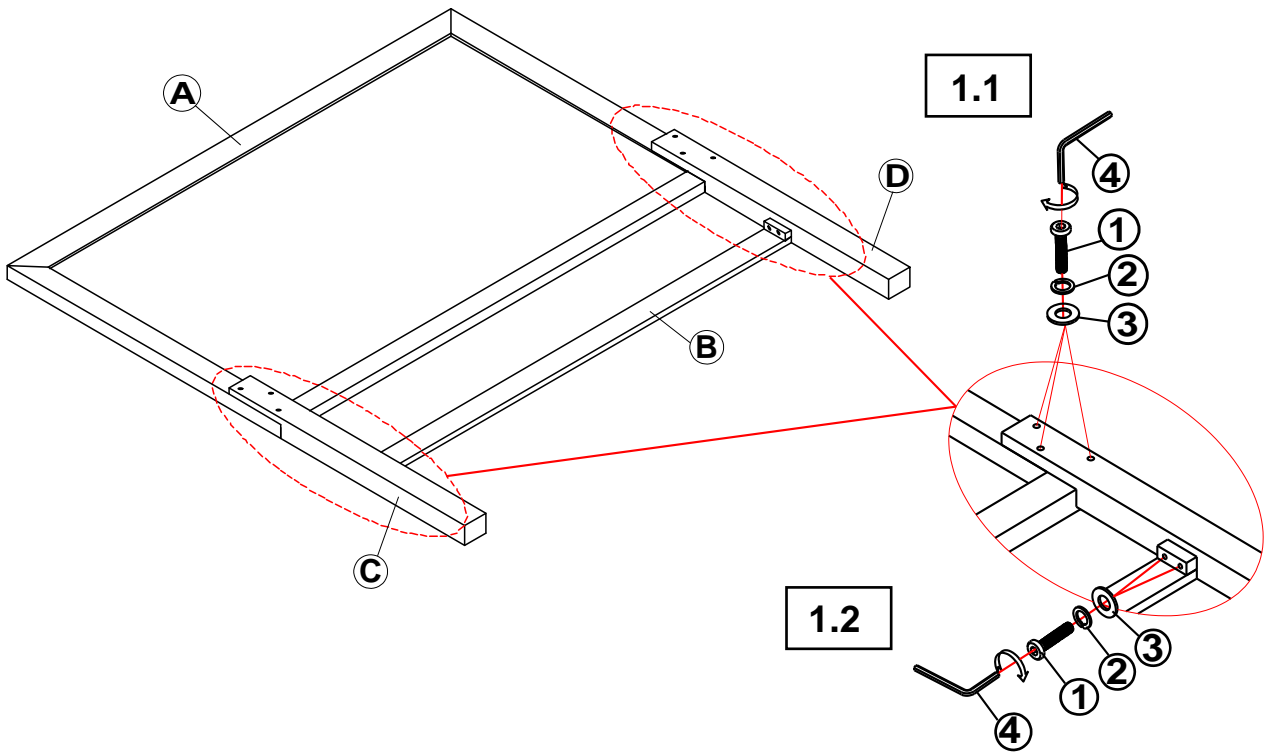
### NOTE:

Phillips head screw driver is required in the assembly process; however, manufacturer does not provide this item.

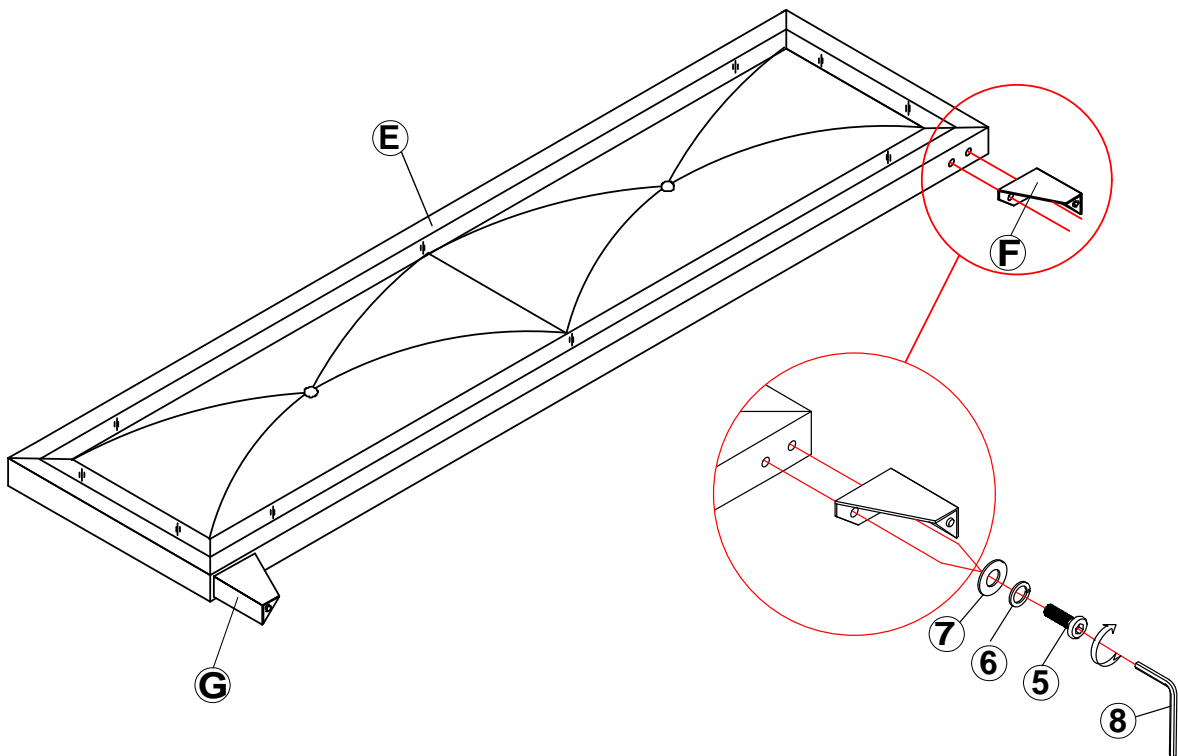
# ITEM: 224491Q(B1-B3)

## ASSEMBLY INSTRUCTIONS

### STEP 1



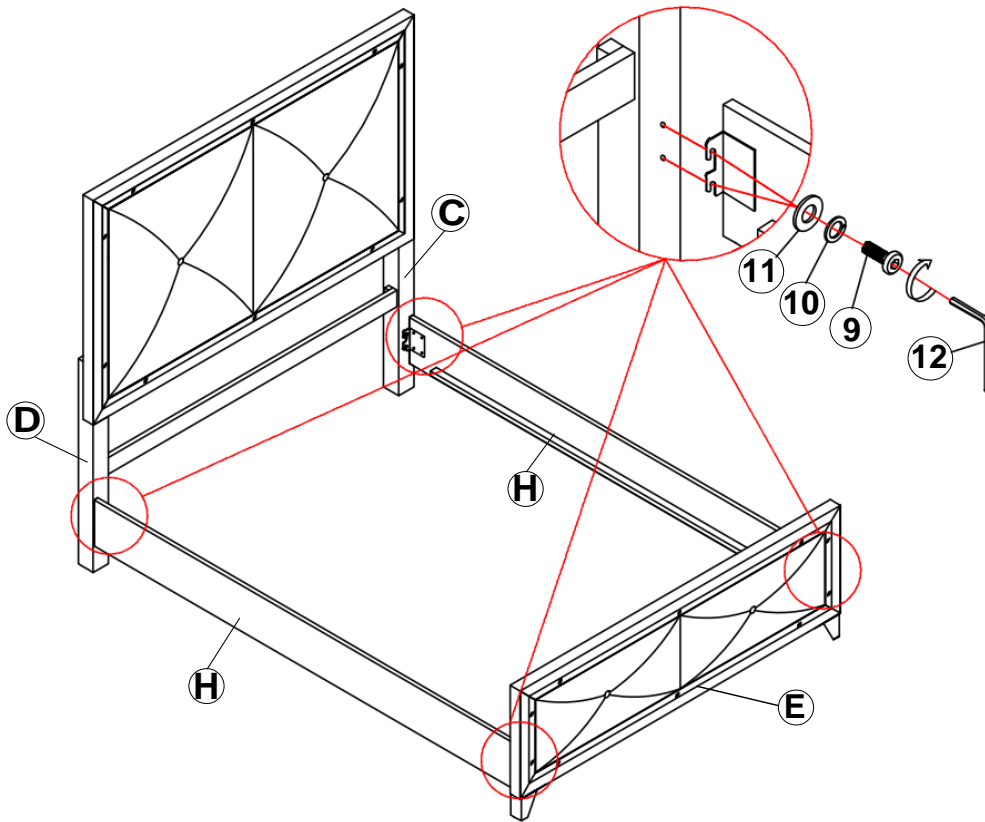
### STEP 2



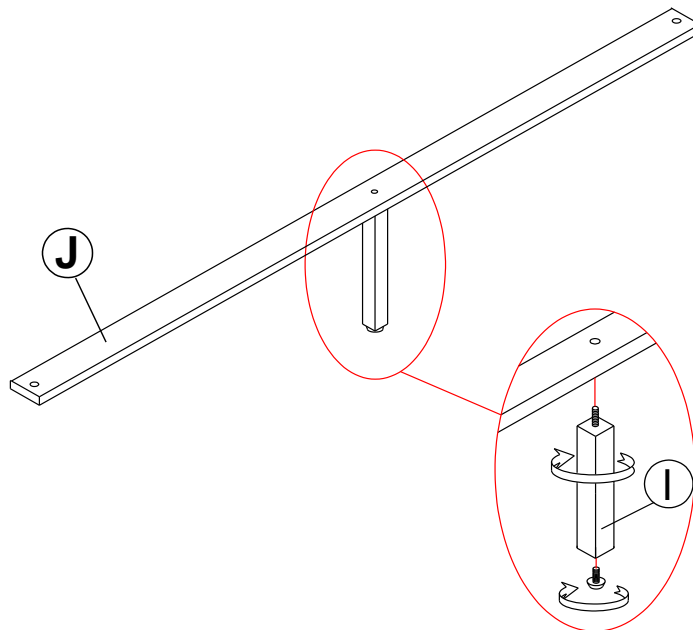
# ITEM: 224491Q(B1-B3)

## ASSEMBLY INSTRUCTIONS

### STEP 3



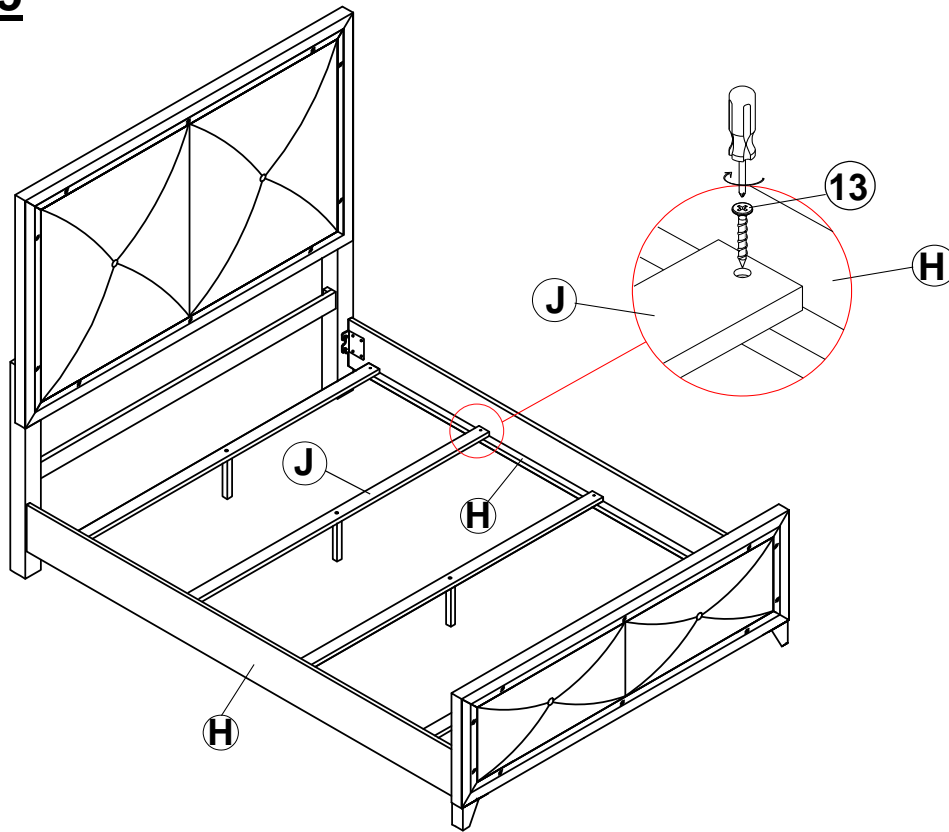
### STEP 4




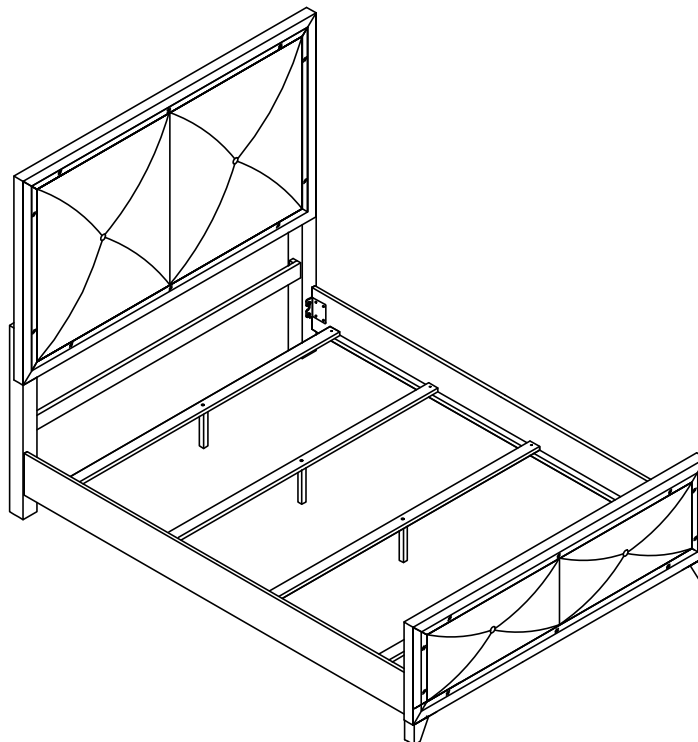
ITEM: **224491Q(B1-B3)**

**ASSEMBLY INSTRUCTIONS**

**STEP 5**



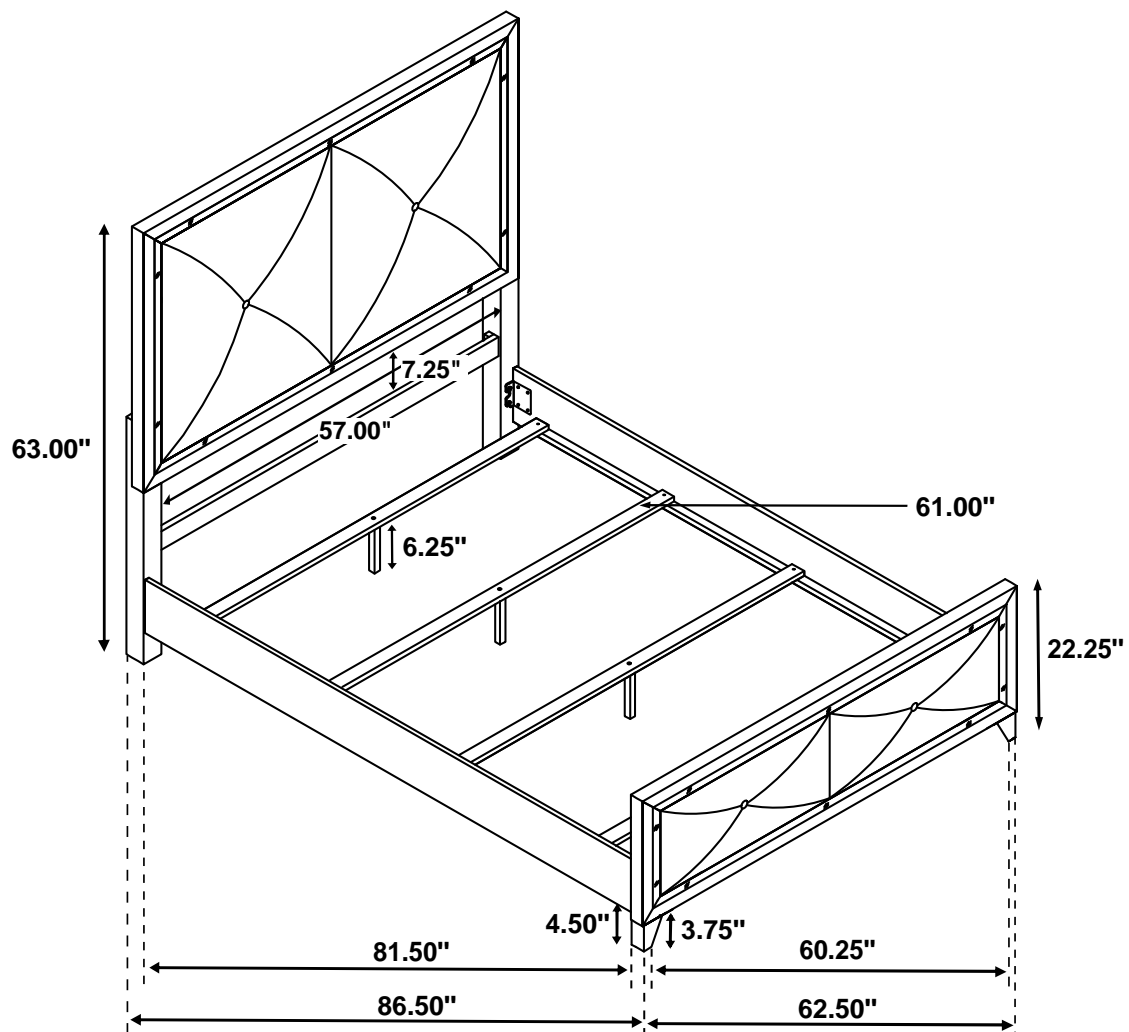
**STEP 6**  
**COMPLETE**



ITEM: **224491Q(B1-B3)**



Inner Size : 81.50"W X 61.00"D



Note: Dimension tolerance  $\pm 5\%$