



# ASSEMBLY INSTRUCTIONS

## COASTER FINE FURNITURE



*Fine Furniture for every stage of life*

**509796(B1&B2)**  
**Sectional**

REVISION 0 : 11/30/2021  
REVISION 1 : 03/10/2022  
REVISION 2 : 03/18/2022  
REVISION 3 : 07/12/2022  
REVISION 4 : 03/24/2023

**PAGE 1 OF 6**

COASTERFURNITURE.COM

# ITEM: 509796(B1&B2)



## ASSEMBLY INSTRUCTIONS

### ASSEMBLY TIPS:

1. Remove hardware from box and sort by size.
2. Please check to see that all hardware and parts are present prior to start of assembly.
3. Please follow attached instructions in the same sequence as numbered to assure fast & easy assembly.



### WARNING!

1. Don't attempt to repair or modify parts that are broken or defective. Please contact the store immediately.
2. This product is for home use only and not intended for commercial establishments.



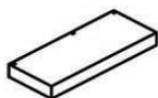
ASSEMBLY TIME

30 MINUTES

## PARTS IDENTIFICATION

### B1 (BOX 1)

A SOFA SEAT FRAME



1PC

B SOFA BACK FRAME




2PCS

C ARM FRAME



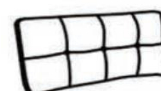
1PC

D SOFA SEAT CUSHION



2PCS

E SOFA BACK CUSHION



2PCS

F BACK PILLOW



1PC

G LEG



4PCS

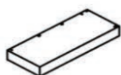
H MIDDLE LEG



1PC

### B2 (BOX 2)

I CHAISE SEAT FRAME



1PC

J CHAISE LEFT BACK FRAME



1PC

K CHAISE MIDDLE BACK FRAME



1PC

L CHAISE RIGHT BACK FRAME



1PC

M CHAISE LEFT BACK CUSHION



1PC

N CHAISE MIDDLE BACK CUSHION



1PC

O CHAISE RIGHT BACK CUSHION



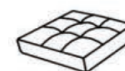
1PC

P CHAISE BIG SEAT CUSHION



1PC

Q CHAISE SMALL SEAT CUSHION



1PC

F BACK PILLOW



1PC

G LEG



4PCS

H MIDDLE LEG



1PC

# ITEM: 509796(B1&B2)



## ASSEMBLY INSTRUCTIONS

### ASSEMBLY TIPS:

1. Remove hardware from box and sort by size.
2. Please check to see that all hardware and parts are present prior to start of assembly.
3. Please follow attached instructions in the same sequence as numbered to assure fast & easy assembly.



### WARNING!

1. Don't attempt to repair or modify parts that are broken or defective. Please contact the store immediately.
2. This product is for home use only and not intended for commercial establishments.



ASSEMBLY TIME

30 MINUTES

## HARDWARE IDENTIFICATION

### Z-B1 (BOX1) - HARDWARE PACK IS LOCATED IN 509796 (B1)

- 1 **SHORT BOLT**  
(35mm - RBW)



16PCS

- 2 **LONG BOLT**  
(75mm - RBW)



4PCS

- 3 **FLAT WASHER**  
(75mm - RBW)



4PCS

- 4 **CONNECTOR**



2PCS

- 5 **ALLEN WRENCH**  
(75mm - BLK)



1PC

### Z-B2 (BOX 2) - HARDWARE PACK IS LOCATED IN 509796 (B2)

- 1 **SHORT BOLT**  
(35mm - RBW)



12PCS

- 5 **ALLEN WRENCH**  
(75mm - BLK)



1PC

ITEM: **509796(B1&B2)**

## ASSEMBLY INSTRUCTIONS



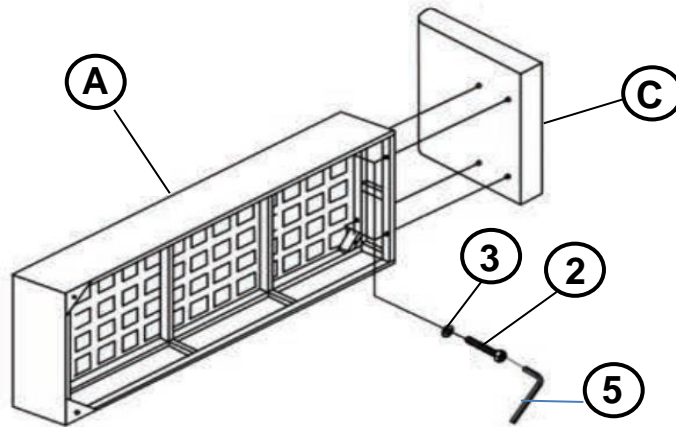
LAF



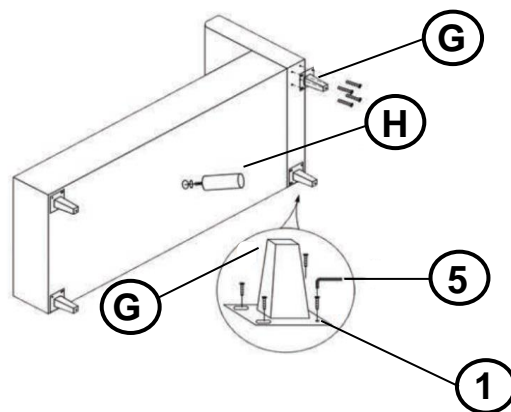
RAF



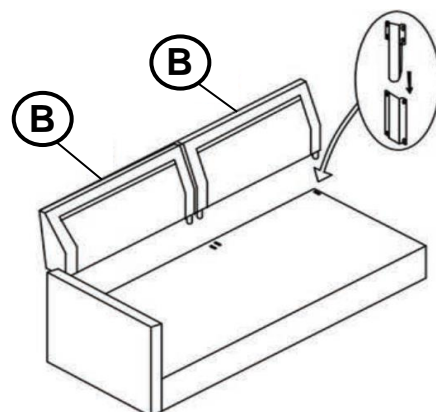
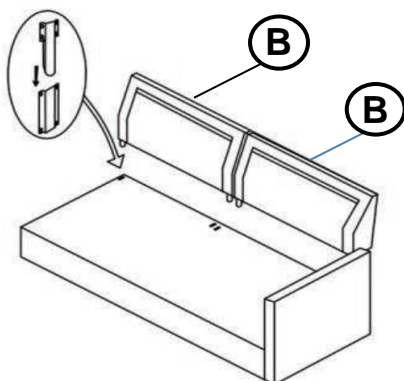
### STEP 1



### STEP 2



### STEP 3



ITEM: **509796(B1&B2)**  
**ASSEMBLY INSTRUCTIONS**



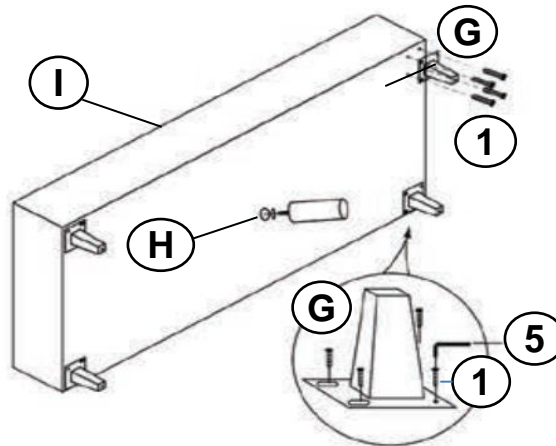
**LAF**



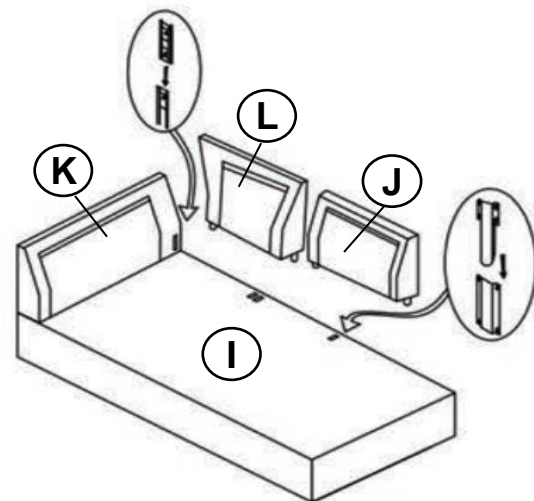
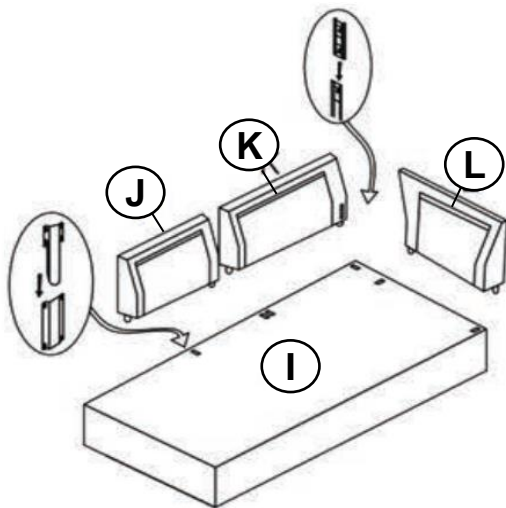
**RAF**



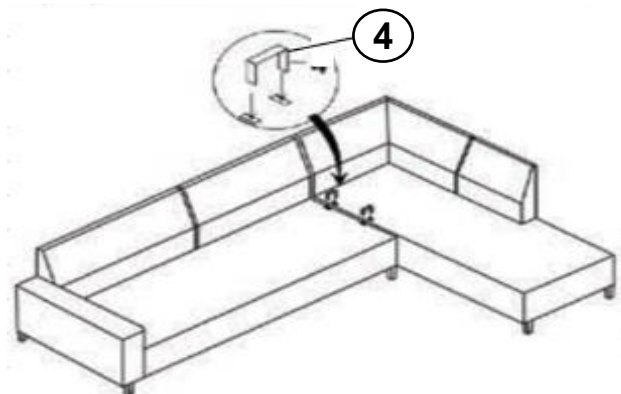
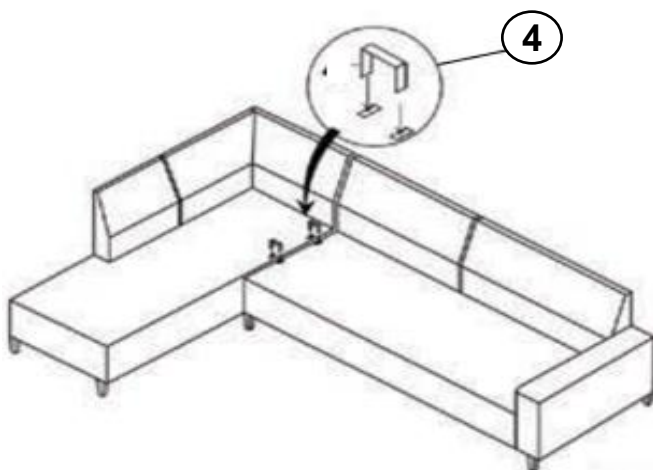
**STEP 4**



**STEP 5**



**STEP 6**



ITEM: **509796(B1&B2)**  
**ASSEMBLY INSTRUCTIONS**



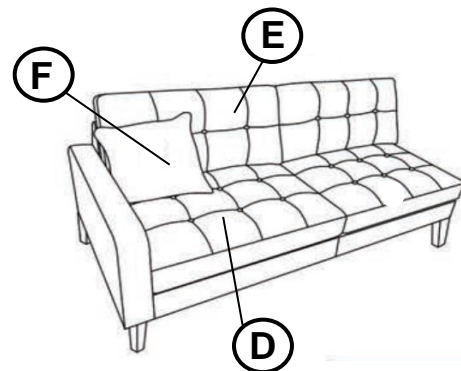
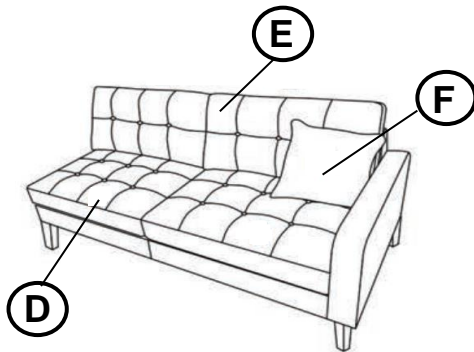
**LAF**



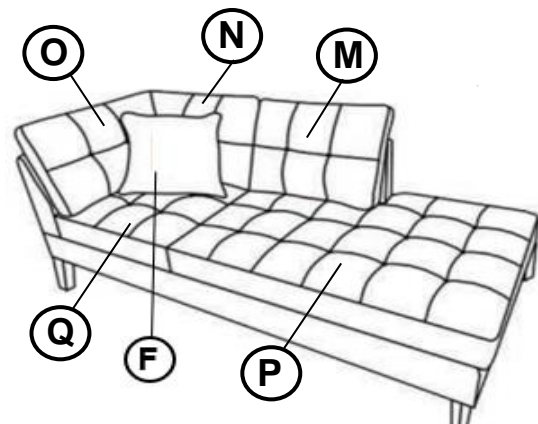
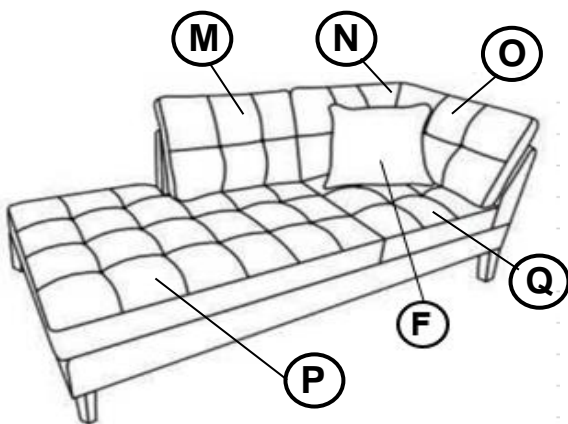
**RAF**





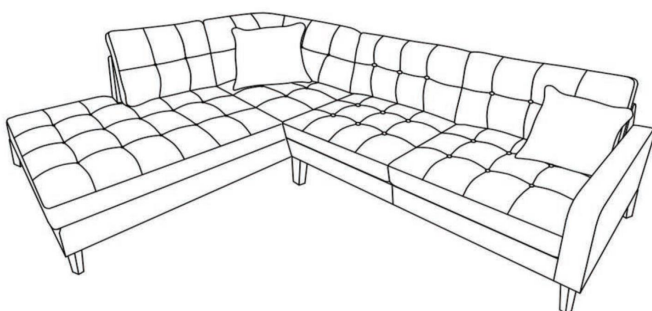
**STEP 7**



**STEP 8**

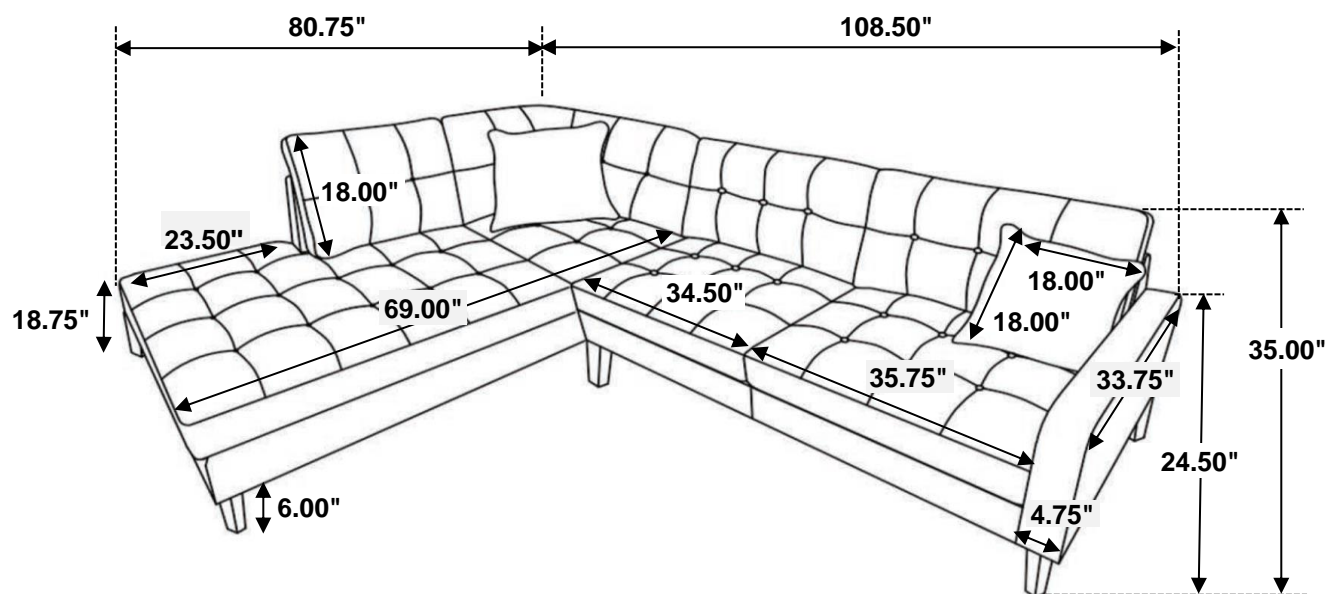


**STEP 9**  
**COMPLETE**





ITEM: **509796(B1&B2)**



Note: Dimension tolerance  $\pm 5\%$