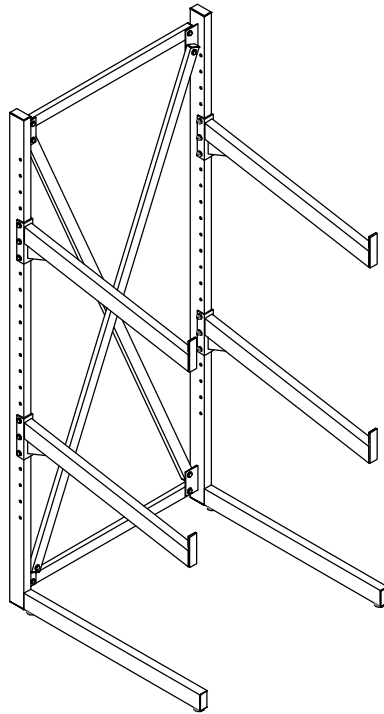


*ASSEMBLY INSTRUCTIONS*  
*COASTER FINE FURNITURE*



*Fine Furniture for every stage of life*

**500500**  
***SOFA BED RACK***

REVISION 0 : 09/06/2021  
REVISION 1 : 08/25/2023

ITEM:500500



# ASSEMBLY INSTRUCTIONS

## ASSEMBLY TIPS:

1. Remove hardware from box and sort by size.
2. Please check to see that all hardware and parts are present prior to start of assembly.
3. Please follow attached instructions in the same sequence as numbered to assure fast & easy assembly.



## WARNING!

1. Don't attempt to repair or modify parts that are broken or defective. Please contact the store immediately.
2. This product is for home use only and not intended for commercial establishments.

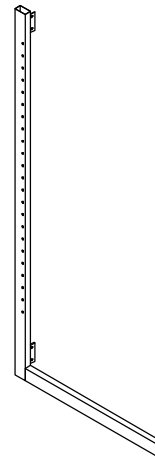


ASSEMBLY TIME 50 MINUTES

## PARTS IDENTIFICATION

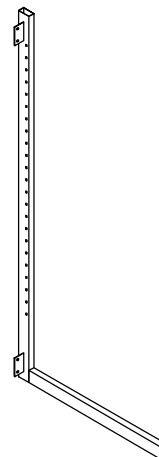
AN LEFT RACK POST

1PC



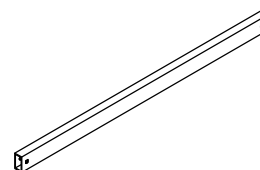
BN RIGHT RACK POST

1PC



CN SHORT RACK SUPPORT

2PCS



ITEM:500500

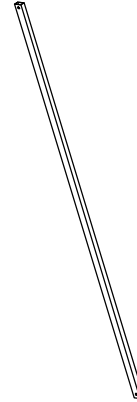
# ASSEMBLY INSTRUCTIONS

## PARTS IDENTIFICATION



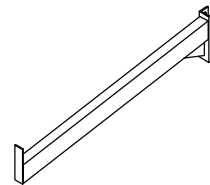
DN LONG RACK SUPPORT

2PCS



EN RACK ARM

4PCS



ZN

## HARDWARE IDENTIFICATION

1 SHORT HEX BOLT  
(3/8" x 45mm BLK)



8PCS

2 LONG HEX BOLT  
(3/8" x 65mm BLK)



12PCS

3 FLAT WASHER  
(3/8" x 25mm BLK)



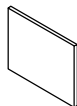
40PCS

4 HEX NUT  
(3/8" BLK)



20PCS

5 STICKER  
(60 x 40mm)



4PCS

6 LEG PAD  
(3/8" x 32mm)



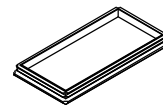
4PCS

7 SMALL CAP  
(25 x 50mm BLK)



8PCS

8 LARGE CAP  
(40 x 80mm BLK)



6PCS

9 WRENCH



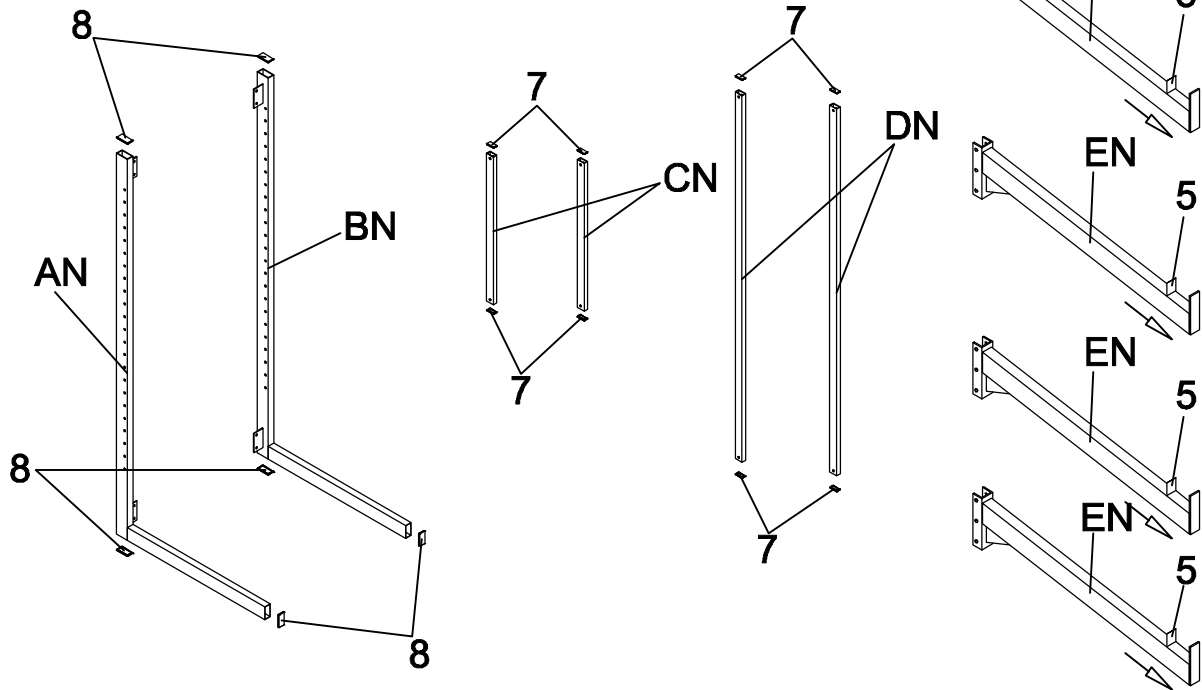
2PCS

ITEM:500500

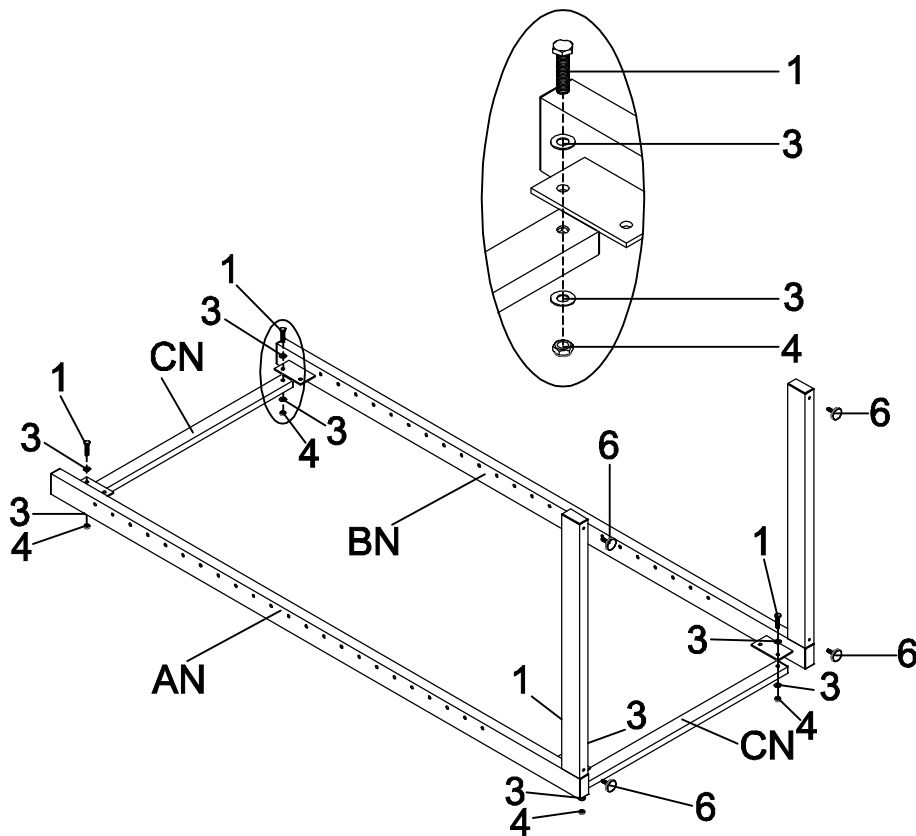


# ASSEMBLY INSTRUCTIONS

**STEP 1** Do not tighten until each step is completed or instructed.



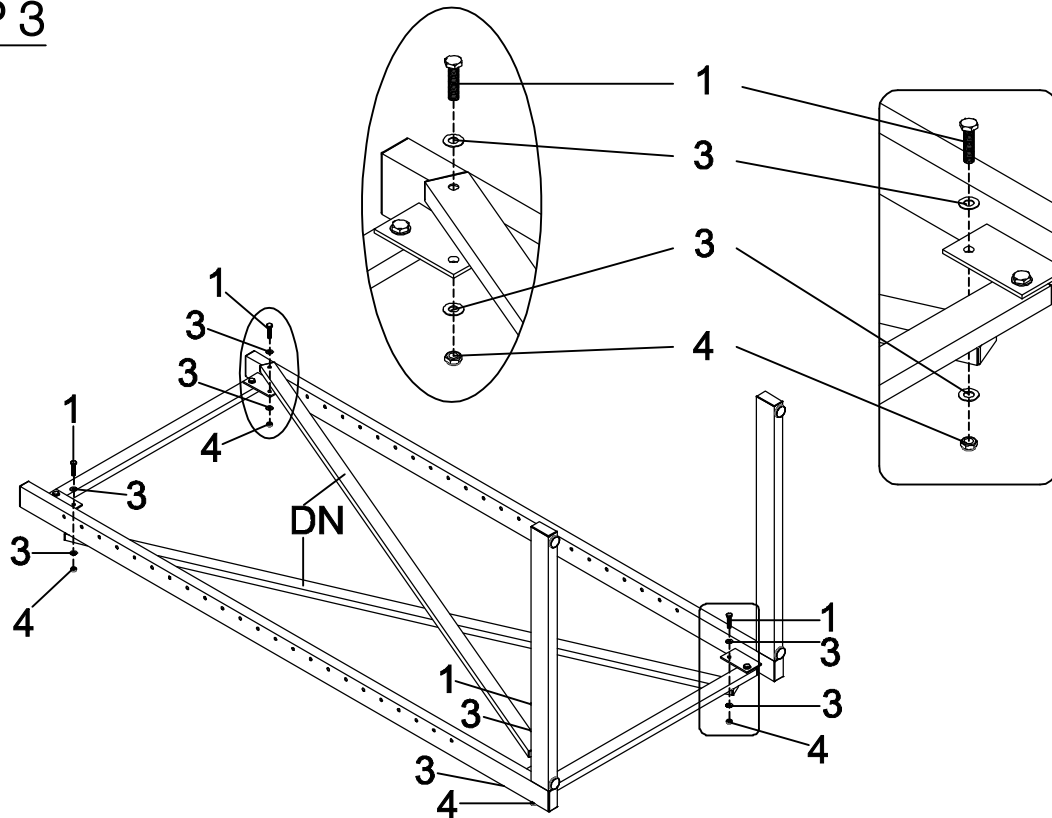
## STEP 2



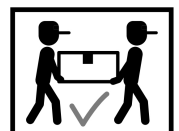
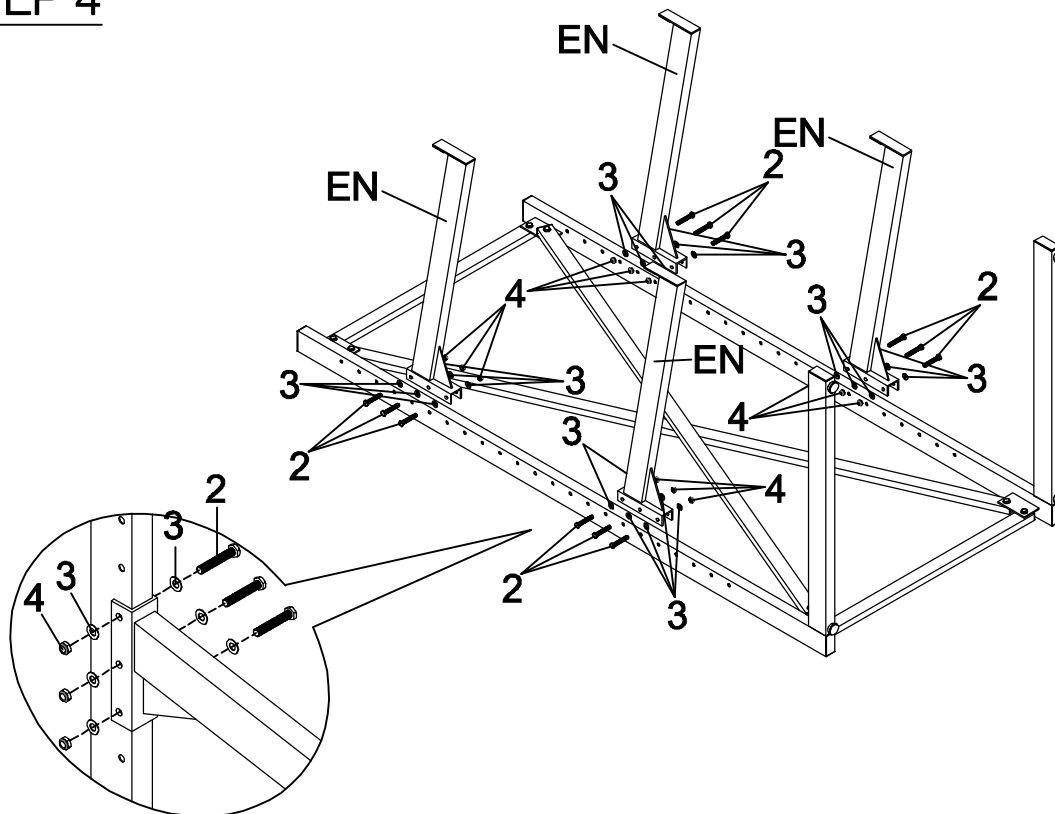
ITEM:500500

# ASSEMBLY INSTRUCTIONS

## STEP 3



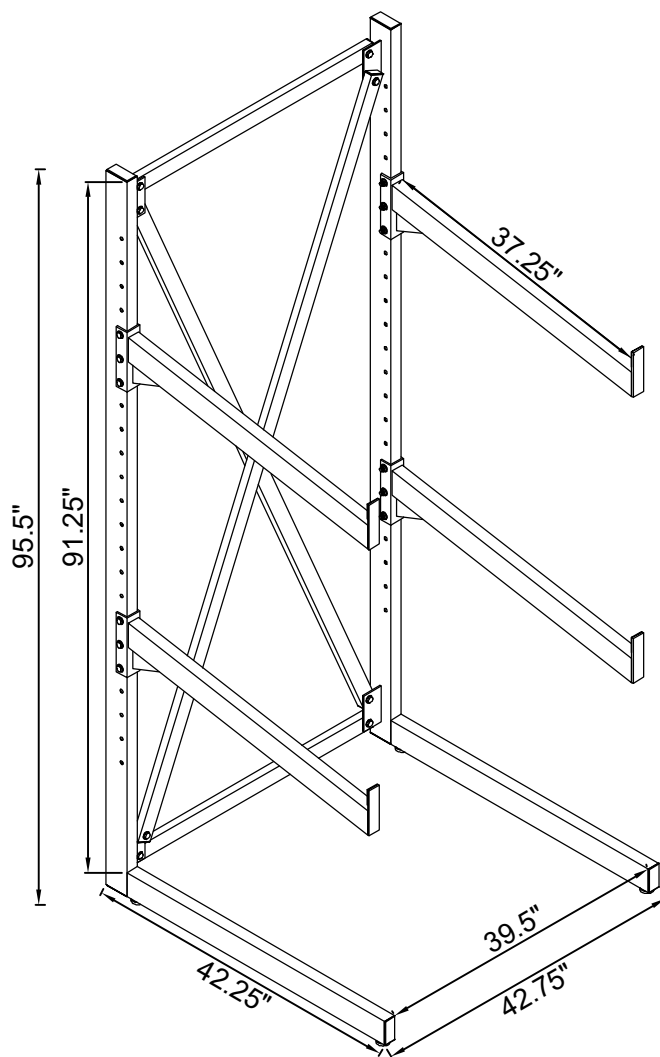
## STEP 4



# ITEM:500500 ASSEMBLY INSTRUCTIONS



Product Size : 1086 X 1073 X 2426 H (MM)
Product Size : 42.75" X 42.25" X 95.5"



Note : Dimension tolerance  $\pm 5\%$